



US00D651370S

(12) **United States Design Patent**
Seliskar et al.

(10) **Patent No.:** **US D651,370 S**

(45) **Date of Patent:** **** Dec. 27, 2011**

(54) **CAT SCRATCHER**

(75) Inventors: **Jill Seliskar**, Morrilton, AR (US); **Dan Peacock**, Morrilton, AR (US); **Kristie Hamilton**, Morrilton, AR (US)

(73) Assignee: **Cat Claws, Inc.**, Morrilton, AR (US)

(**) Term: **14 Years**

(21) Appl. No.: **29/379,688**

(22) Filed: **Nov. 23, 2010**

(51) **LOC (9) Cl.** **30-99**

(52) **U.S. Cl.** **D30/160; D6/349; D6/601; D30/118**

(58) **Field of Classification Search** **D30/118, D30/160; D6/349, 382, 595, 596, 601; 119/702, 119/706-711, 28.5**
See application file for complete search history.

(56) **References Cited**

U.S. PATENT DOCUMENTS

744,713	A *	11/1903	Blomqvist	D6/596
1,386,652	A *	8/1921	Patton	5/640
1,973,240	A *	9/1934	Proudfit et al.	27/13
D126,825	S *	4/1941	Kolisch	D6/601
2,940,087	A *	6/1960	Kiefer	5/642
D251,935	S *	5/1979	Ikezaki	D6/601
D309,543	S *	7/1990	Goodman	D6/601

D319,751	S *	9/1991	Hoff	D6/601
5,216,771	A *	6/1993	Hoff	5/648
5,474,513	A *	12/1995	Carlesimo et al.	482/140
D391,112	S *	2/1998	Houston	D6/601
6,561,194	B2 *	5/2003	Michelson	128/845
D582,611	S *	12/2008	Bise	D30/118
D589,657	S *	3/2009	Lamstein	D30/118
7,635,308	B2 *	12/2009	Merrill	473/276
D614,901	S *	5/2010	Welch	D6/601
D627,524	S *	11/2010	Seliskar	D30/160
D634,959	S *	3/2011	McNaughton	D6/601
D644,795	S *	9/2011	Haaf	D30/160
2002/0088057	A1 *	7/2002	Wassilefsky	5/648

* cited by examiner

Primary Examiner — Cathy A MacCormac

(74) *Attorney, Agent, or Firm* — Dennis B. Haase

(57) **CLAIM**

The ornamental design for a cat scratcher, substantially, as shown.

DESCRIPTION

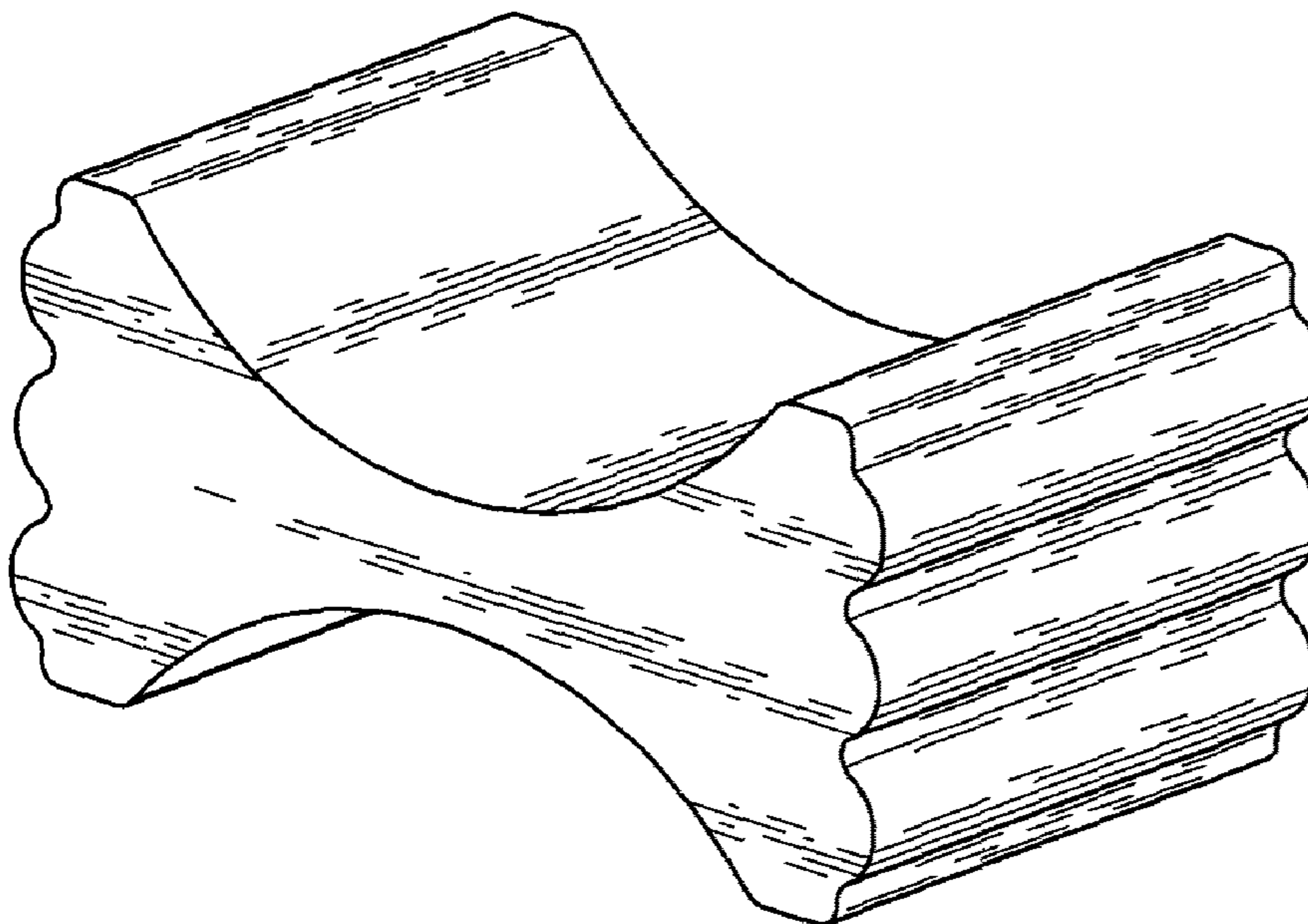
FIG. 1 is a perspective view of a cat scratcher of the present invention;

FIG. 2 is a front elevational view thereof, the rear view is identical;

FIG. 3 is a right side elevational view thereof; and,

FIG. 4 is a top plan view thereof.

1 Claim, 1 Drawing Sheet



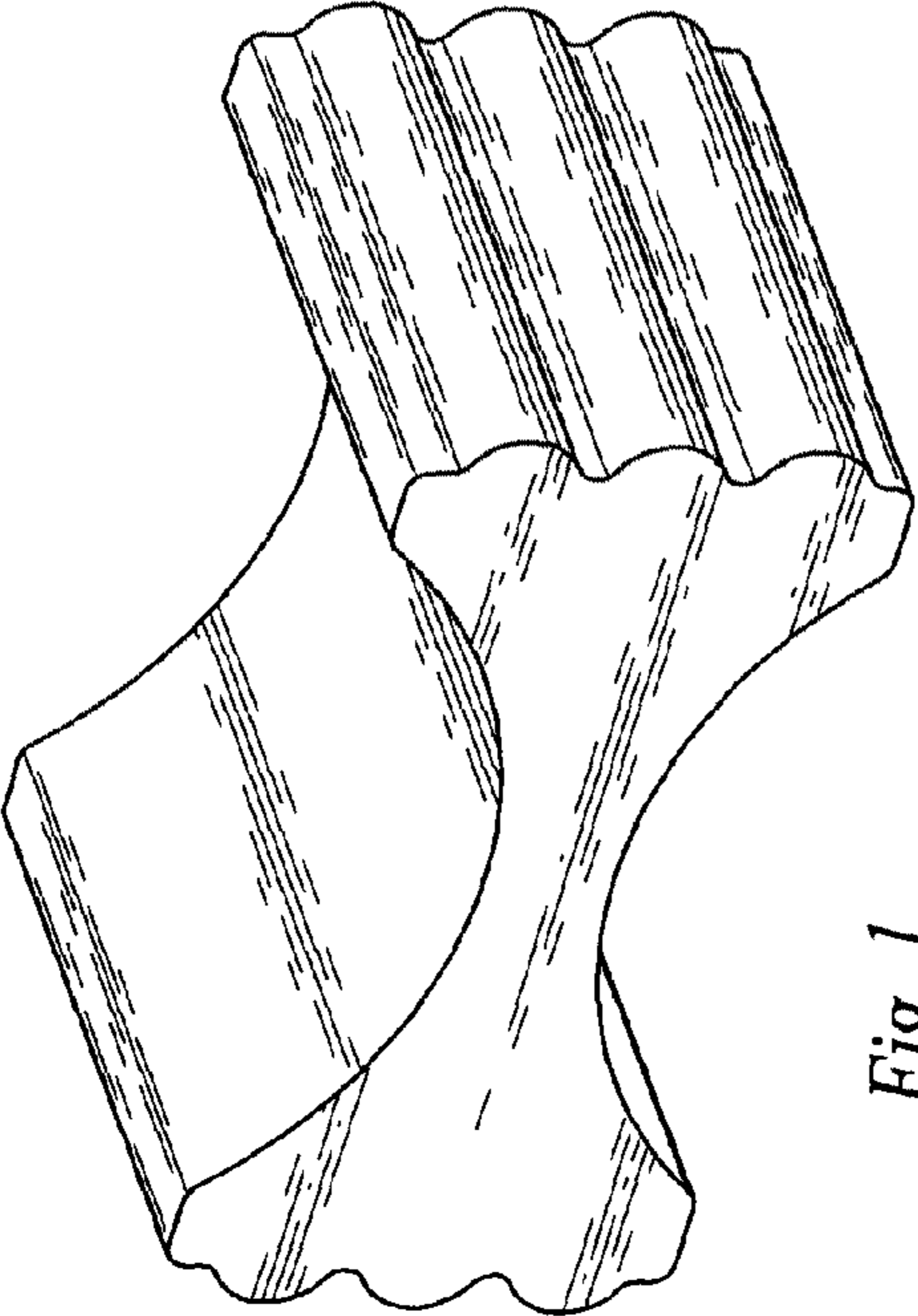


Fig. 1




Fig. 2

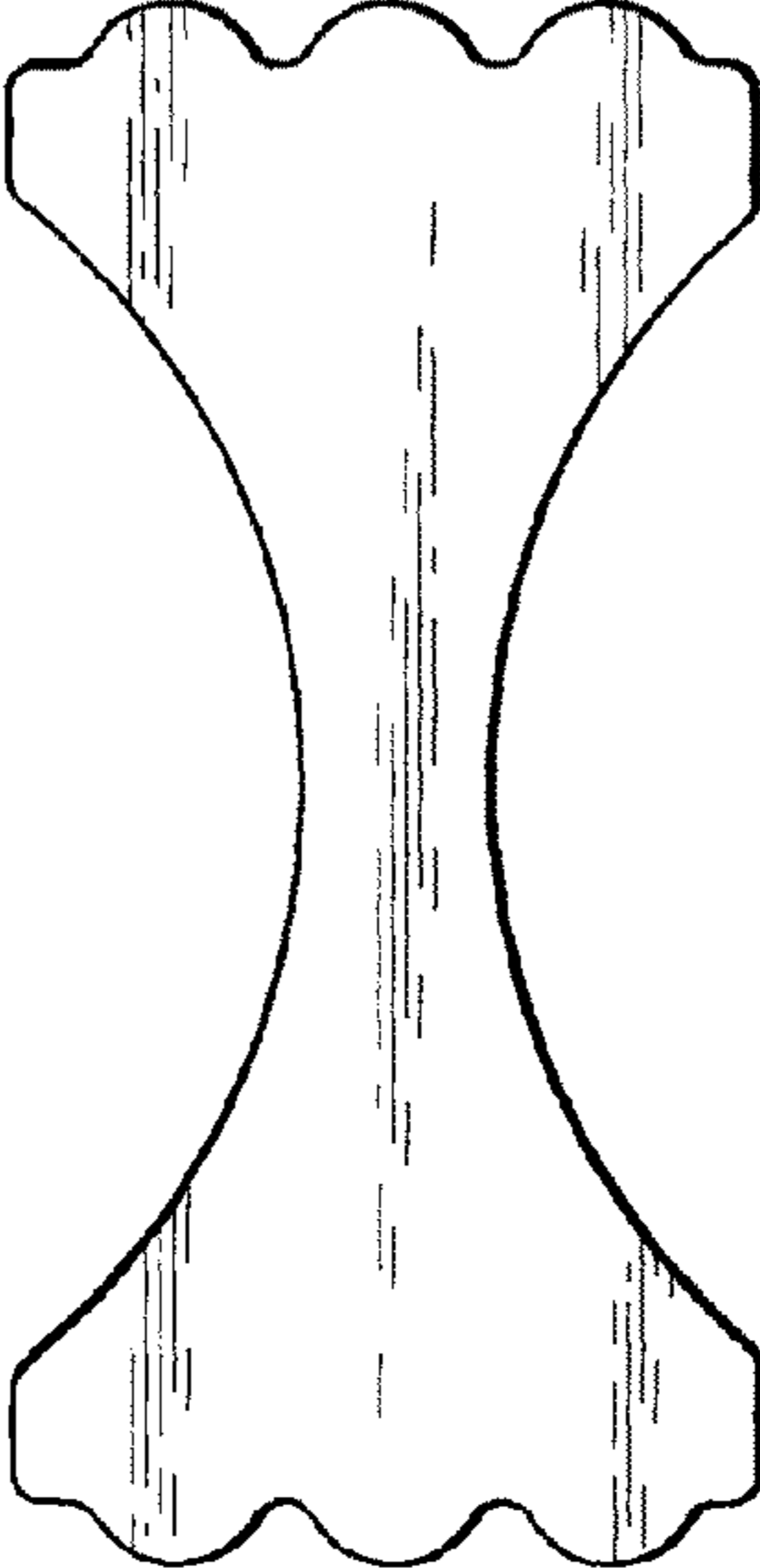


Fig. 3




Fig. 4