



US00D651368S

(12) **United States Design Patent**
Seliskar et al.

(10) **Patent No.:** **US D651,368 S**

(45) **Date of Patent:** **** Dec. 27, 2011**

(54) **CAT SCRATCHER**

(75) Inventors: **Jill Seliskar**, Morrilton, AR (US); **Dan Peacock**, Morrilton, AR (US); **Kristie Hamilton**, Morrilton, AR (US)

(73) Assignee: **Cat Claws, Inc.**, Morrilton, AR (US)

(**) Term: **14 Years**

(21) Appl. No.: **29/379,596**

(22) Filed: **Nov. 22, 2010**

(51) **LOC (9) Cl.** **30-99**

(52) **U.S. Cl.** **D30/160; D6/349; D6/601**

(58) **Field of Classification Search** **D30/118, D30/160; D6/349, 382, 595, 596, 601; 119/702, 119/706-711, 28.5**

See application file for complete search history.

(56) **References Cited**

U.S. PATENT DOCUMENTS

D301,166 S * 5/1989 Miklja D6/596
D334,107 S * 3/1993 Johnson D6/601
D353,173 S * 12/1994 Almeda D6/601

D400,386 S * 11/1998 Keilhauer D6/601
D619,404 S * 7/2010 Castillo D6/609
D627,112 S * 11/2010 Seliskar D30/160
D633,662 S * 3/2011 Seliskar D30/160
D637,030 S * 5/2011 Khandai D6/601

* cited by examiner

Primary Examiner — Cathy A MacCormac

(74) *Attorney, Agent, or Firm* — Dennis B. Haase

(57) **CLAIM**

The ornamental design for a cat scratcher, substantially as shown.

DESCRIPTION

FIG. 1 is a perspective view of the cat scratcher of the present invention;

FIG. 2 is a front elevational view thereof;

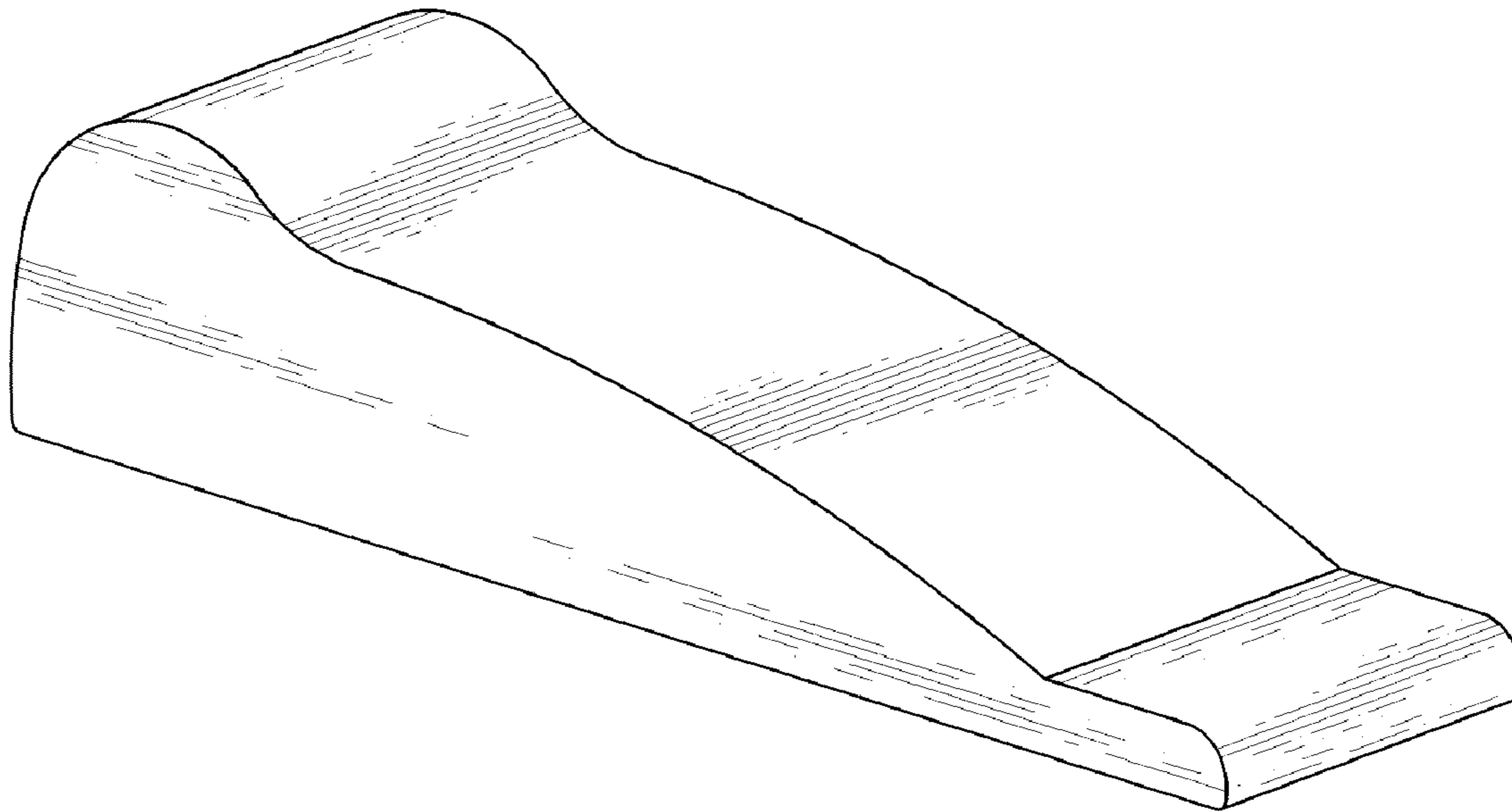
FIG. 3 is a rear elevational view thereof;

FIG. 4 is a top plan view thereof;

FIG. 5 is a left side elevational view thereof, the right side being a mirror image of this elevation; and,

FIG. 6 is a bottom plan view thereof.

1 Claim, 1 Drawing Sheet



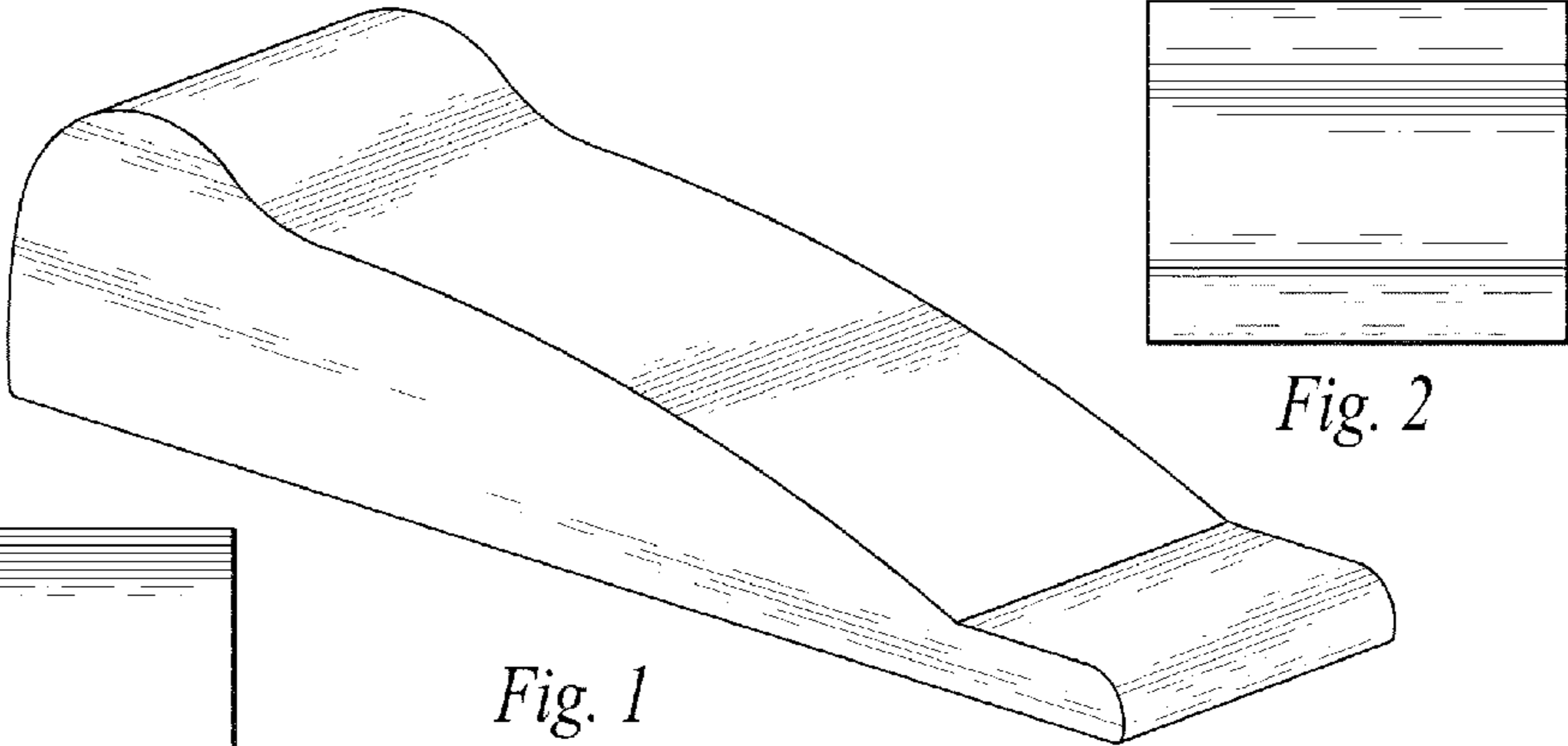


Fig. 2



Fig. 3




Fig. 4




Fig. 5




Fig. 6