



US00D651360S

(12) **United States Design Patent**
Fittry

(10) **Patent No.:** **US D651,360 S**

(45) **Date of Patent:** **** Dec. 27, 2011**

(54) **ILLUMINATED WORK GLOVE**

(76) Inventor: **Cheryl L. Fittry**, Stanley, VA (US)

(**) Term: **14 Years**

(21) Appl. No.: **29/396,838**

(22) Filed: **Jul. 7, 2011**

(51) **LOC (9) Cl.** **02-06**

(52) **U.S. Cl.** **D29/117.1**

(58) **Field of Classification Search** D2/610,
D2/614, 615, 616, 617, 618, 619, 620, 621,
D2/622, 623; D20/33; D21/807; D26/37,
D26/38, 39; D28/63; D29/113, 114, 116.2,
D29/117.1, 117.2, 120.1, 123; D32/40, 41,
D32/42, 43; 2/16, 158, 159, 161.1, 161.3,
2/161.4, 161.5, 161.8, 162, 168, 170, 455,
2/908, 910, 917; 40/586; 362/103; 434/188;
446/26

See application file for complete search history.

(56) **References Cited**

U.S. PATENT DOCUMENTS

168,836	A *	10/1875	Hall	30/123.5
1,479,771	A *	1/1924	Campbell	2/16
1,624,429	A *	4/1927	Palmer	2/162
D174,048	S *	2/1955	Kumme	D2/623
4,122,554	A *	10/1978	Stager	2/164
D256,184	S *	8/1980	Kupperman et al.	D29/117.1
D282,124	S *	1/1986	Billings	D2/614
D360,059	S *	7/1995	Kalvestran et al.	D29/113
D364,357	S *	11/1995	Ledgerwood, II	D10/33
D368,352	S *	4/1996	Torres	D2/619
D369,309	S	4/1996	Marbach		
5,535,105	A	7/1996	Koenen et al.		
6,006,357	A	12/1999	Mead		
6,055,669	A *	5/2000	Albert	2/161.1
6,065,155	A *	5/2000	Sandusky	2/161.1
D446,368	S *	8/2001	Pizarro	D32/43
6,374,417	B1 *	4/2002	Stagnitta	2/161.8
6,709,142	B2	3/2004	Gyori		

6,711,746	B1	3/2004	Orellana		
6,892,397	B2	5/2005	Raz et al.		
6,912,731	B2 *	7/2005	Cass	2/161.1
D517,278	S *	3/2006	Chernick et al.	D2/615
7,163,308	B2	1/2007	Ferrari et al.		
D536,512	S *	2/2007	Schuller et al.	D2/617
7,415,735	B2 *	1/2008	Erickson et al.	2/161.6
7,399,099	B2 *	7/2008	Stokes	362/103
7,401,937	B2 *	7/2008	Abas	362/103
7,503,667	B2	3/2009	Wilkins		
D593,720	S *	6/2009	Nourian	D32/40
7,597,449	B2 *	10/2009	Stokes	362/103
7,788,737	B2 *	9/2010	Baker et al.	2/161.6
7,959,314	B1 *	6/2011	Rodriguez	362/103
D640,856	S *	7/2011	Rose	D2/614
D642,310	S *	7/2011	Idelson	D26/39
2004/0025224	A1 *	2/2004	Albert	2/159
2008/0218996	A1 *	9/2008	Galloway et al.	362/103
2009/0241238	A1 *	10/2009	Rego	2/161.2
2011/0004973	A1 *	1/2011	Fortuna	2/161.6
2011/0157873	A1 *	6/2011	English	362/103

FOREIGN PATENT DOCUMENTS

GB 2068290 * 8/1997

* cited by examiner

Primary Examiner — Karen E Eldridge Powers

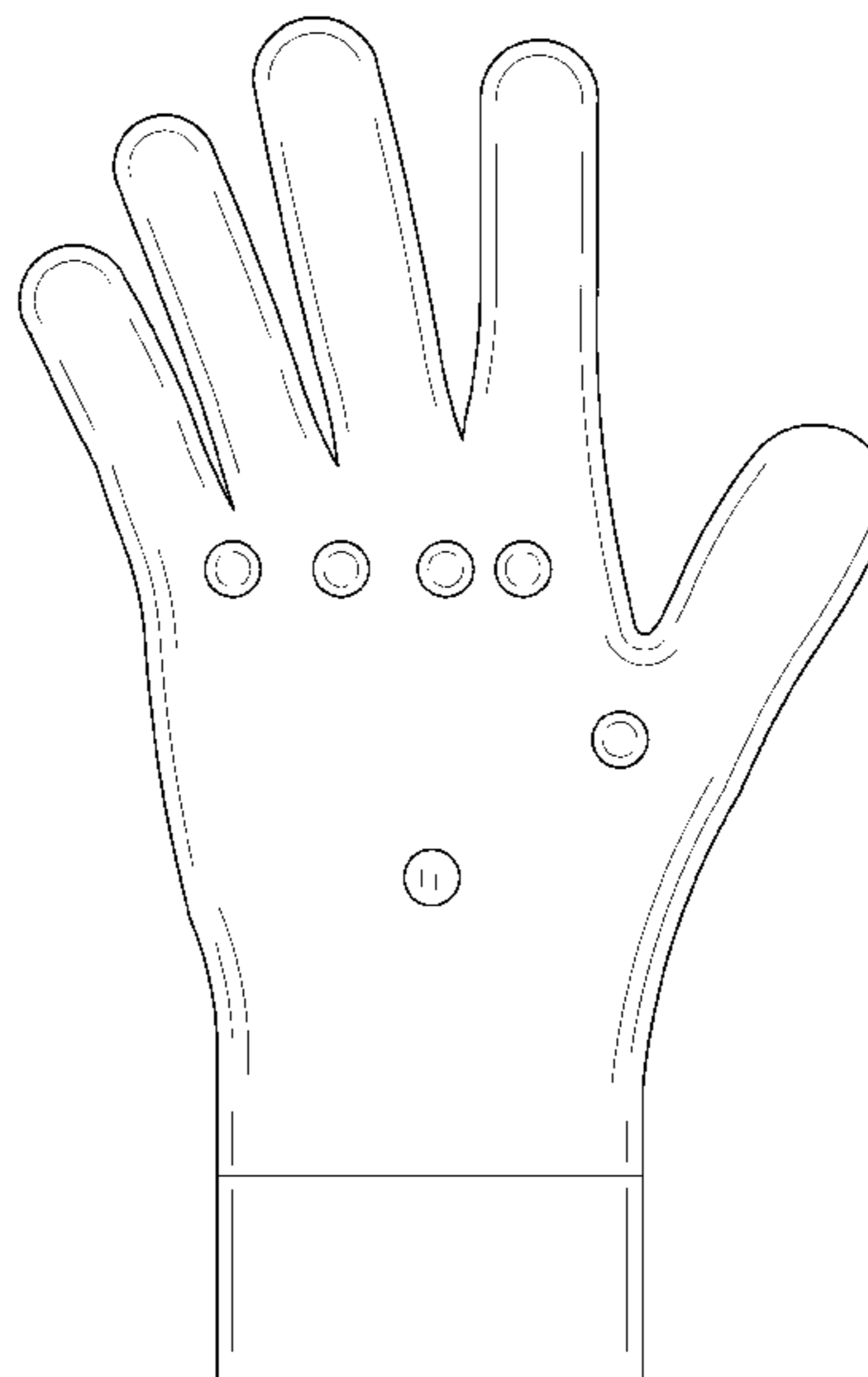
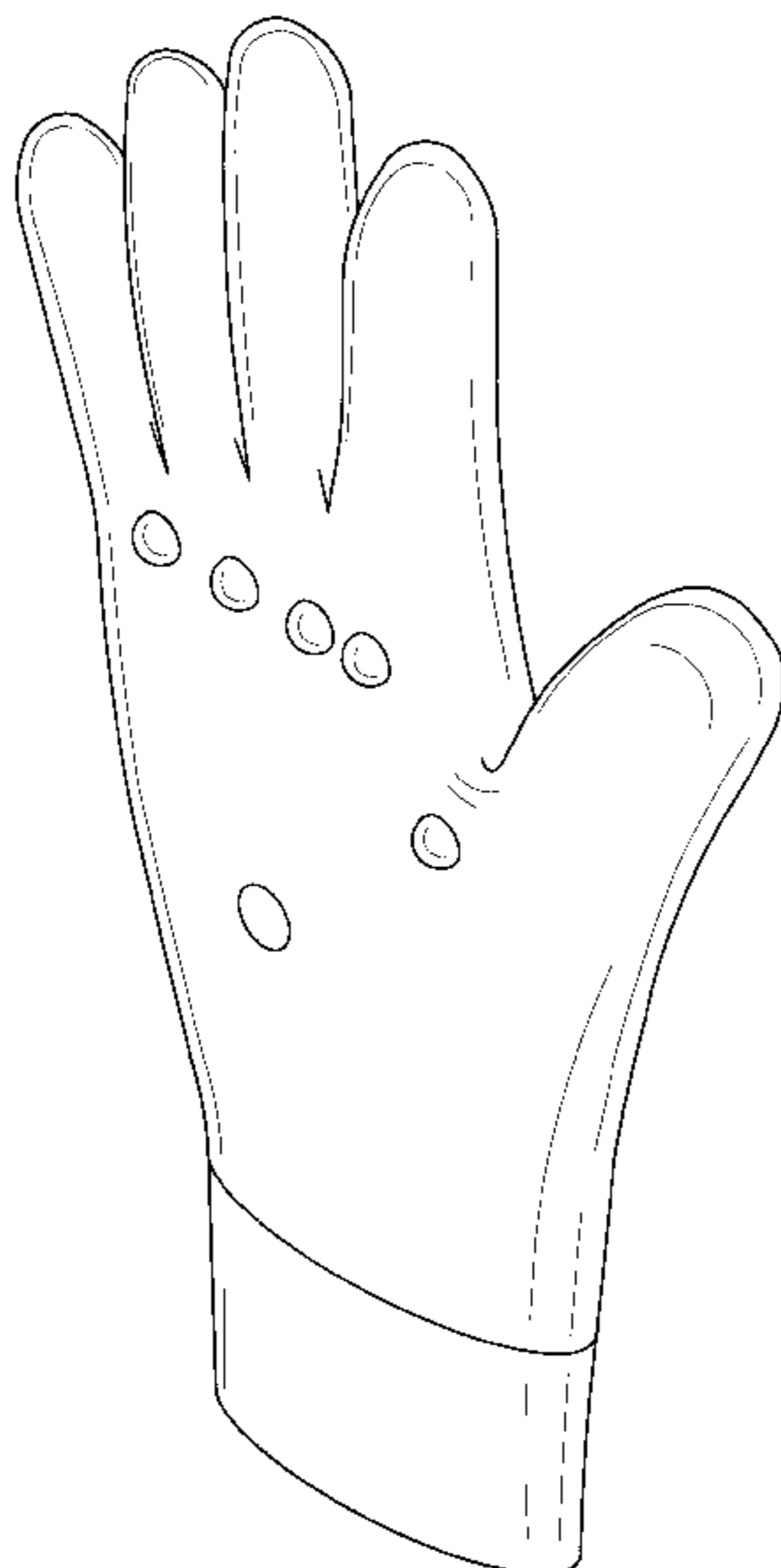
(57) **CLAIM**

The ornamental design for an illuminated work glove, as shown and described.

DESCRIPTION

FIG. 1 is a perspective view of illuminated work glove showing my new design;
FIG. 2 is a front view thereof;
FIG. 3 is a back view thereof;
FIG. 4 is a side view thereof;
FIG. 5 is an opposite side view thereof;
FIG. 6 is a top view thereof; and,
FIG. 7 is a bottom view thereof.

1 Claim, 5 Drawing Sheets



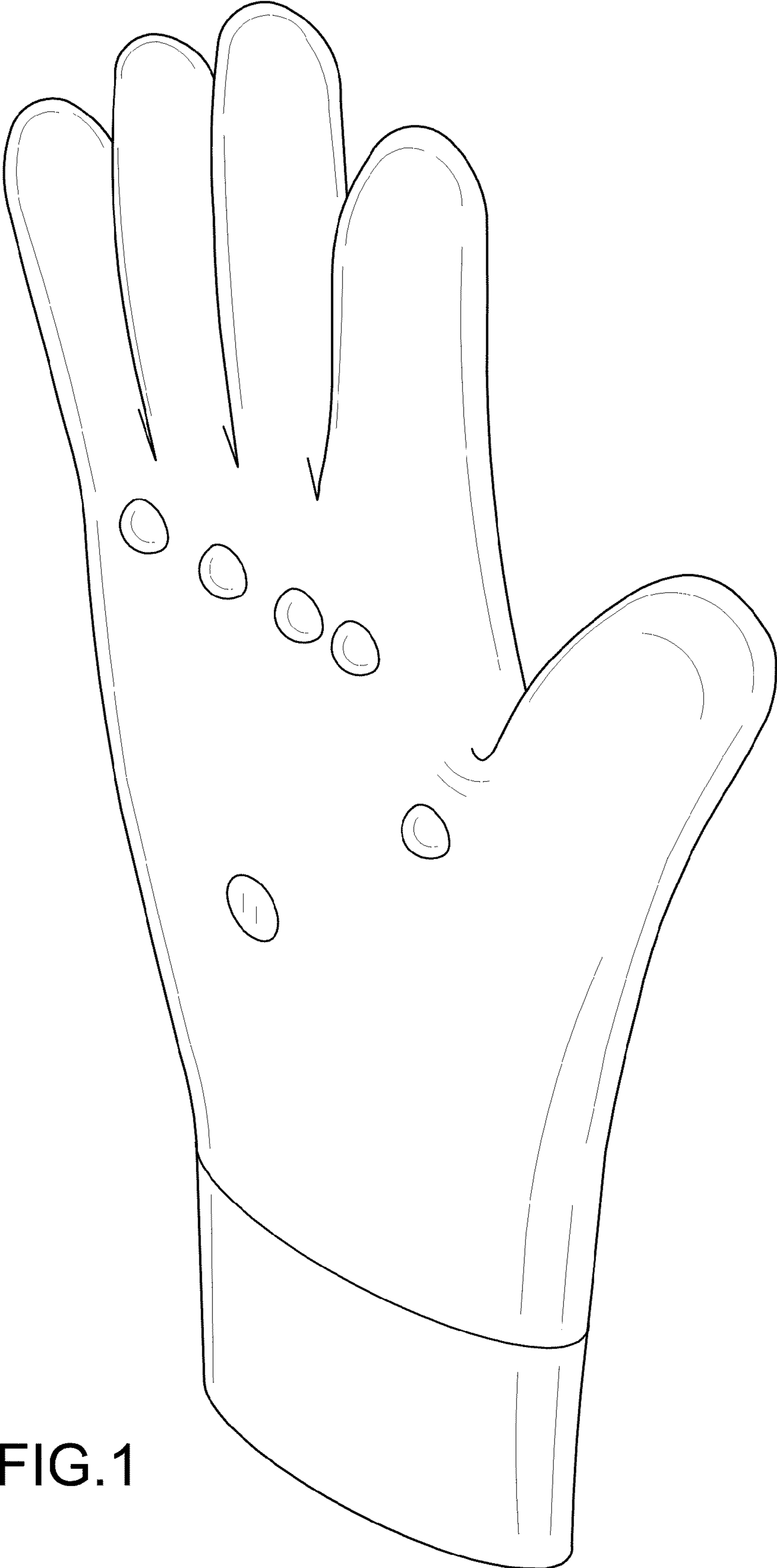


FIG.1

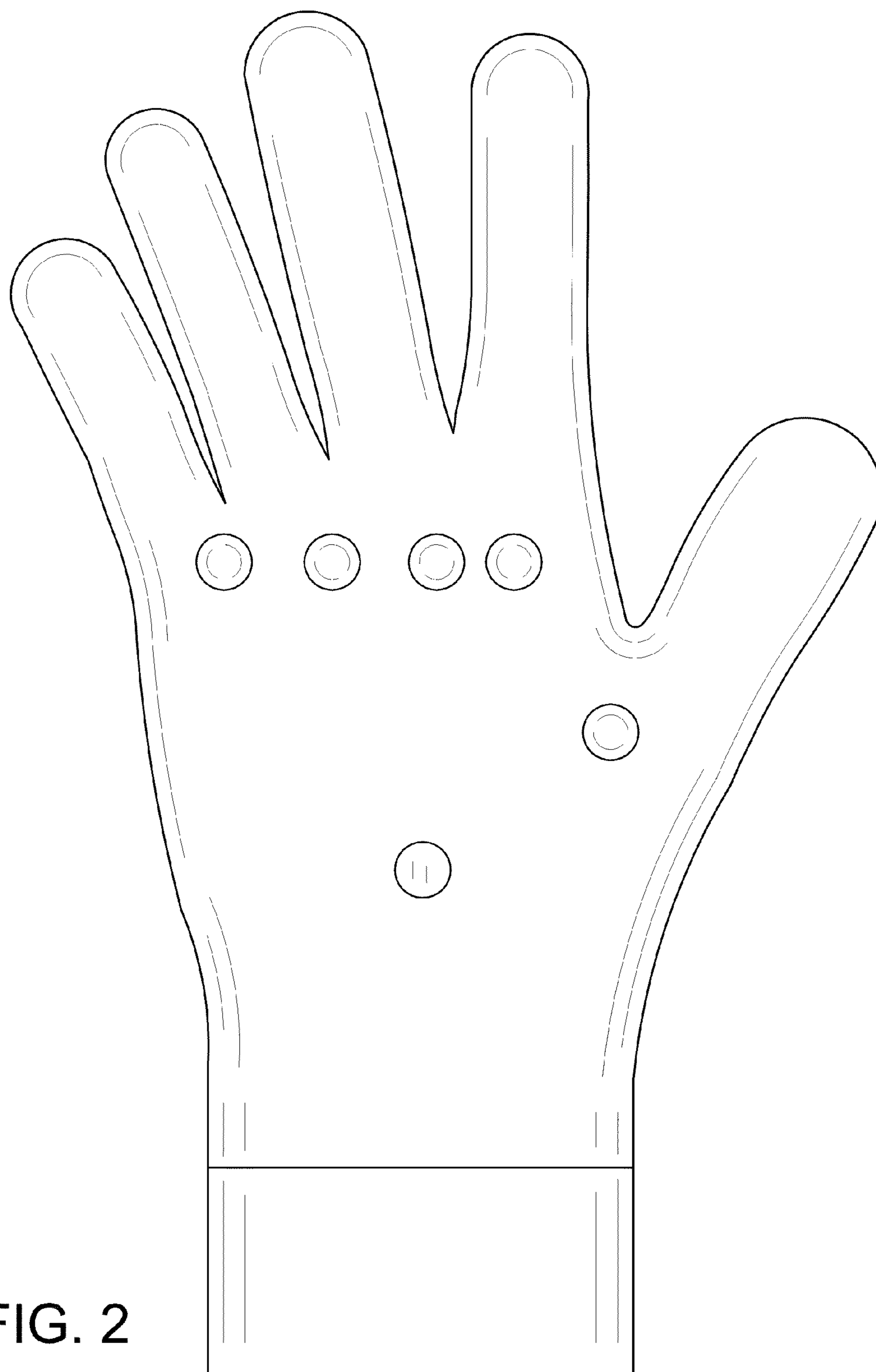


FIG. 2




FIG. 3

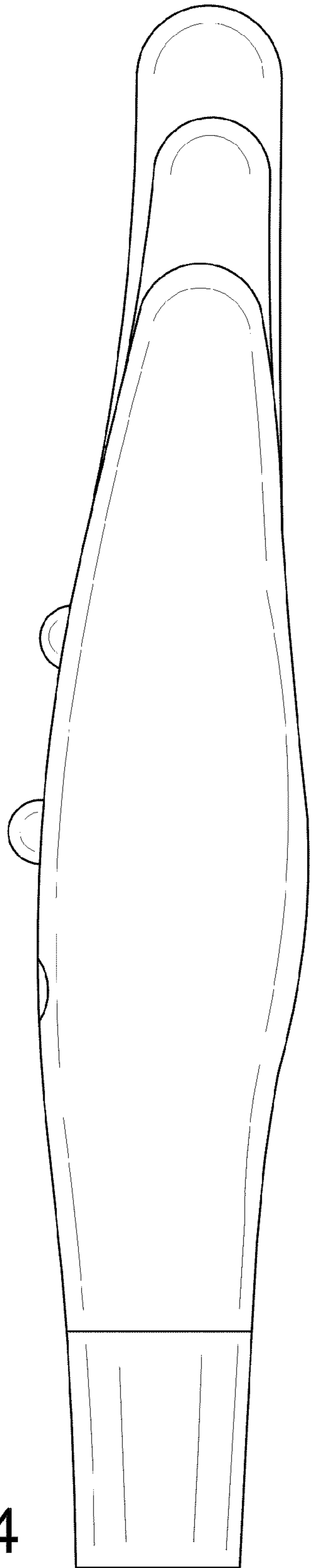


FIG. 4



FIG. 5

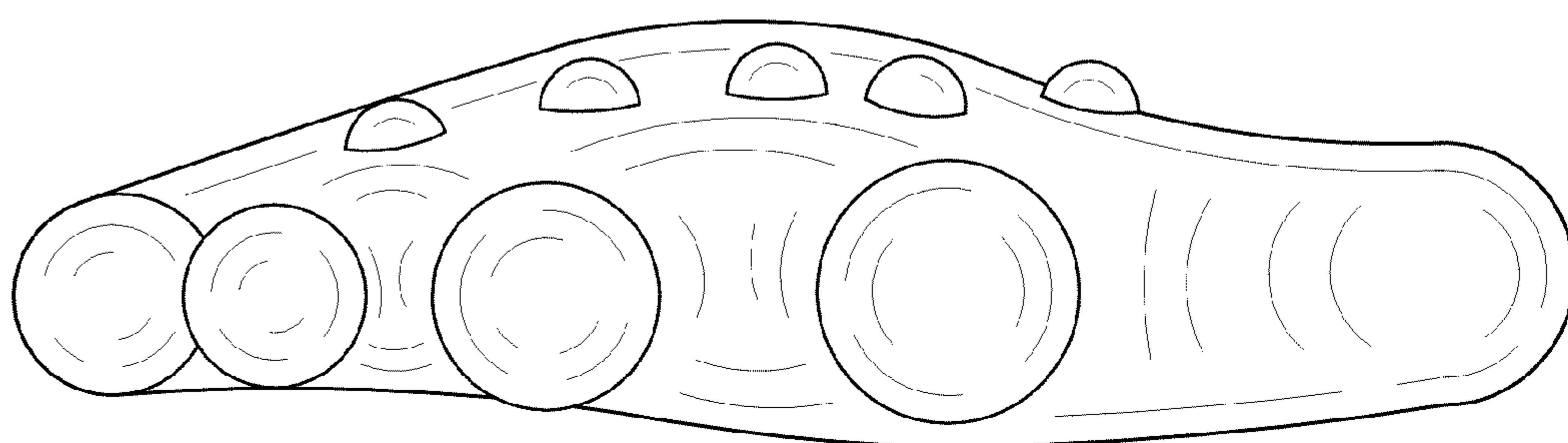


FIG. 6

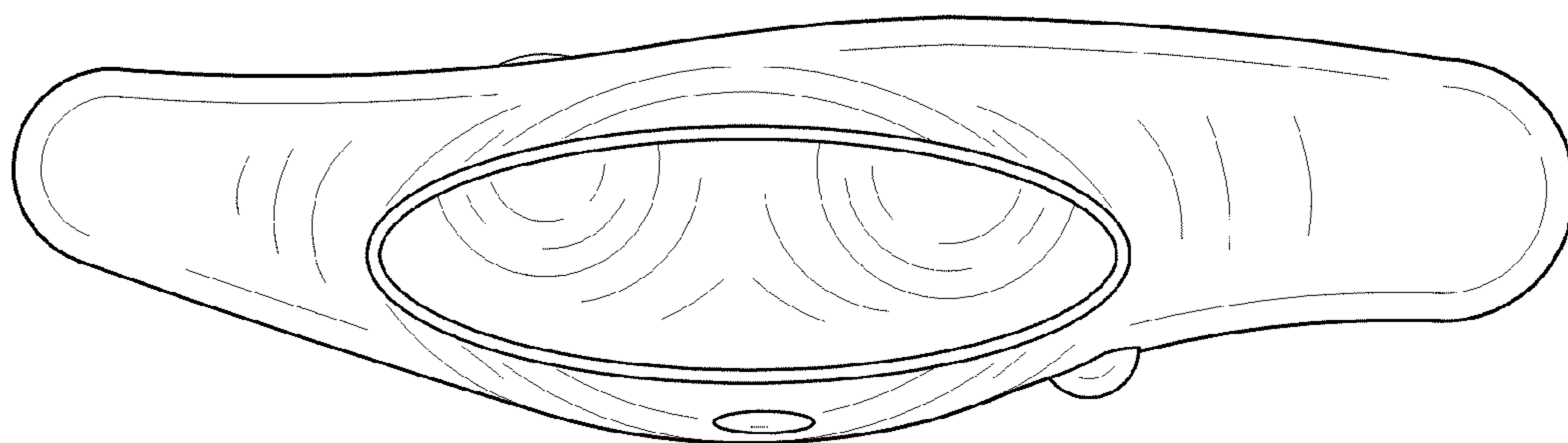


FIG. 7