



US00D651358S

(12) **United States Design Patent**
Bulan et al.

(10) **Patent No.:** **US D651,358 S**

(45) **Date of Patent:** **** Dec. 27, 2011**

(54) **WELDING GLOVE**

(75) Inventors: **Jamy Edward Bulan**, Lakewood, OH (US); **Michael A. Kindig**, Chagrin Falls, OH (US)

(73) Assignee: **Lincoln Global, Inc.**, City of Industry, CA (US)

(**) Term: **14 Years**

(21) Appl. No.: **29/387,003**

(22) Filed: **Mar. 8, 2011**

(51) **LOC (9) Cl.** **02-06**

(52) **U.S. Cl.** **D29/117.1**

(58) **Field of Classification Search** D2/610, D2/614, 615, 616, 617, 618, 619, 620, 621, D2/622, 623; D20/33; D21/807; D28/63; D29/113, 114, 116.2, 117.1, 117.2, 120.1, D29/123; D32/40, 41, 42, 43; 2/16, 158, 2/159, 161.1, 161.3, 161.4, 161.5, 161.8, 2/162, 168, 170, 455, 908, 910, 917; 40/586; 446/26

See application file for complete search history.

(56) **References Cited**

U.S. PATENT DOCUMENTS

1,205,229	A *	11/1916	Linden	2/161.8
D57,279	S *	3/1921	Seely	D29/117.1
1,530,327	A *	3/1925	Redlick	401/7
1,598,671	A *	9/1926	Beebe	2/161.6
1,637,181	A *	7/1927	Gillian	2/161.8
1,809,877	A *	6/1931	Wells	2/161.8
1,934,332	A *	11/1933	Skinner	2/162
1,983,963	A *	12/1934	Belton et al.	2/168
2,041,201	A *	5/1936	Neback	2/20
2,229,837	A *	1/1941	Claffy	2/168
3,548,413	A *	12/1970	Jackson	2/16
D268,968	S *	5/1983	Sami	D29/117.1
4,416,026	A	11/1983	Smith	

D278,660	S	5/1985	Fox	
D294,984	S	3/1988	Green	
D324,606	S	3/1992	Strauss	
D327,754	S *	7/1992	Hochgesang et al. D29/117.1
D372,112	S	7/1996	Garneau	
5,568,657	A *	10/1996	Cordova et al. 2/167
D418,659	S *	1/2000	Paffumi et al. D2/621
D428,214	S	7/2000	Mattesky	
D442,745	S	5/2001	Minkow et al.	
D445,996	S	8/2001	Kiernan	
D468,074	S	1/2003	Votel	
D475,175	S	6/2003	Kopala	
D492,088	S	6/2004	Hatch et al.	
6,905,487	B2 *	6/2005	Zimmerman 604/292
D514,771	S	2/2006	Jaeger	
D514,772	S	2/2006	Bevier	
D515,783	S	2/2006	Mattesky	
D529,683	S	10/2006	Fitzgerald	

(Continued)

OTHER PUBLICATIONS

GLOBALINDUSTRIAL.COM; ProFlex® Hand Temperature Gloves; <http://www.globalindustrial.com/g/safety/hands/chore-gloves/ProFlex-HandTemp-Gloves>; printed Mar. 28, 2011; 2 pages.

Primary Examiner — Karen E Eldridge Powers

(74) *Attorney, Agent, or Firm* — Hahn Loeser & Parks LLP

(57) **CLAIM**

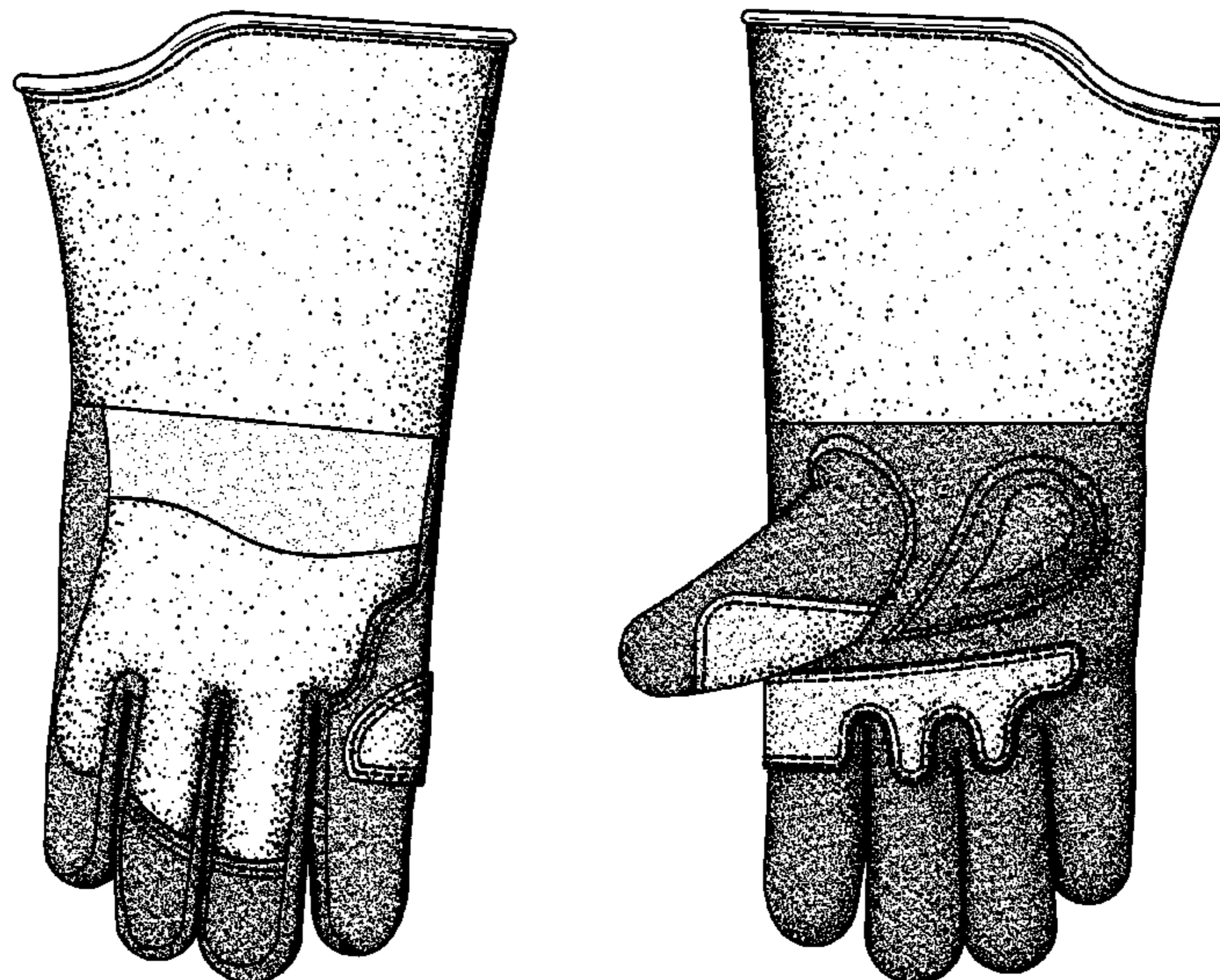
The ornamental design for a welding glove, as shown and described.

DESCRIPTION

FIG. 1 is a top perspective view of a welding glove; FIG. 2 is a bottom perspective view of the welding glove of FIG. 1; and, FIG. 3 is an alternate bottom perspective view of the welding glove of FIG. 1.

The broken lines shown in the Figures are for illustrative purposes only and form no part of the claimed invention.

1 Claim, 3 Drawing Sheets



US D651,358 S

Page 2

U.S. PATENT DOCUMENTS

D549,929 S	9/2007	Schuller et al.	D601,777 S	10/2009	Rolfe
D555,327 S	11/2007	Kishihara et al.	D608,978 S	2/2010	Votel
D558,952 S	1/2008	Ash et al.	D609,861 S	2/2010	Fitzgerald et al.
D560,037 S	1/2008	VanErmen	D617,053 S	6/2010	Carroll et al.
D561,947 S	2/2008	Hong	D619,305 S	7/2010	Fitzgerald et al.
D566,377 S	4/2008	Kishihara et al.	D621,552 S	8/2010	Fitzgerald et al.
D569,579 S	5/2008	Kishihara et al.	D621,553 S	8/2010	Fitzgerald et al.
D571,527 S	6/2008	Ash et al.	D625,051 S	10/2010	Fitzgerald et al.
D584,859 S	1/2009	Kishihara et al.	2008/0060115 A1 *	3/2008	Morris 2/159
D589,679 S	4/2009	Rolfe	2008/0229477 A1 *	9/2008	McGough 2/161.1
D595,457 S	6/2009	Kleinert	2009/0144881 A1 *	6/2009	Panosian et al. 2/161.6
D596,807 S	7/2009	Walding			

* cited by examiner

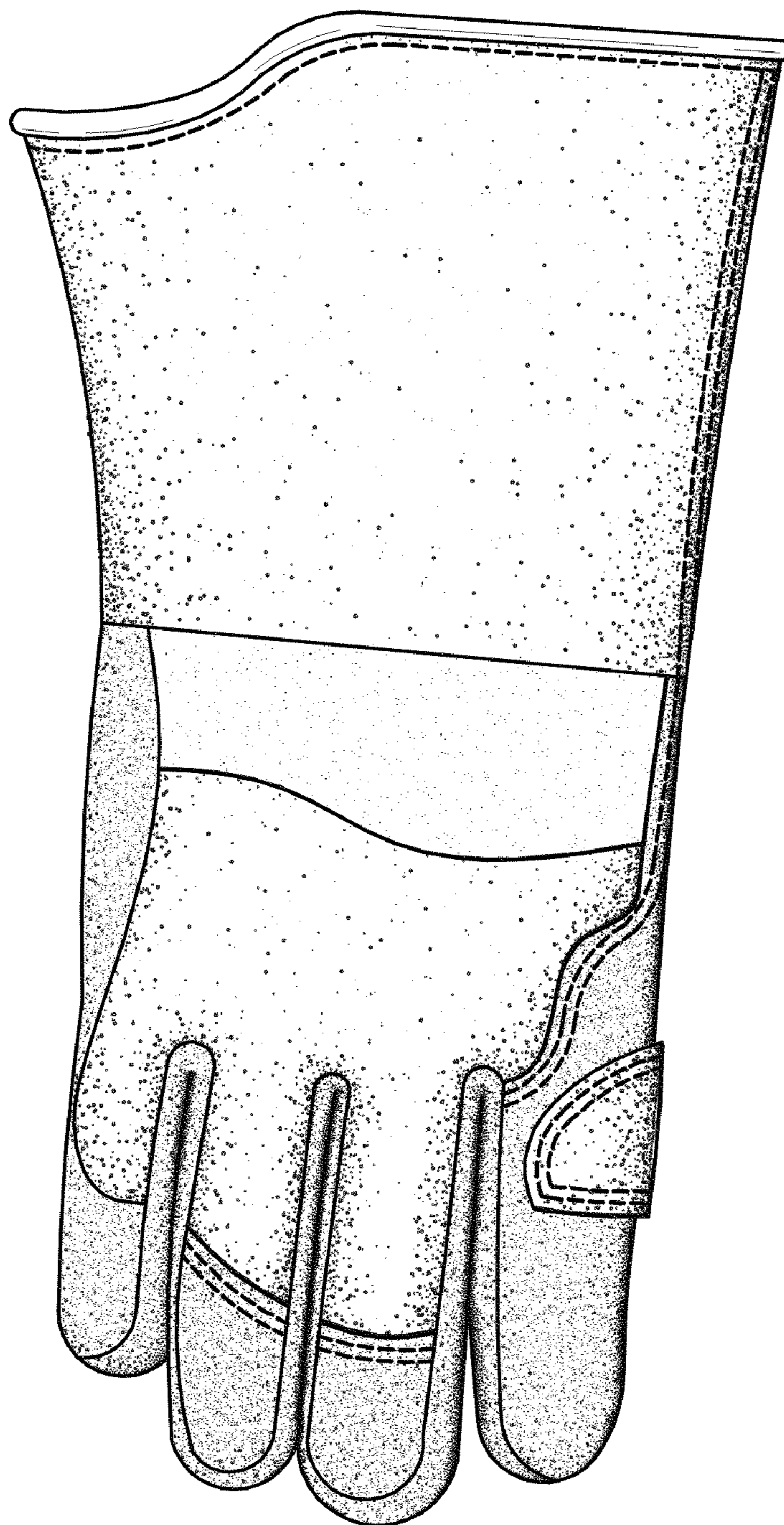


FIG. 1

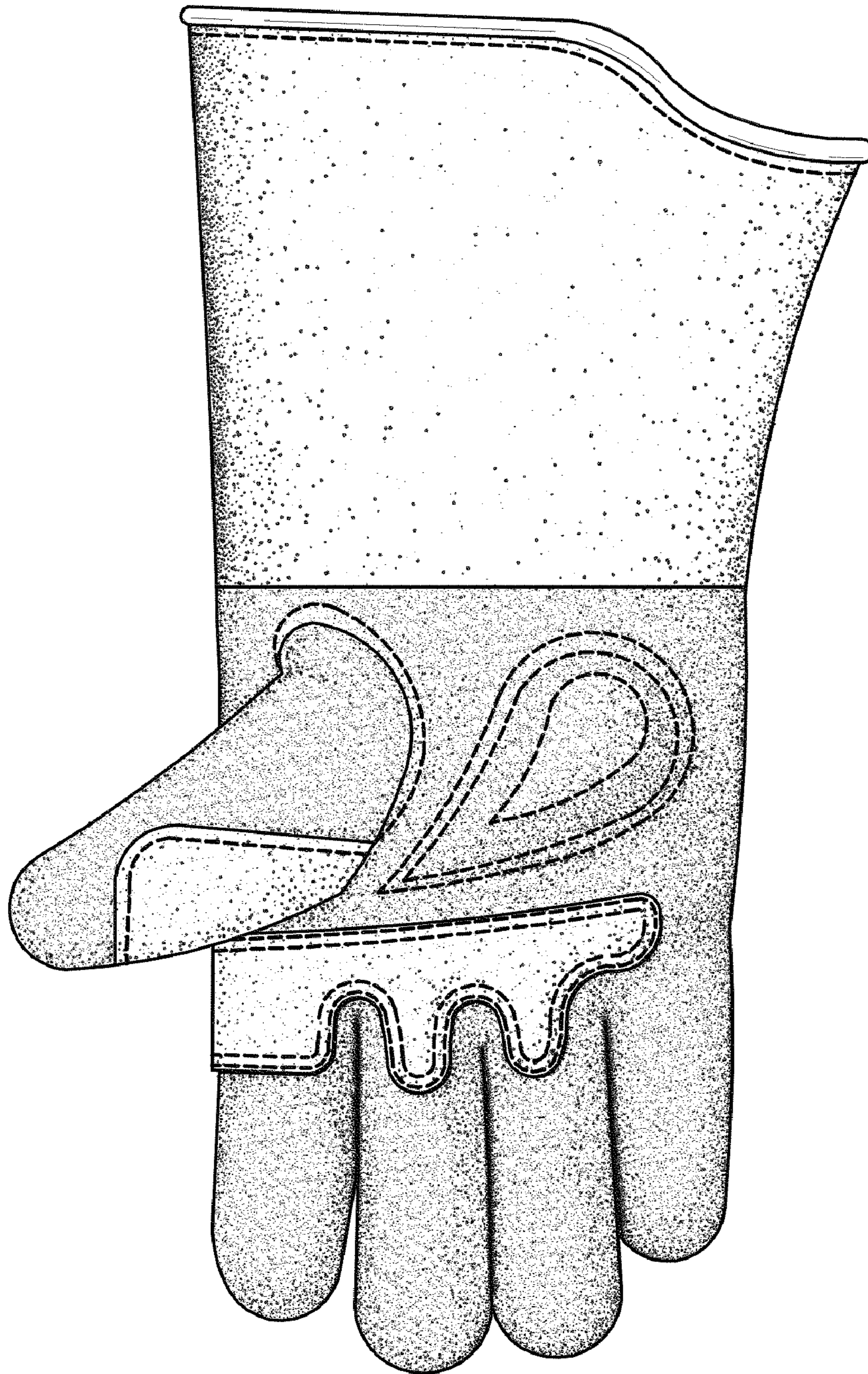


FIG. 2

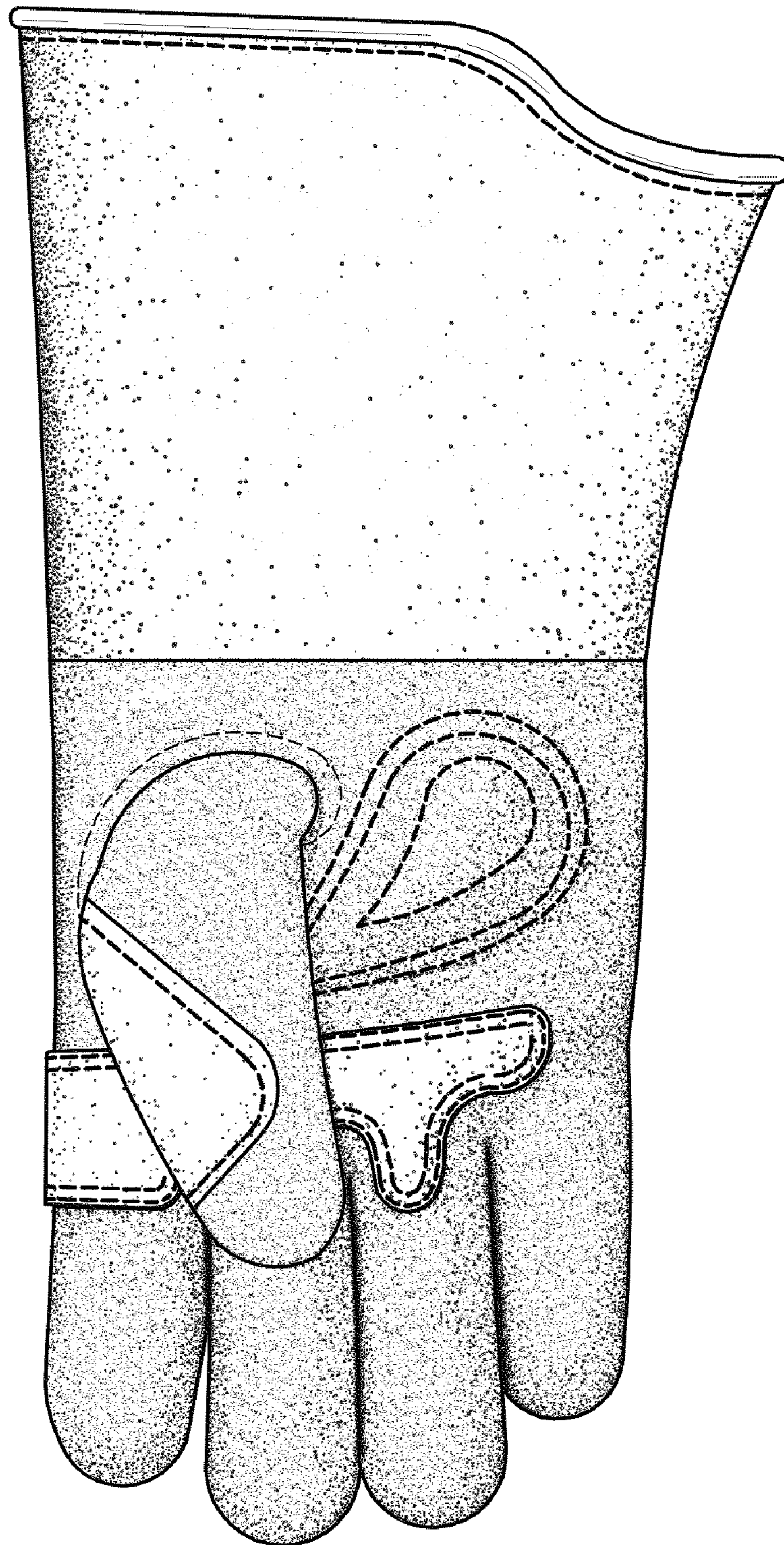


FIG. 3