



US00D651352S

(12) **United States Design Patent**
Snyder

(10) **Patent No.:** **US D651,352 S**

(45) **Date of Patent:** **** Dec. 27, 2011**

(54) **HEAT REFLECTIVE MATERIAL WITH PATTERN**

(75) Inventor: **Zach Snyder**, Portland, OR (US)

(73) Assignee: **Columbia Sportswear North America, Inc.**, Portland, OR (US)

(**) Term: **14 Years**

(21) Appl. No.: **29/346,788**

(22) Filed: **Nov. 5, 2009**

(51) **LOC (9) Cl.** **29-03**

(52) **U.S. Cl.** **D29/101.1**

(58) **Field of Classification Search** D5/47,
D5/54, 55, 56, 57; D6/582; D32/40; 442/327,
442/394; D29/100, 101.2, 101.3, 101.4,
D29/101.5; 428/196, 131; 451/523, 533,
451/537, 539; D8/90

See application file for complete search history.

(56) **References Cited**

U.S. PATENT DOCUMENTS

D119,351 S *	3/1940	Tabin	D5/56
D130,877 S *	12/1941	Tips	D5/47
D154,151 S *	6/1949	Ryan	D6/582
7,226,879 B2 *	6/2007	Tilton et al.	442/327
D551,407 S *	9/2007	Caruso et al.	D32/40
D631,262 S *	1/2011	Evans	D5/56
D638,224 S *	5/2011	Ko et al.	D5/56

* cited by examiner

Primary Examiner — Susan Bennett Hattan

Assistant Examiner — Barbara B Lohr

(74) *Attorney, Agent, or Firm* — Schwabe, Williamson & Wyatt, P.C.

(57) **CLAIM**

I claim the ornamental design for a patterned heat reflective material, as shown and described.

DESCRIPTION

FIG. 1 is an elevational view of a patterned heat reflective material;

FIG. 2 is an enlarged elevational view thereof, taken from any area in the design;

FIG. 3 is a cross-sectional view thereof, taken in the direction of line 3-3 in FIG. 1;

FIG. 4 is a top perspective view of the patterned heat reflective material as used in a sleeping bag;

FIG. 5 is a front perspective view of the patterned heat reflective material as used in footwear;

FIG. 6 is a front perspective view of the patterned heat reflective material as used in legwear;

FIG. 7 is a rear perspective view of the patterned heat reflective material as used in a sock;


FIG. 8 is a rear perspective view of the patterned heat reflective material as used in handwear;

FIG. 9 is a front perspective view of the patterned heat reflective material as used in outerwear; and,

FIG. 10 is a rear perspective view of the patterned heat reflective material as used in footwear.

The broken lines in the drawings depict environmental subject matter only and form no part of the claimed design.

1 Claim, 3 Drawing Sheets






FIG. 1




FIG. 2




FIG. 3

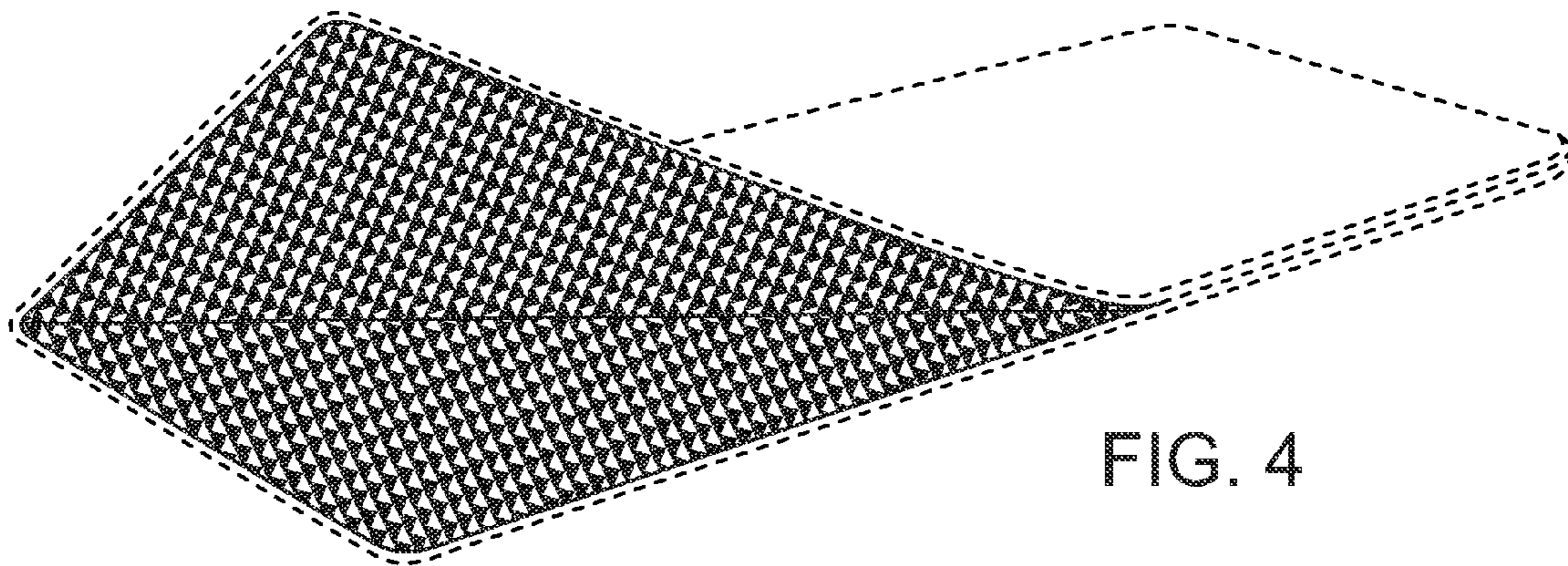


FIG. 4

FIG. 5

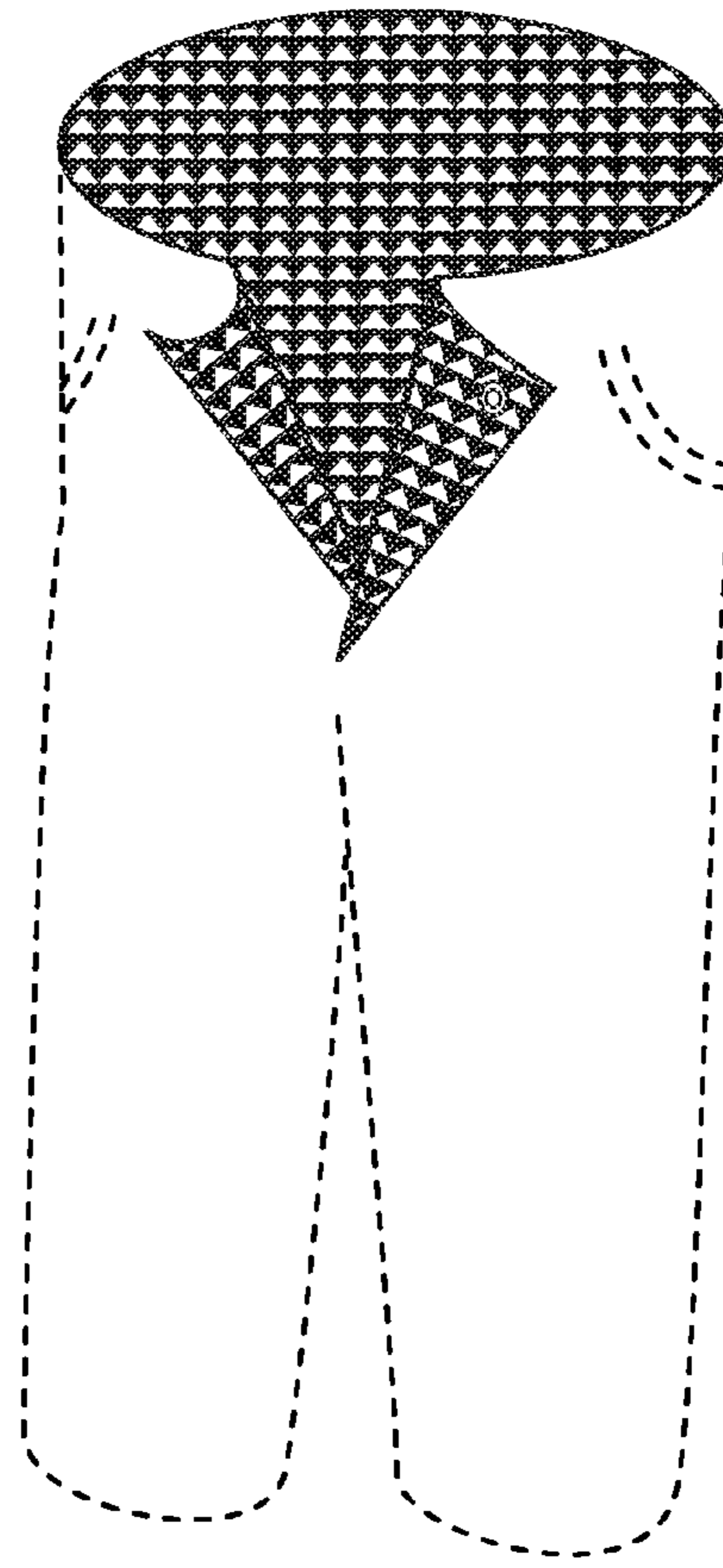


FIG. 6

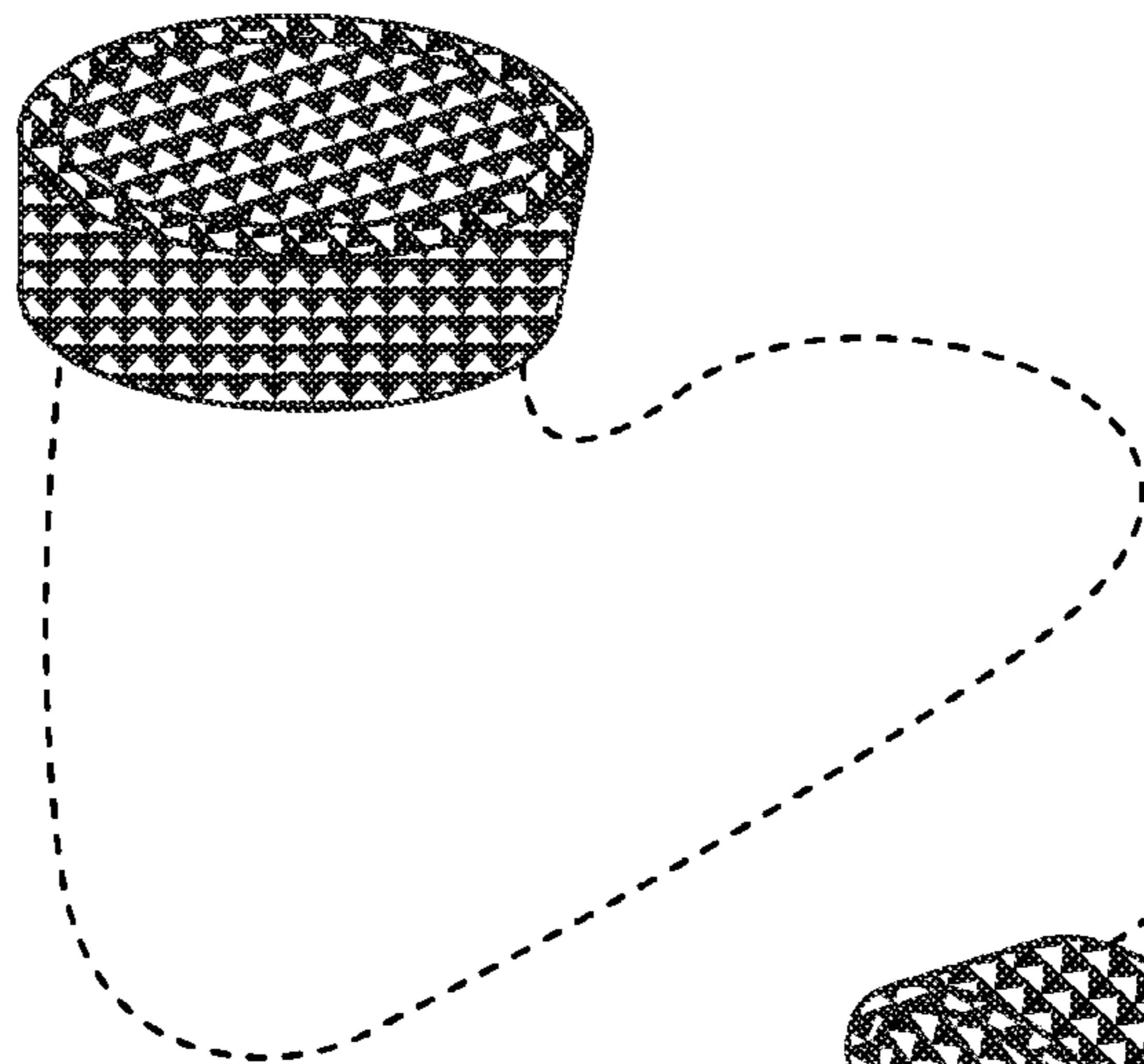


FIG. 7

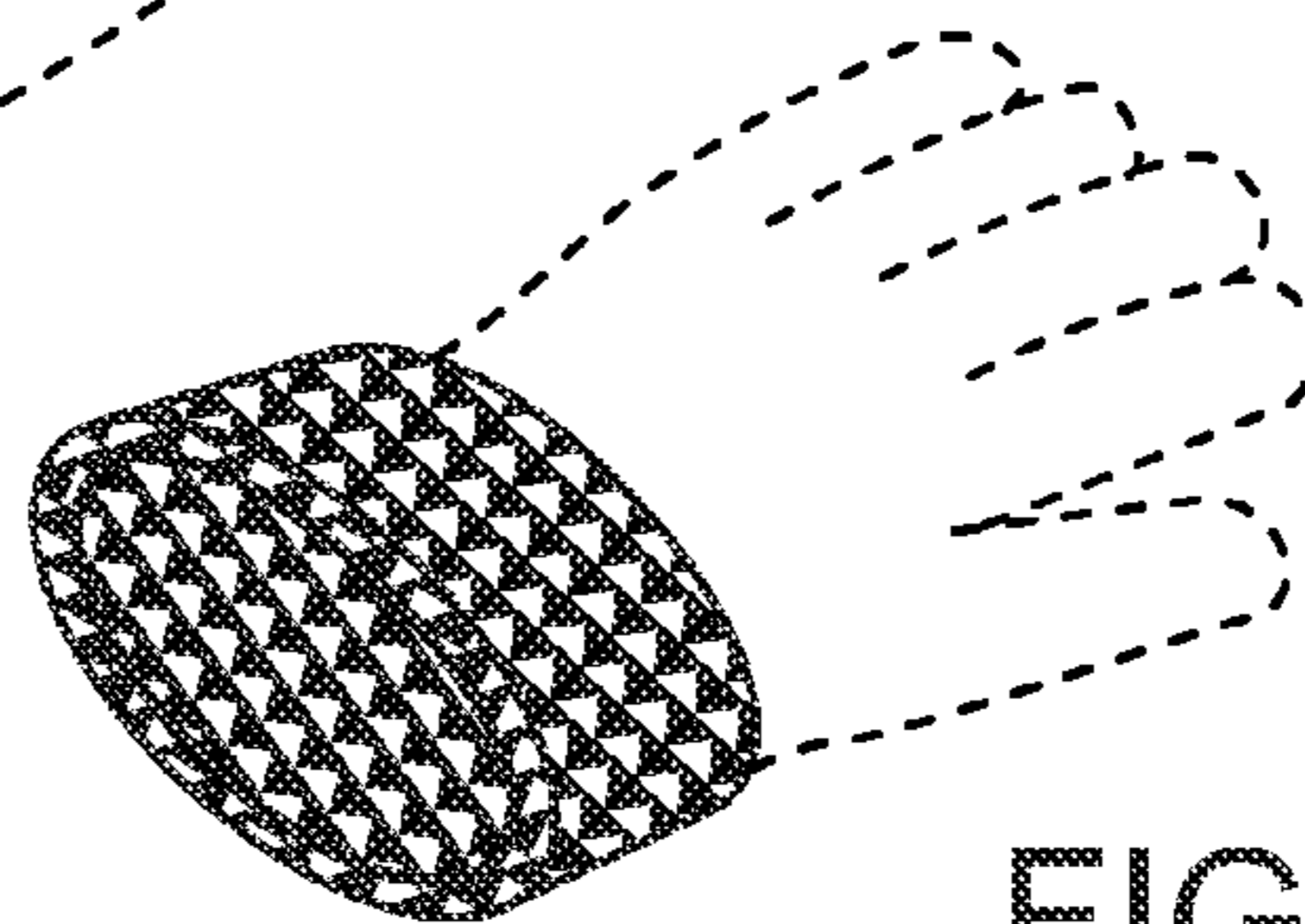


FIG. 8

FIG. 9

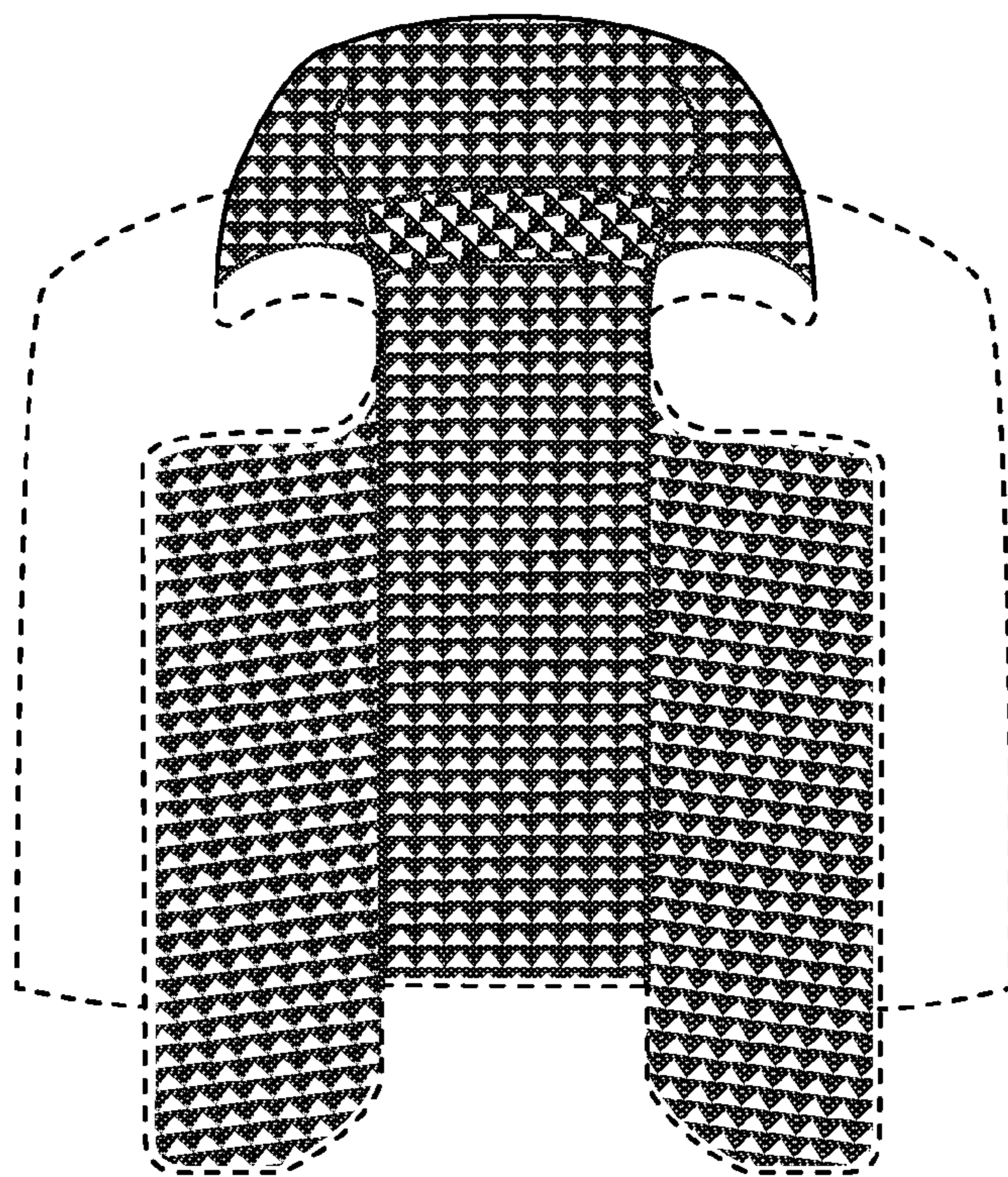


FIG. 10

