

US00D651333S

(12) **United States Design Patent**
Schrimmer

(10) **Patent No.:** **US D651,333 S**

(45) **Date of Patent:** **** Dec. 27, 2011**

(54) **LIGHT STICK**

(75) Inventor: **Jeffrey D. Schrimmer**, Highland Park, IL (US)

(73) Assignee: **Chemical Light, Inc.**, Vernon Hills, IL (US)

(**) Term: **14 Years**

(21) Appl. No.: **29/350,733**

(22) Filed: **Nov. 23, 2009**

(51) **LOC (9) Cl.** **26-02**

(52) **U.S. Cl.** **D26/37**

(58) **Field of Classification Search** D26/37,
D26/38, 51, 40, 49; 362/157, 158, 187, 189,
362/118, 120, 171-174, 200-208; D10/116,
D10/119; D17/10; 84/384

See application file for complete search history.

(56) **References Cited**

U.S. PATENT DOCUMENTS

2,323,960	A	*	7/1943	Zeno	362/205
D313,951	S		1/1991	Mizisko		
D363,037	S		10/1995	Nevarez et al.		
D385,819	S		11/1997	Chen		
D403,450	S	*	12/1998	Ting	D26/37
D403,451	S	*	12/1998	Ting	D26/37
D419,704	S	*	1/2000	Ting	D26/37
D439,690	S	*	3/2001	Parker	D26/49
D455,510	S	*	4/2002	Galli	D26/37
D473,961	S	*	4/2003	Galli	D26/49

D486,930	S	*	2/2004	Stoddard et al.	D26/37
D503,005	S		3/2005	Fujita		
D548,382	S		8/2007	Akerberg		
D560,007	S	*	1/2008	McMillan et al.	D26/37
D596,771	S	*	7/2009	Lee	D26/46
D598,150	S		8/2009	Bertken		
D622,428	S	*	8/2010	Crawford et al.	D26/37
D625,861	S	*	10/2010	Bertken	D26/37
D626,671	S	*	11/2010	Bertken	D26/37

* cited by examiner

Primary Examiner — Stella Reid

Assistant Examiner — Carissa C Fitts

(74) *Attorney, Agent, or Firm* — Levenfeld Pearlstein, LLC

(57) **CLAIM**

The ornamental design for a light stick, as shown and described.

DESCRIPTION

FIG. 1 is a front, top perspective view of a light stick showing my new design;

FIG. 2 is a top view thereof;

FIG. 3 is a side view thereof, as seen from the left-hand side of FIG. 1;

FIG. 4 is a front view thereof;

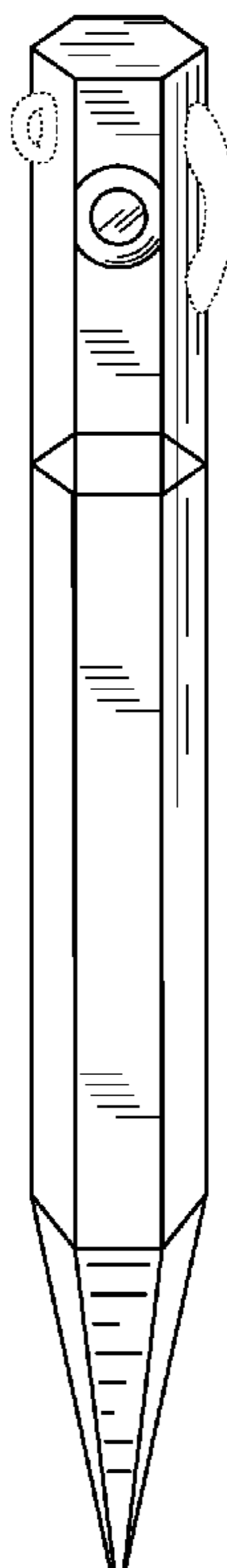
FIG. 5 is a side view thereof, as seen from the right-hand side of FIG. 1;

FIG. 6 is a rear view thereof; and,

FIG. 7 is a bottom view thereof.

The broken line showing is for environmental purposes only and forms no part of the claimed design.

1 Claim, 1 Drawing Sheet



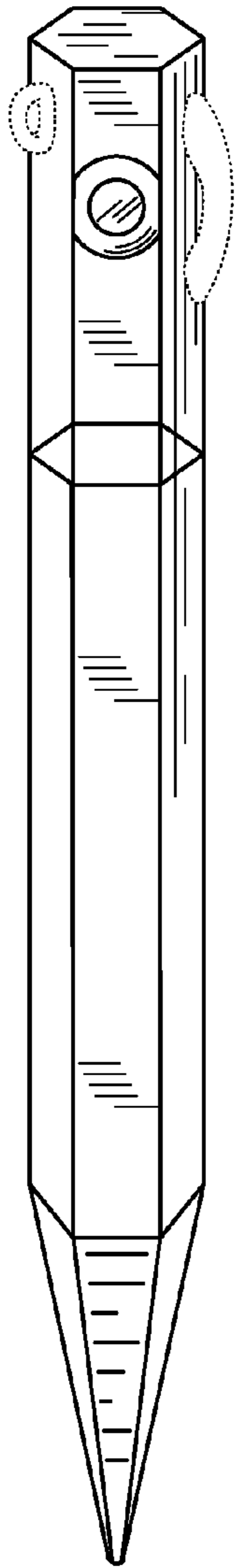


FIG. 1

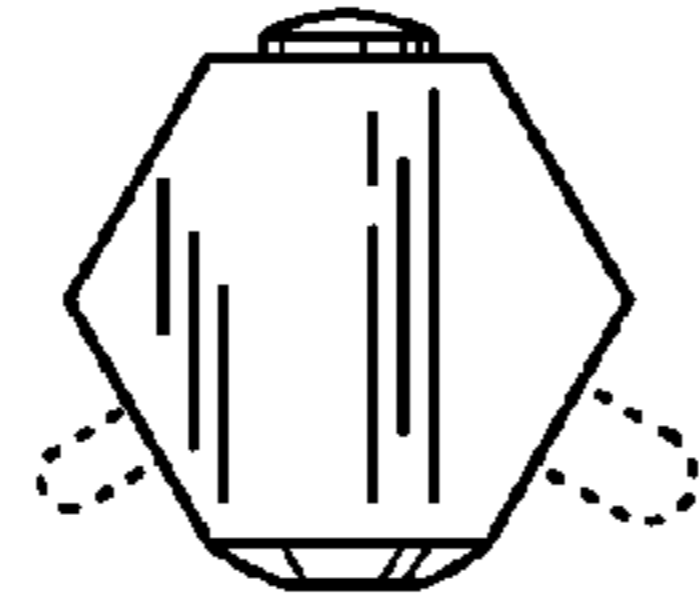


FIG. 6

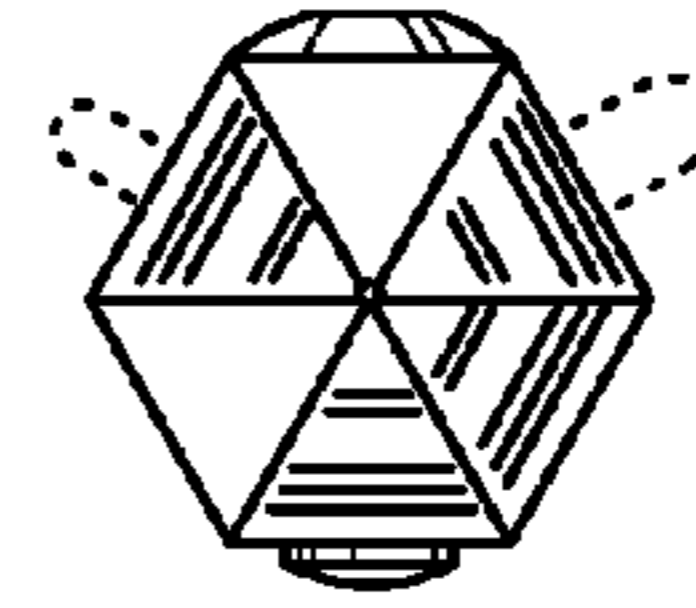


FIG. 7




FIG. 2

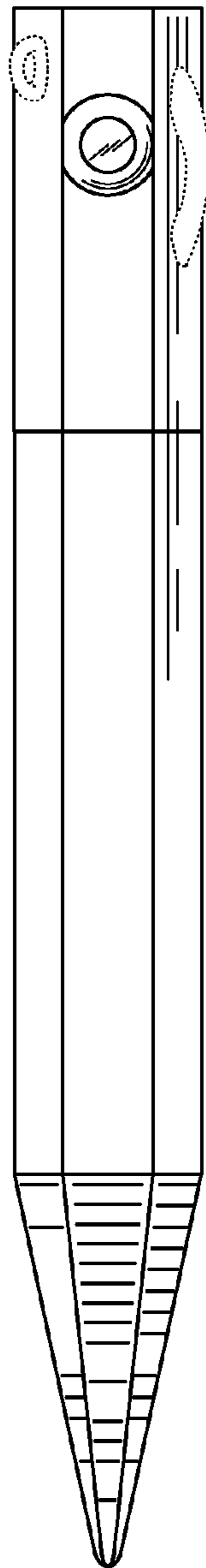


FIG. 3




FIG. 4

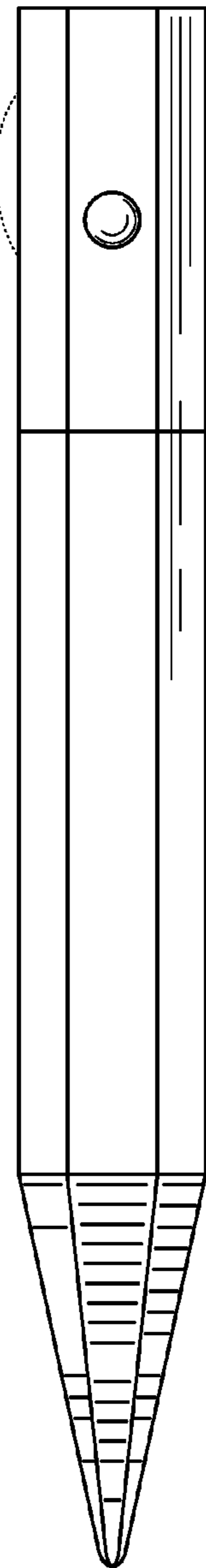


FIG. 5