



US00D651320S

(12) **United States Design Patent**
Forcier

(10) **Patent No.:** **US D651,320 S**

(45) **Date of Patent:** **** Dec. 27, 2011**

(54) **PACIFIER SHIELD COVER**

(76) Inventor: **Gary T. Forcier**, Hutchinson, MN (US)

(**) Term: **14 Years**

(21) Appl. No.: **29/393,329**

(22) Filed: **Jun. 2, 2011**

(51) **LOC (9) Cl.** **24-04**

(52) **U.S. Cl.** **D24/194**

(58) **Field of Classification Search** D24/193–196,
D24/199; 606/234–236; 215/11.1–11.6
See application file for complete search history.

(56) **References Cited**

U.S. PATENT DOCUMENTS

4,381,785	A *	5/1983	Robbins	606/236
D273,991	S *	5/1984	Moore	D24/194
4,545,378	A *	10/1985	Chronos	606/236
5,318,590	A	6/1994	Brennan et al.		
5,522,849	A	6/1996	Xiques et al.		
5,578,058	A	11/1996	Chen		
D398,398	S *	9/1998	Taggerty	D24/196
D409,309	S	5/1999	Tollman		

D414,267	S *	9/1999	Calandro, Jr.	D24/194
D458,380	S *	6/2002	Dutil	D24/197
D492,417	S *	6/2004	Davis	D24/194

* cited by examiner

Primary Examiner — Susan E Krakower

(74) *Attorney, Agent, or Firm* — Crossley Patent Law; Mark A. Crossley

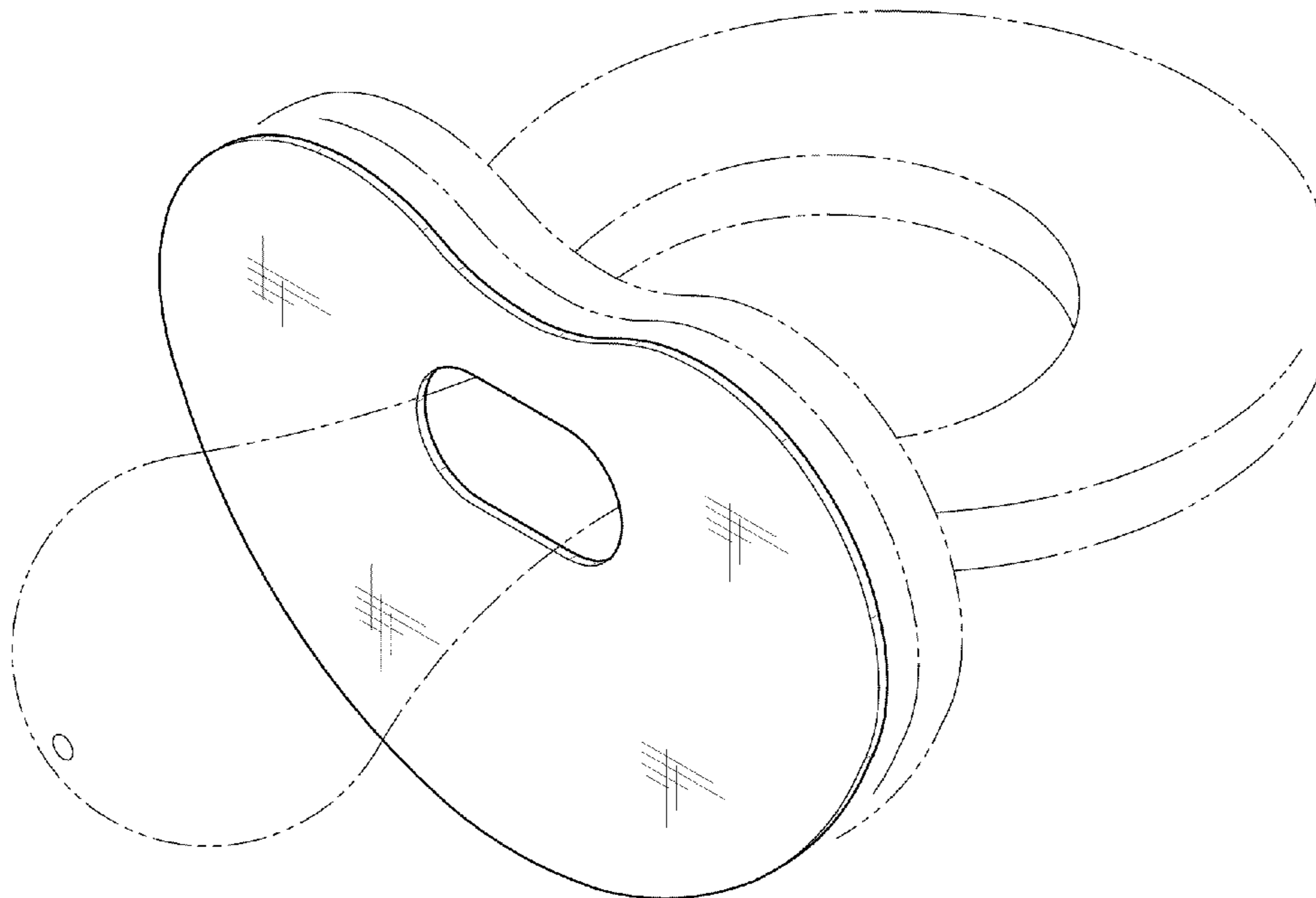
(57) **CLAIM**

The ornamental design for a pacifier shield cover, as shown and described.

DESCRIPTION

FIG. 1 is a front elevation view of a pacifier shield cover showing my new design;
FIG. 2 is a rear elevation view thereof;
FIG. 3 is a right elevation view thereof, the opposite side being a mirror image of the shown;
FIG. 4 is a top plan view thereof;
FIG. 5 is a bottom plan view thereof; and,
FIG. 6 is an isometric view thereof.
The broken lines in FIG. 6 depict a pacifier as environmental subject matter only and form no part of the claimed design.

1 Claim, 3 Drawing Sheets



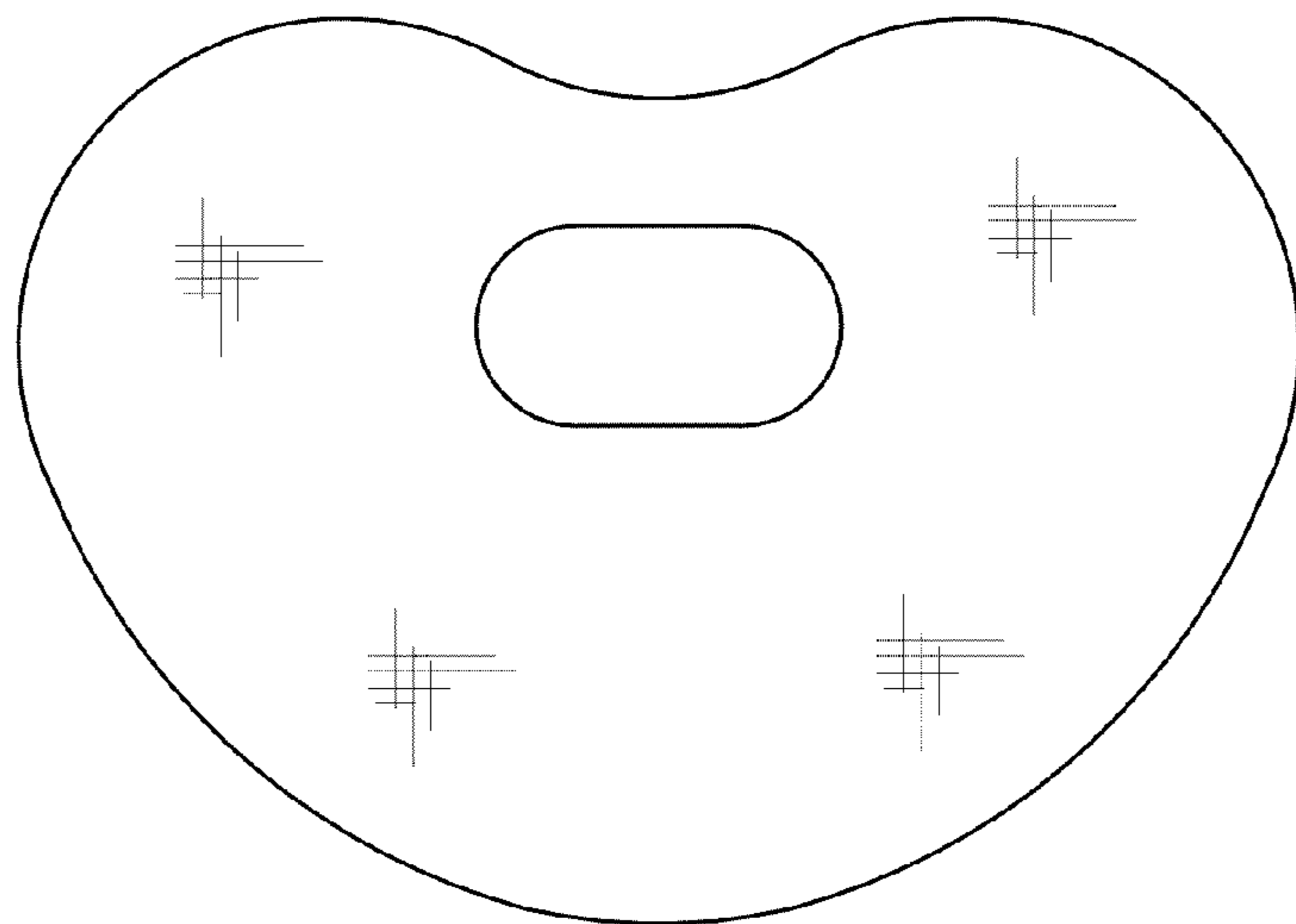


FIG. 1

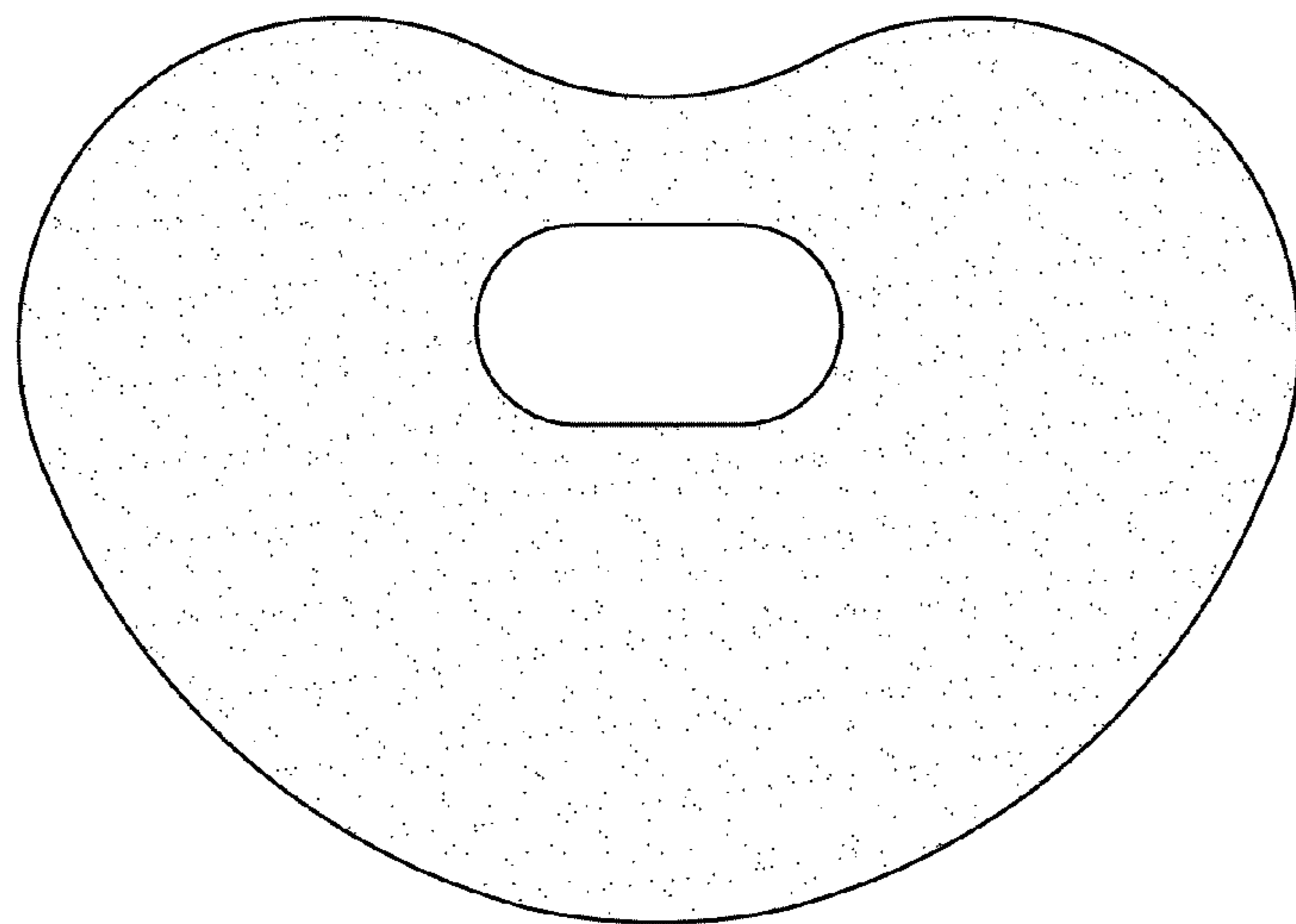


FIG. 2



FIG. 3




FIG. 4




FIG. 5

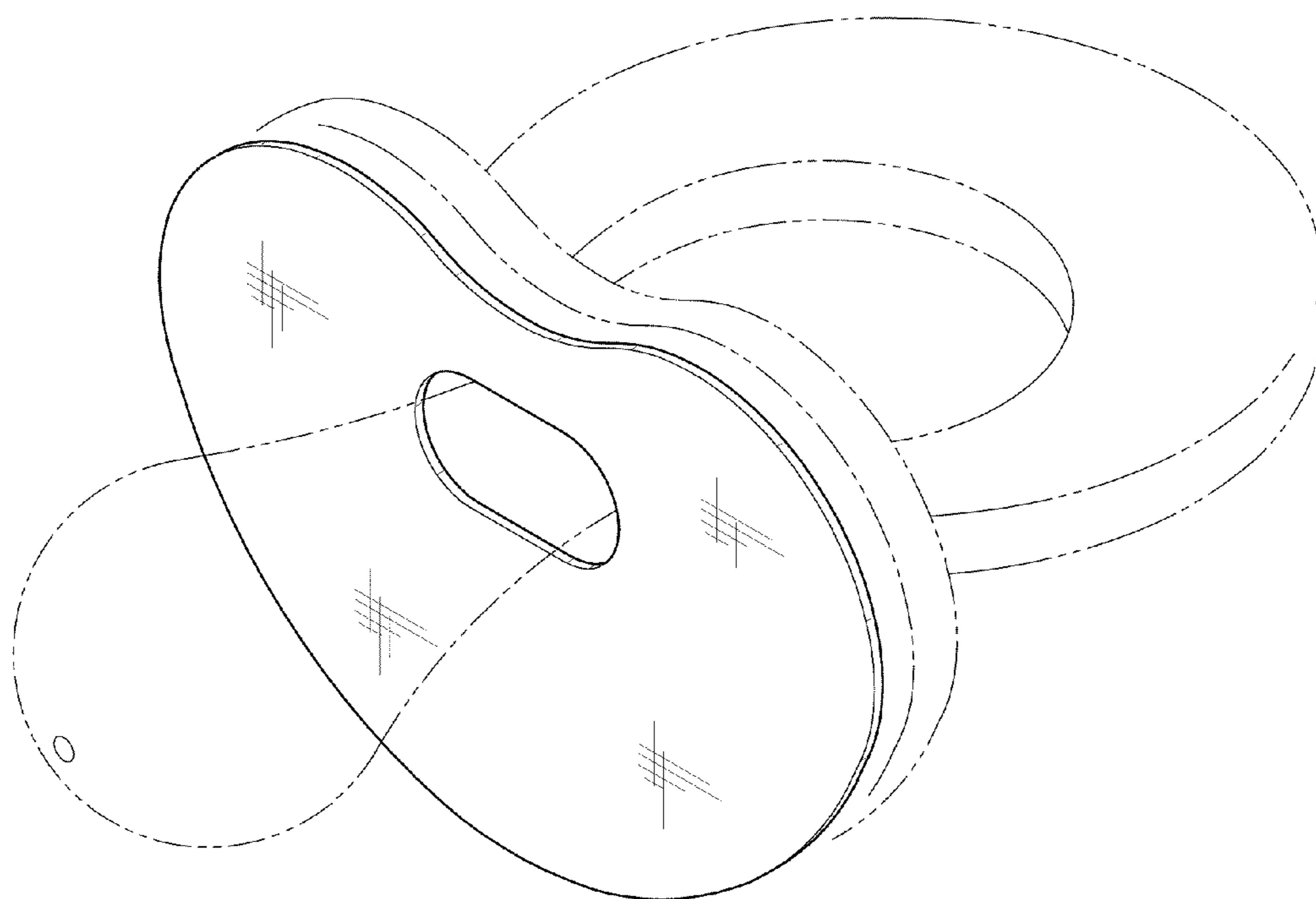


FIG. 6