



US00D651306S

(12) **United States Design Patent**
Misiti et al.

(10) **Patent No.:** **US D651,306 S**

(45) **Date of Patent:** **** Dec. 27, 2011**

(54) **SANITARY NAPKIN**

(76) Inventors: **Joanna Misiti**, Hermosa Beach, CA (US); **Neil Alexander Sadler**, Weehawken, NJ (US); **Aimee Sealfon**, Brooklyn, NY (US); **Dana Snider**, Brooklyn, NY (US)

(**) Term: **14 Years**

(21) Appl. No.: **29/388,875**

(22) Filed: **Apr. 4, 2011**

(51) **LOC (9) Cl.** **24-04**

(52) **U.S. Cl.** **D24/125**

(58) **Field of Classification Search** D24/124–125;
604/358, 364–367, 375, 378, 379, 385.01,
604/386, 387

See application file for complete search history.

(56) **References Cited**

U.S. PATENT DOCUMENTS

- D461,242 S * 8/2002 Brisebois et al. D24/125
- D478,168 S * 8/2003 De Carvalho et al. D24/125
- D481,796 S * 11/2003 De Carvalho et al. D24/125
- D482,445 S * 11/2003 De Carvalho et al. D24/125
- D482,784 S * 11/2003 Babusik D24/125
- D483,863 S * 12/2003 De Carvalho et al. D24/125
- D483,865 S * 12/2003 De Carvalho et al. D24/125

- D484,590 S * 12/2003 De Carvalho et al. D24/125
- D484,974 S * 1/2004 De Carvalho et al. D24/125
- D508,993 S * 8/2005 Drzewiecki et al. D24/125
- D542,411 S * 5/2007 Gubernick et al. D24/125
- D631,958 S * 2/2011 Marcelo et al. D24/125
- D631,959 S * 2/2011 Marcelo et al. D24/125

* cited by examiner

Primary Examiner — Holly Baynham

Assistant Examiner — Michelle E Wilson

(57) **CLAIM**

The ornamental design for a sanitary napkin, as shown and described.

DESCRIPTION

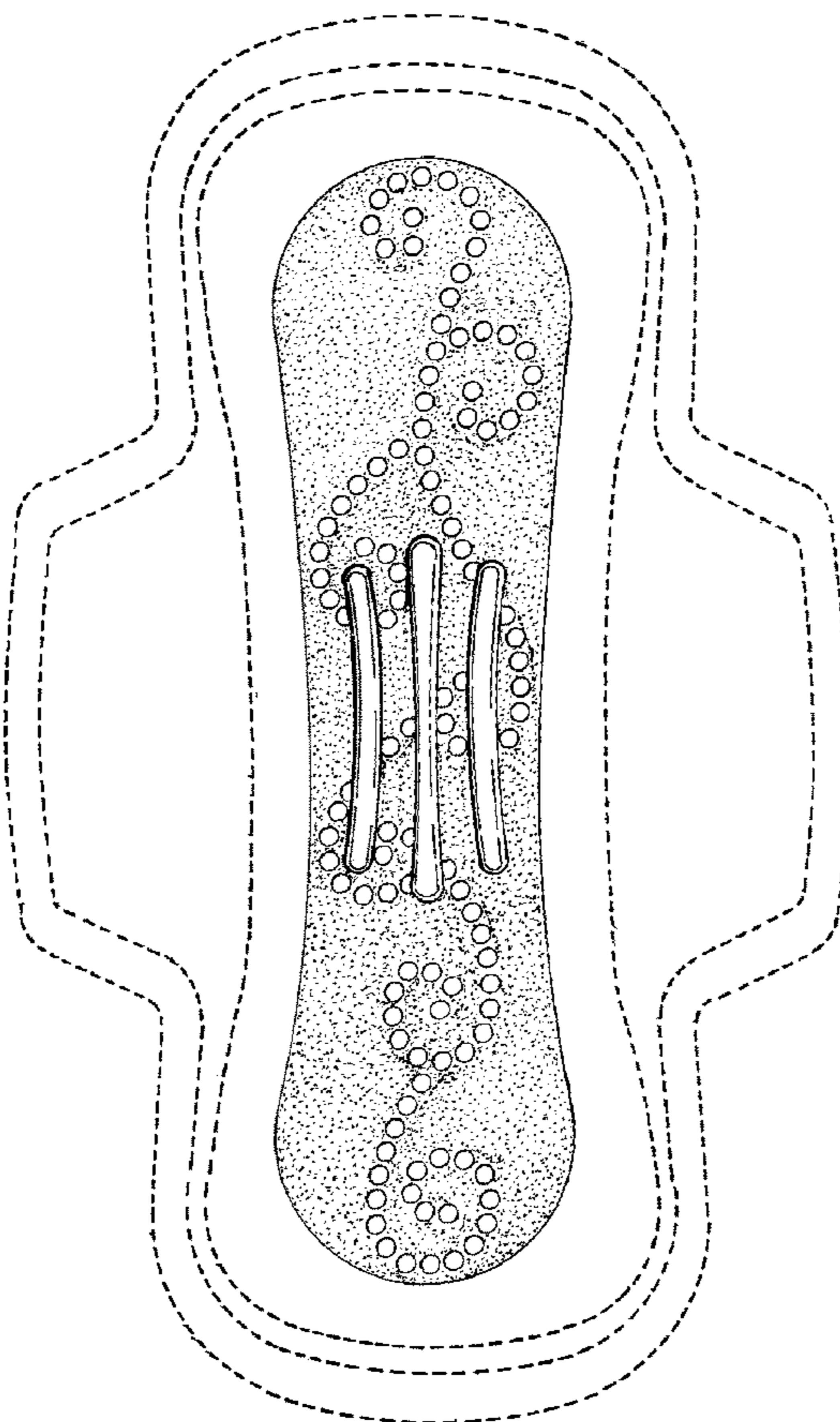
FIG. 1 is top plan view of the sanitary napkin according to the present invention; and,

FIG. 2 is a bottom plan view of the sanitary napkin shown in FIG. 1.

Side views of the sanitary napkin have not been provided since the article is flat and therefore such side views do not contribute to the ornamental appearance of the claimed article.

The broken line showing of the outer perimeter of the sanitary napkin is included for the purpose of illustrating environmental structure and forms no part of the claimed design.

1 Claim, 2 Drawing Sheets



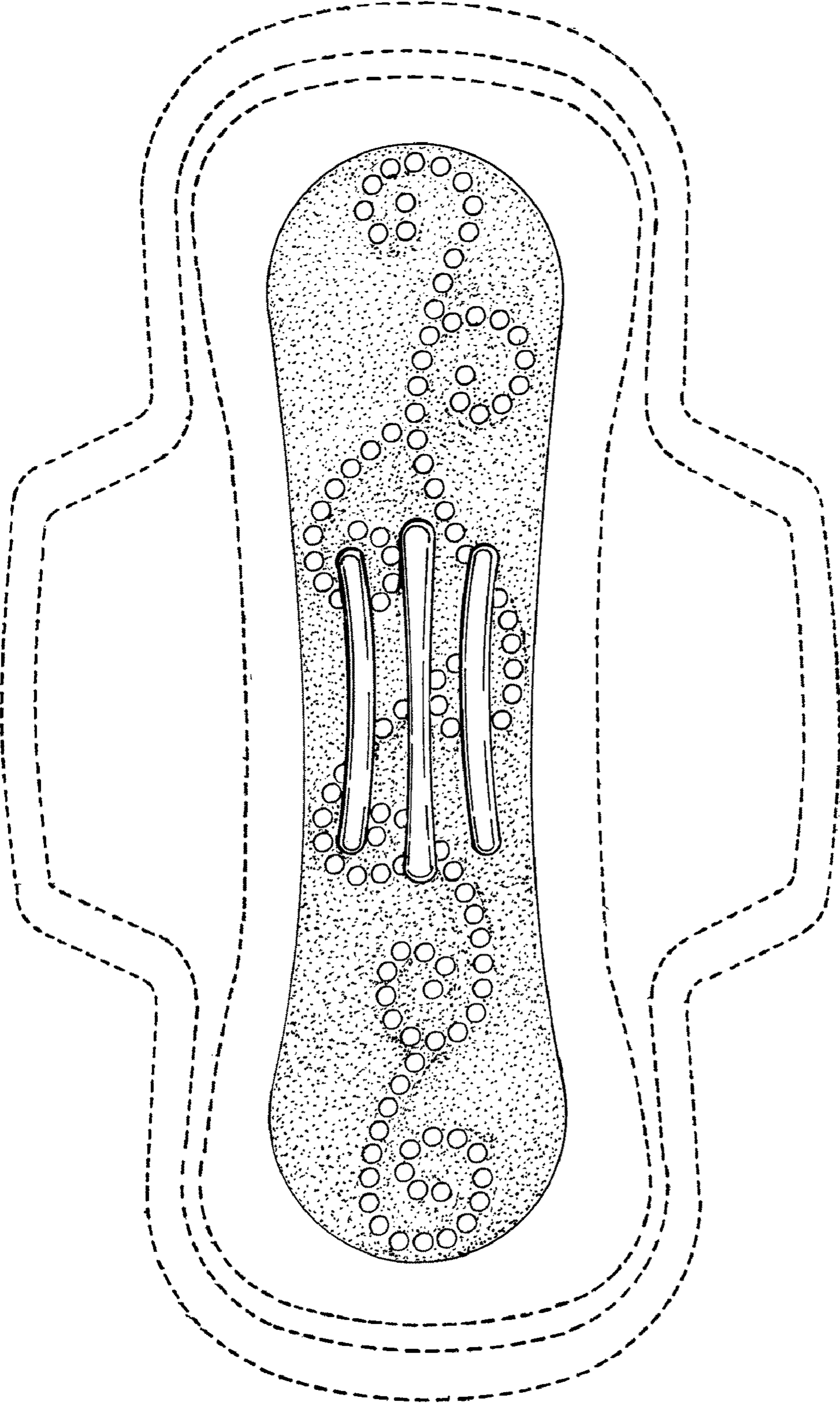


Fig. 1

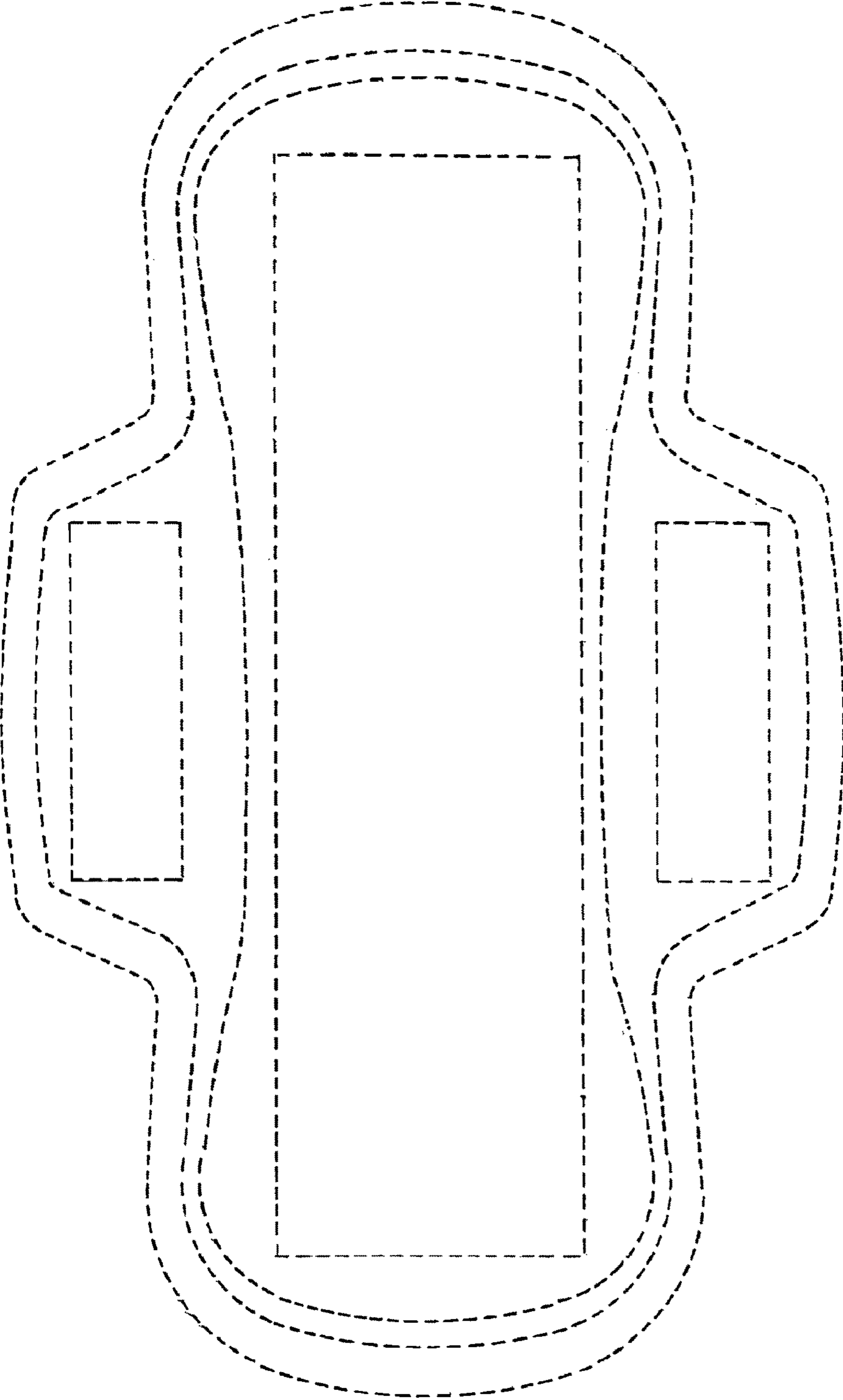


Fig. 2