



US00D651290S

(12) **United States Design Patent**
Shah et al.

(10) **Patent No.:** **US D651,290 S**

(45) **Date of Patent:** **** *Dec. 27, 2011**

(54) **PIPE COUPLING SEGMENT**

(75) Inventors: **Amit R. Shah**, Quakertown, PA (US);
Michael V. Porter, Easton, PA (US);
Scott D. Madara, Nazareth, PA (US)

(73) Assignee: **Victaulic Company**, Easton, PA (US)

(*) Notice: This patent is subject to a terminal disclaimer.

(**) Term: **14 Years**

(21) Appl. No.: **29/345,587**

(22) Filed: **Oct. 19, 2009**

(51) **LOC (9) Cl.** **23-01**

(52) **U.S. Cl.** **D23/262**

(58) **Field of Classification Search** D23/259–262;
239/428.5; 261/DIG. 22; D8/396; 285/1,
285/112, 179, 340, 367, 373, 404, 53, 915;
403/291, 300; 411/5, 10; 137/801

See application file for complete search history.

(56) **References Cited**

U.S. PATENT DOCUMENTS

1,851,574	A	3/1932	Fiederlein	
D142,057	S	8/1945	Baxter	
D142,834	S	11/1945	Campbell	
D168,828	S	3/1953	English	
2,752,173	A	6/1956	Krooss	
3,695,638	A	10/1972	Blakeley	
4,218,080	A	8/1980	Kendrick	
4,248,460	A *	2/1981	Murray et al.	285/363
4,408,788	A	10/1983	Beukema	
D287,532	S	12/1986	Jones et al.	
4,896,902	A	1/1990	Weston	
4,966,395	A	10/1990	Hendrickson	
5,058,931	A	10/1991	Bowsher	
D334,050	S	3/1993	Foxlee	
D339,975	S	10/1993	Bird et al.	
5,911,446	A	6/1999	McLennan et al.	
6,076,861	A	6/2000	Ikeda	

6,626,466	B1	9/2003	Dole	
7,086,131	B2	8/2006	Gibb et al.	
7,090,259	B2	8/2006	Dole	
D558,307	S	12/2007	Gibb et al.	
D560,764	S	1/2008	Gibb et al.	
D568,451	S	5/2008	Gibb et al.	
D570,458	S	6/2008	Gibb et al.	
D583,916	S	12/2008	Madara et al.	
D587,347	S	2/2009	Madara et al.	
D587,348	S	2/2009	Madara et al.	
D587,349	S	2/2009	Madara et al.	
D590,923	S *	4/2009	Nagle et al.	D23/262
D595,814	S *	7/2009	Pierce et al.	D23/262
D616,967	S *	6/2010	Madara et al.	D23/262
D629,073	S *	12/2010	Madara et al.	D23/262
2005/0242585	A1	11/2005	Dole et al.	

OTHER PUBLICATIONS

Asian Sources Hardware (Apr. 2006), p. 187.

* cited by examiner

Primary Examiner — T. Chase Nelson

Assistant Examiner — Eric Goodman

(74) *Attorney, Agent, or Firm* — Ballard Spahr LLP

(57) **CLAIM**

We claim the ornamental design for a pipe coupling segment, as shown and described.

DESCRIPTION

FIG. 1 is an isometric view of our design for a pipe coupling segment;

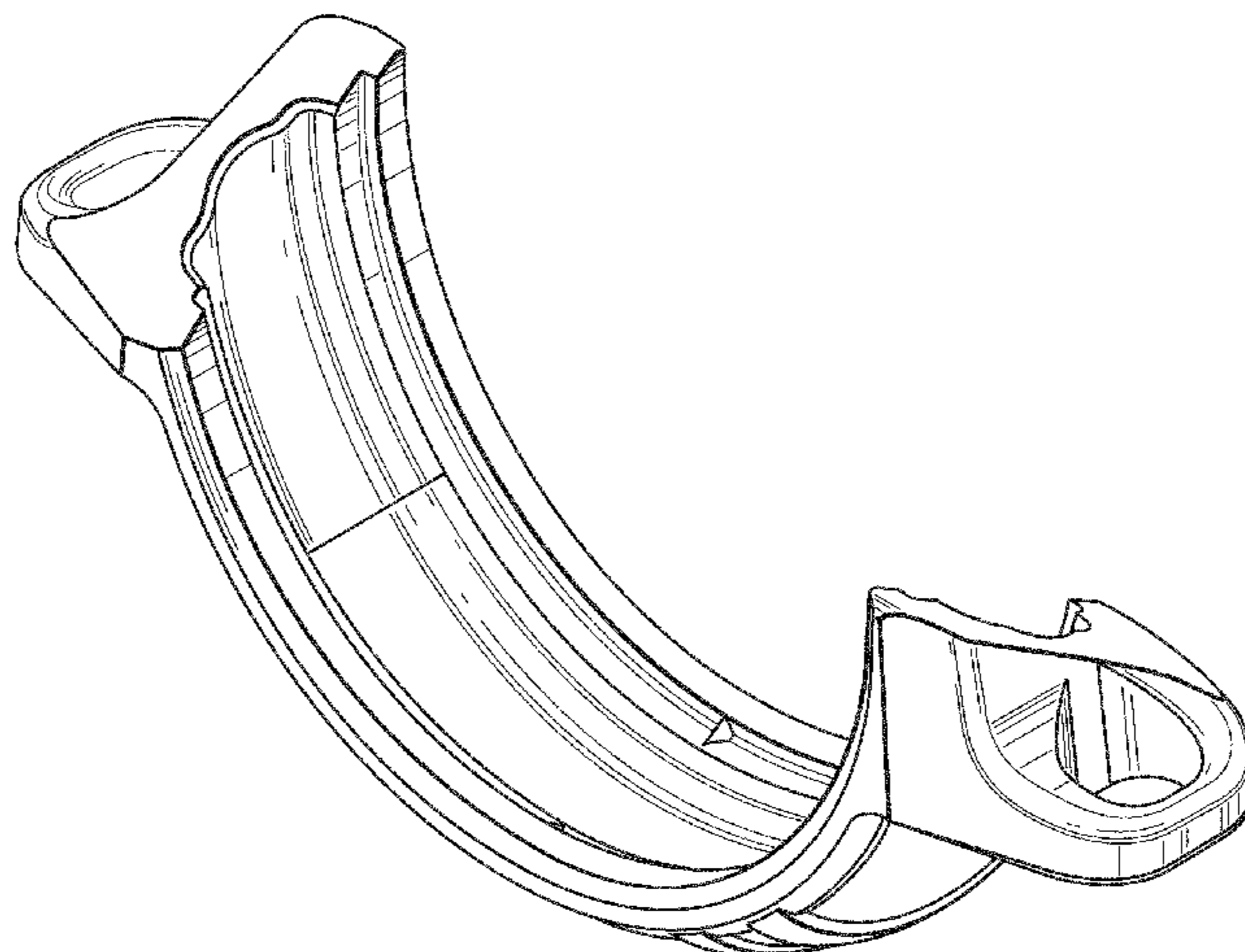
FIG. 2 is a front view of the design for a pipe coupling segment shown in FIG. 1, the rear view being identical;

FIG. 3 is a top view of the design for a pipe coupling segment shown in FIG. 1;

FIG. 4 is a bottom view of the design for a pipe coupling segment shown in FIG. 1; and,

FIG. 5 is a left side view of the design for a pipe coupling segment shown in FIG. 1, the right side view being identical.

1 Claim, 2 Drawing Sheets



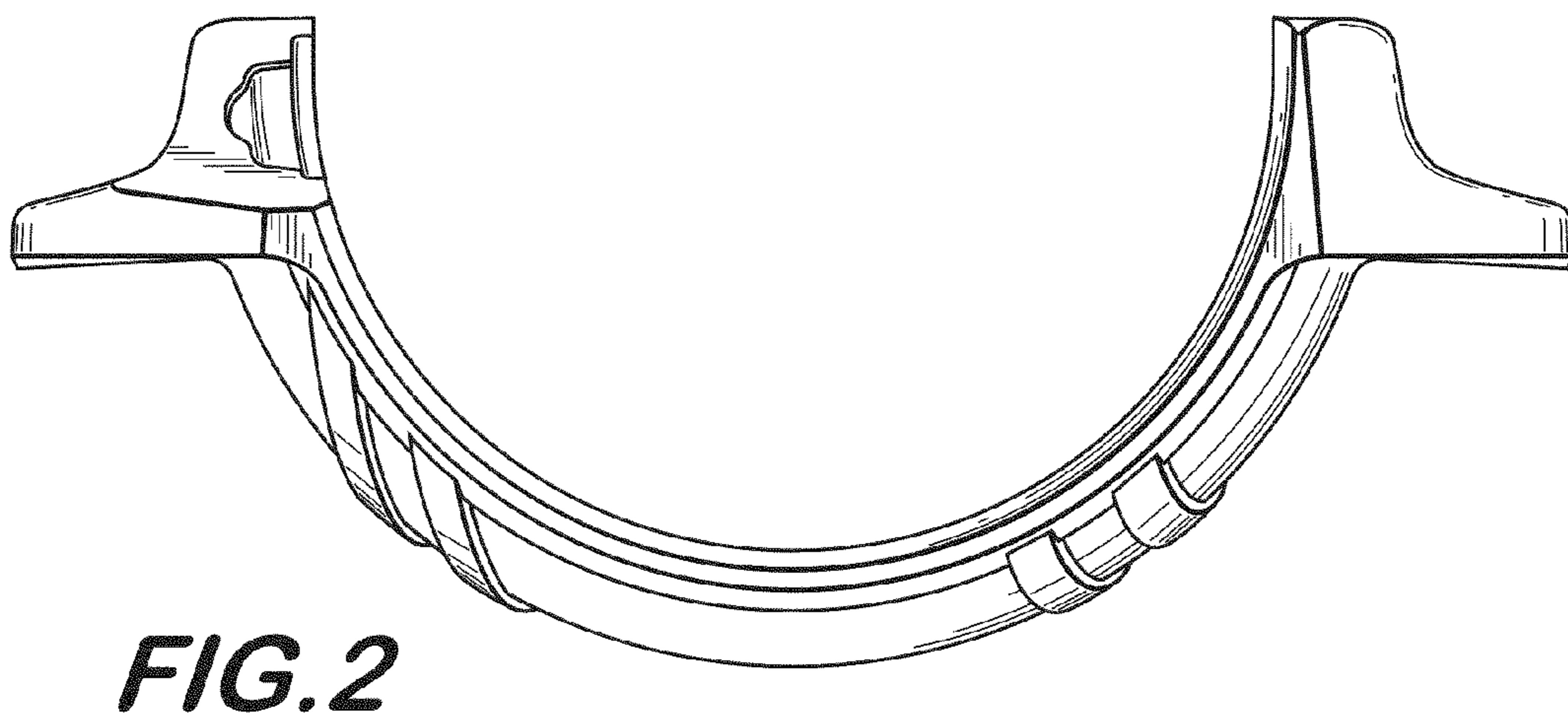
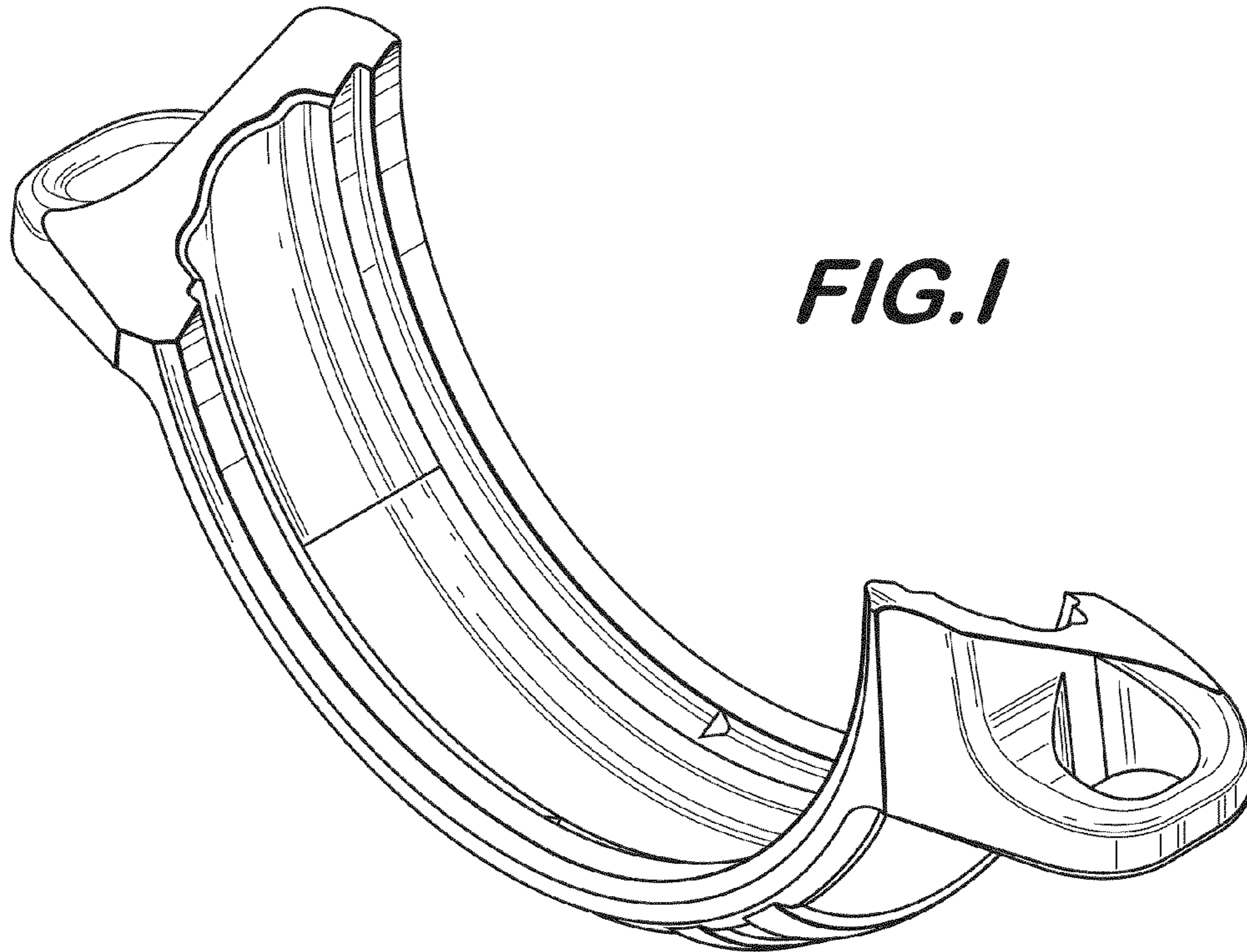


FIG.3

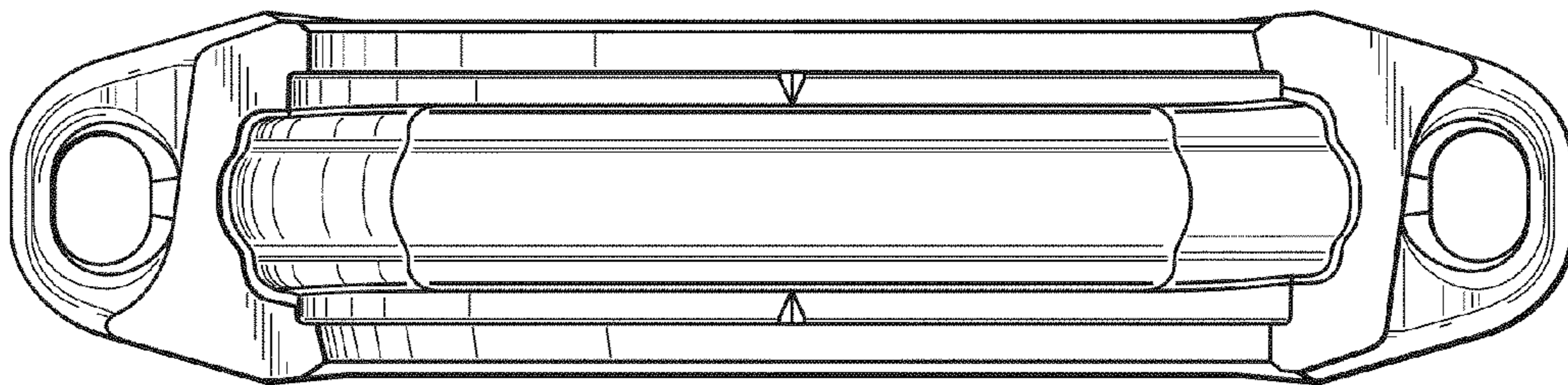



FIG.4

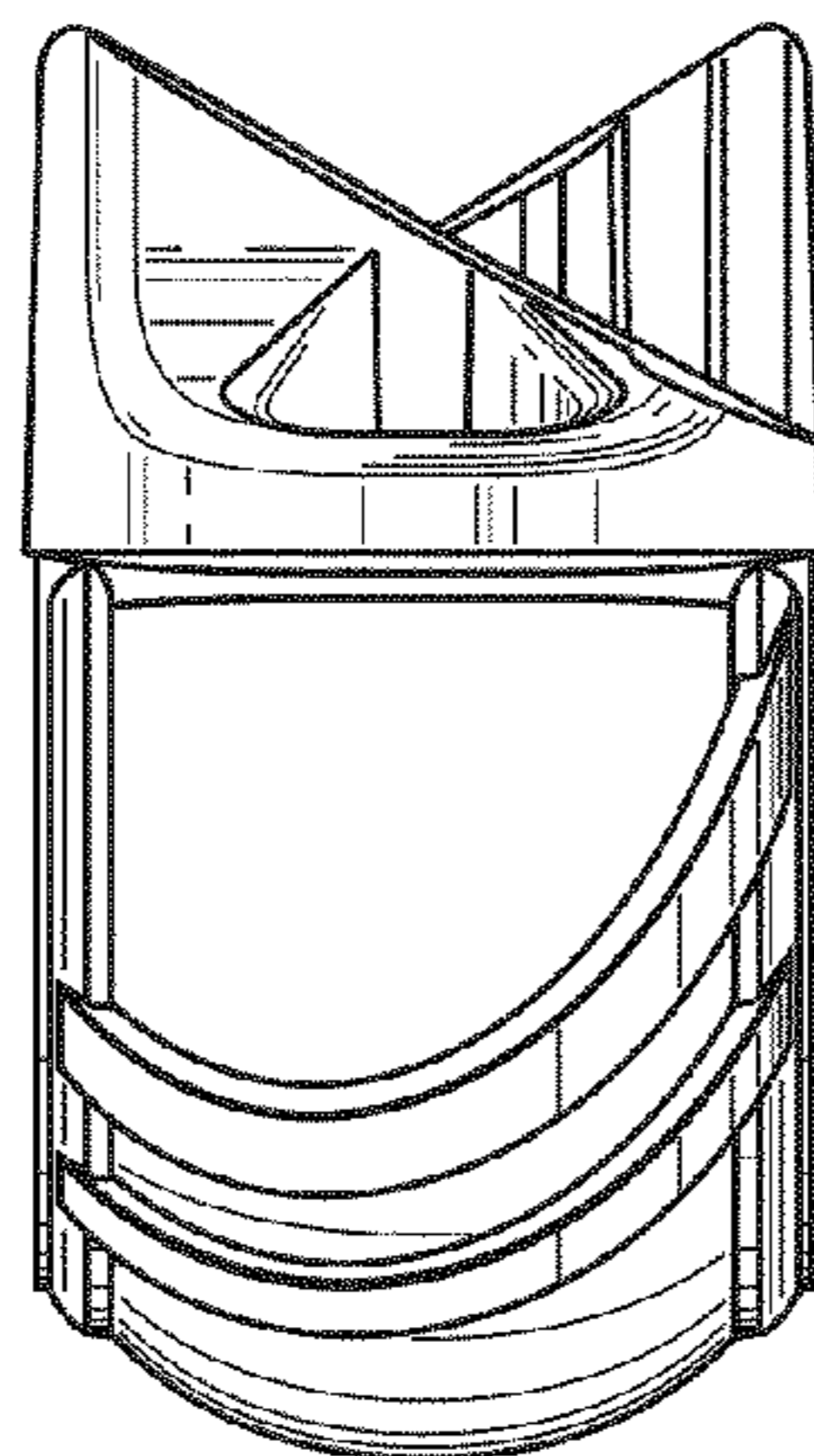


FIG.5