



US00D651287S

(12) **United States Design Patent**
Kwok

(10) **Patent No.:** **US D651,287 S**

(45) **Date of Patent:** **** Dec. 27, 2011**

(54) **FAUCET HANDLE**

(75) Inventor: **Celine Kwok**, Carmel, IN (US)

(73) Assignee: **Masco Corporation of Indiana**,
Indianapolis, IN (US)

(**) Term: **14 Years**

(21) Appl. No.: **29/389,843**

(22) Filed: **Apr. 18, 2011**

(51) **LOC (9) Cl.** **23-01**

(52) **U.S. Cl.** **D23/252**

(58) **Field of Classification Search** D23/250,
D23/252, 254, 238-243; 4/676-677; 137/801
See application file for complete search history.

(56) **References Cited**

U.S. PATENT DOCUMENTS

D532,488 S	*	11/2006	Berberet	D23/252
D574,467 S	*	8/2008	Czerwinski, Jr. et al.	...	D23/250
D602,569 S	*	10/2009	Fakonas	D23/238

* cited by examiner

Primary Examiner — Robert Delehanty

(74) *Attorney, Agent, or Firm* — Edgar A. Zarins; Nirav D. Parikh; Lora J. Graentzdoerffer

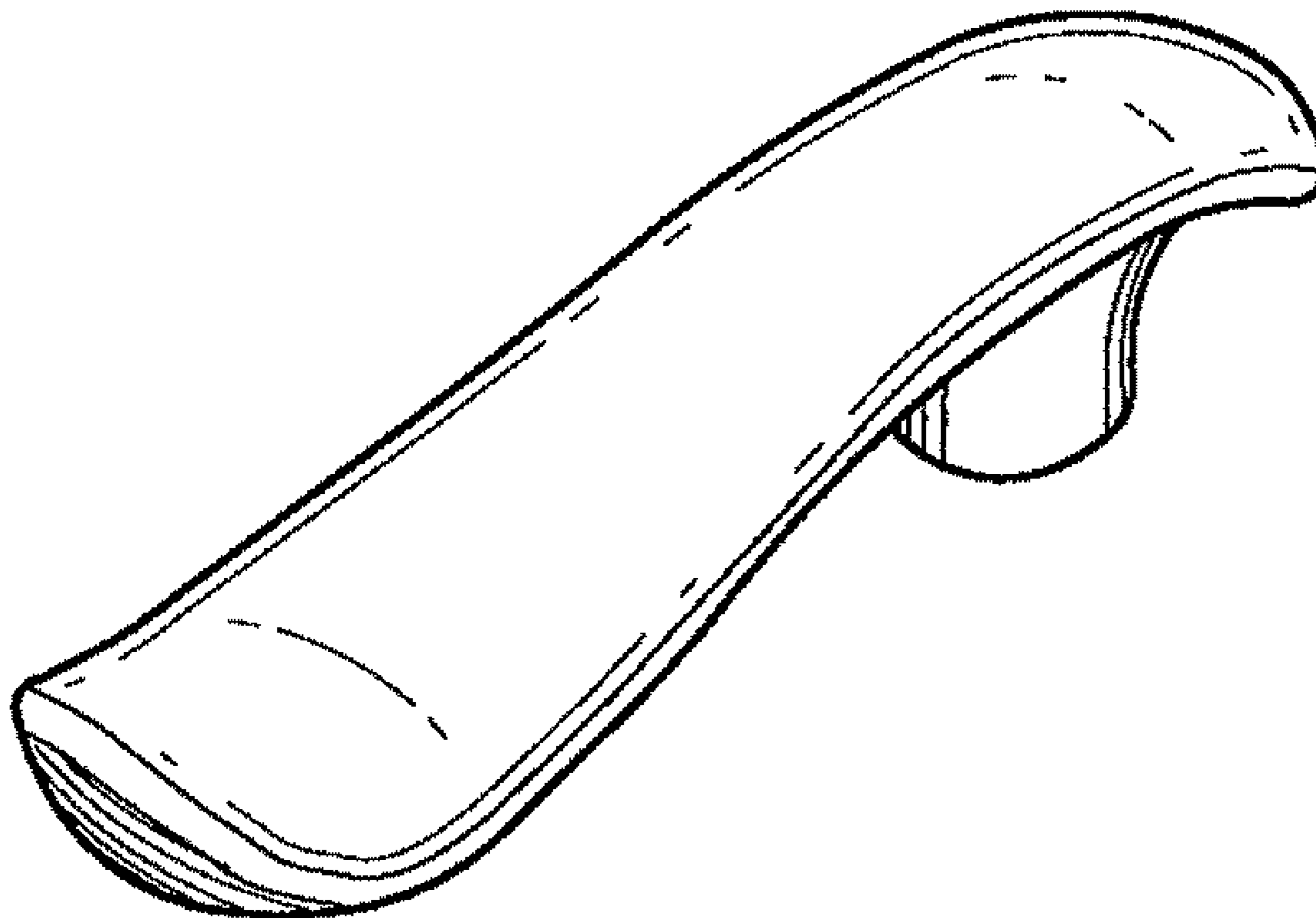
(57) **CLAIM**

The ornamental design for a faucet handle, as shown and described.

DESCRIPTION

FIG. 1 is a perspective view of a faucet handle showing my new design;
 FIG. 2 is a first side view thereof, the opposite side being a mirror image of the side shown;
 FIG. 3 is a first end view thereof;
 FIG. 4 is a second end view thereof;
 FIG. 5 is a top plan view thereof; and,
 FIG. 6 is a bottom plan view thereof.

1 Claim, 1 Drawing Sheet



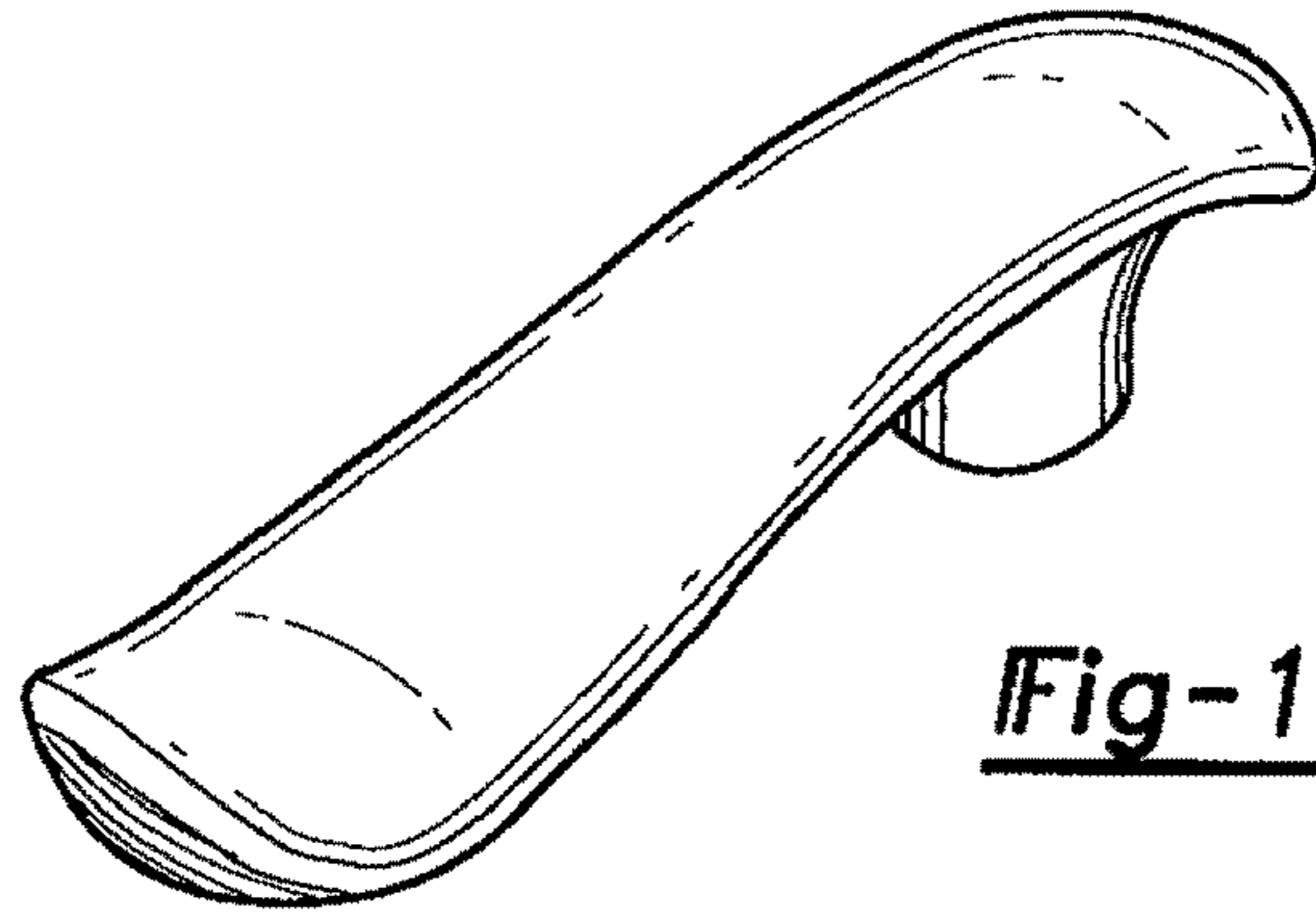


Fig-1



Fig-2

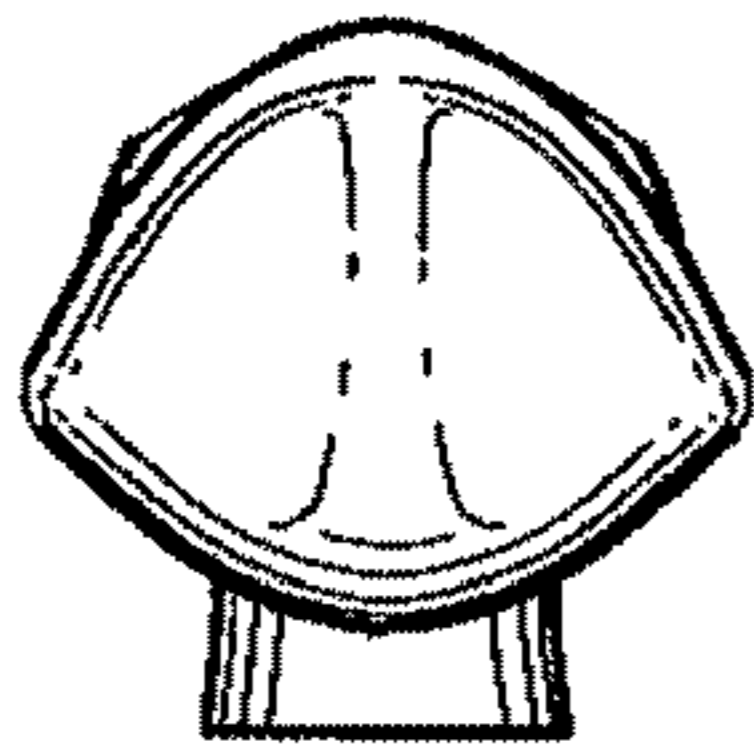


Fig-3

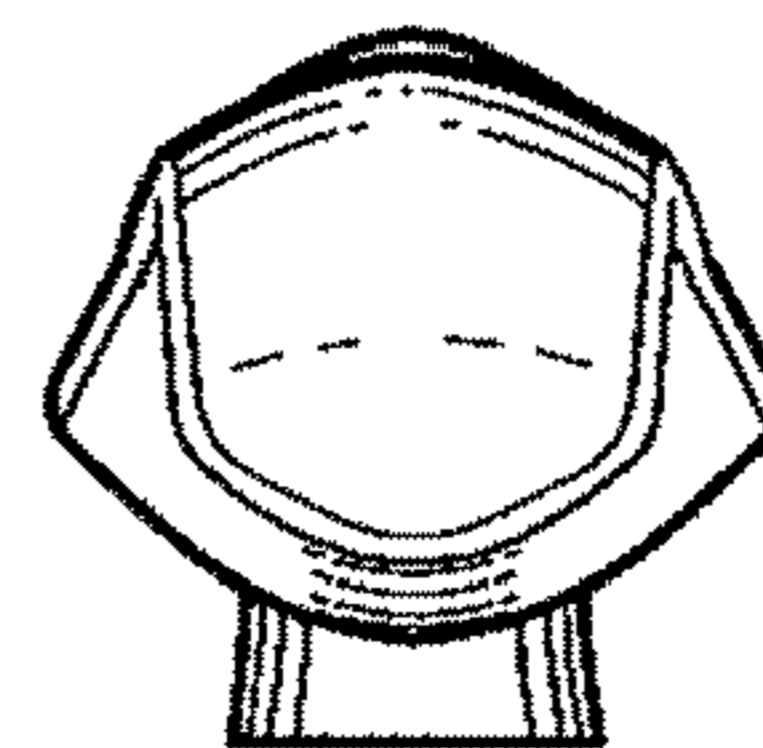


Fig-4




Fig-5

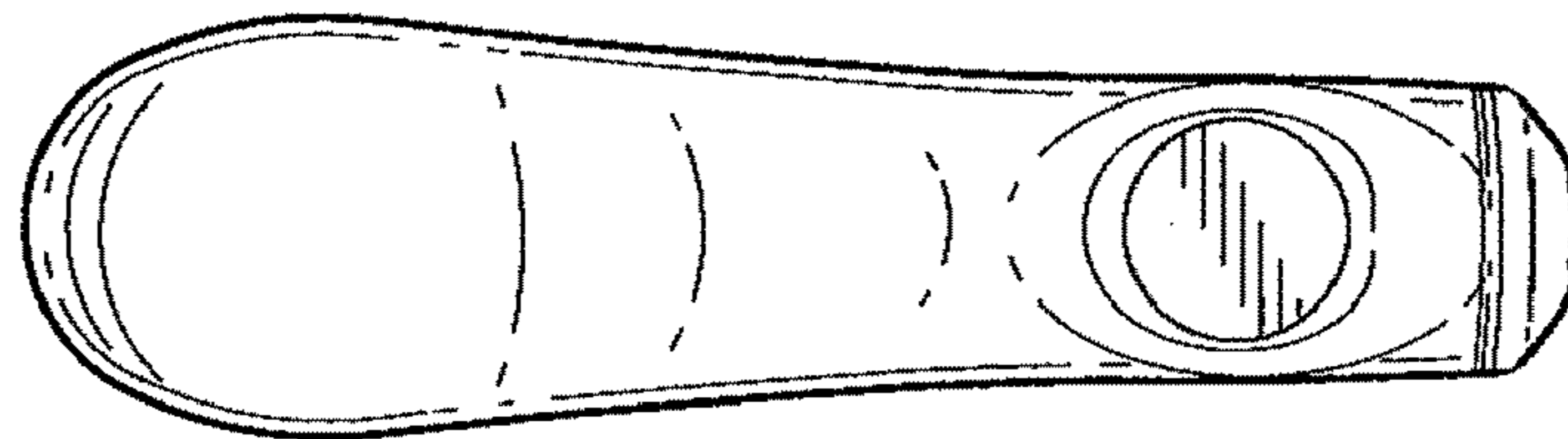


Fig-6