



US00D651283S

(12) **United States Design Patent**
Kendall et al.

(10) **Patent No.:** **US D651,283 S**

(45) **Date of Patent:** **** Dec. 27, 2011**

(54) **LIQUID SPRAYER DASHBOARD**

(75) Inventors: **Jeffrey D. Kendall**, Laurel, MD (US);
Richard H. Chapman, Camillus, NY
(US)

(73) Assignee: **Earthway Products, Inc.**, Bristol, IN
(US)

(**) Term: **14 Years**

(21) Appl. No.: **29/369,341**

(22) Filed: **Sep. 7, 2010**

(51) **LOC (9) Cl.** **23-01**

(52) **U.S. Cl.** **D23/225**

(58) **Field of Classification Search** D23/213,
D23/225, 202; D8/2; 239/152-154, 157,
239/332-333, 302; 222/465.1

See application file for complete search history.

(56) **References Cited**

U.S. PATENT DOCUMENTS

D428,470 S * 7/2000 Bower et al. D23/225
D501,241 S * 1/2005 Gundersen et al. D23/225

D564,068 S * 3/2008 Campbell D8/2
D614,263 S * 4/2010 Hudson et al. D23/225
D616,959 S * 6/2010 Wu D23/202

* cited by examiner

Primary Examiner — Robin V Webster

(74) *Attorney, Agent, or Firm* — Kegler, Brown, Hill &
Ritter; James J. Pingor

(57) **CLAIM**

The ornamental design for a liquid sprayer dashboard, as shown and described.

DESCRIPTION

FIG. 1 is a right front perspective view of a liquid sprayer dashboard;

FIG. 2 is a front view thereof;

FIG. 3 is a top view thereof;

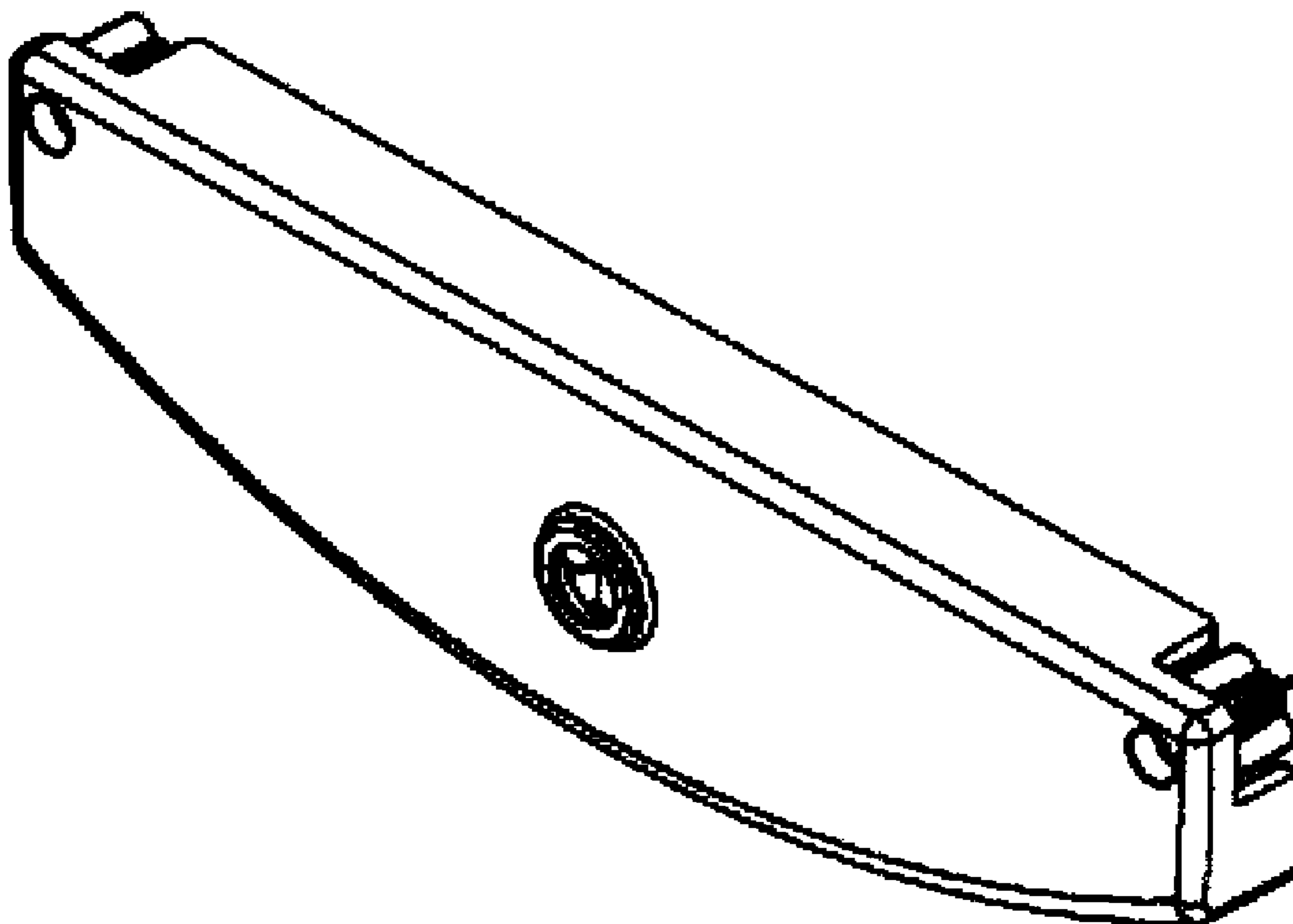
FIG. 4 is a bottom view thereof;

FIG. 5 is a left side view thereof;

FIG. 6 is a right side view thereof; and,

FIG. 7 is a rear view thereof.

1 Claim, 7 Drawing Sheets



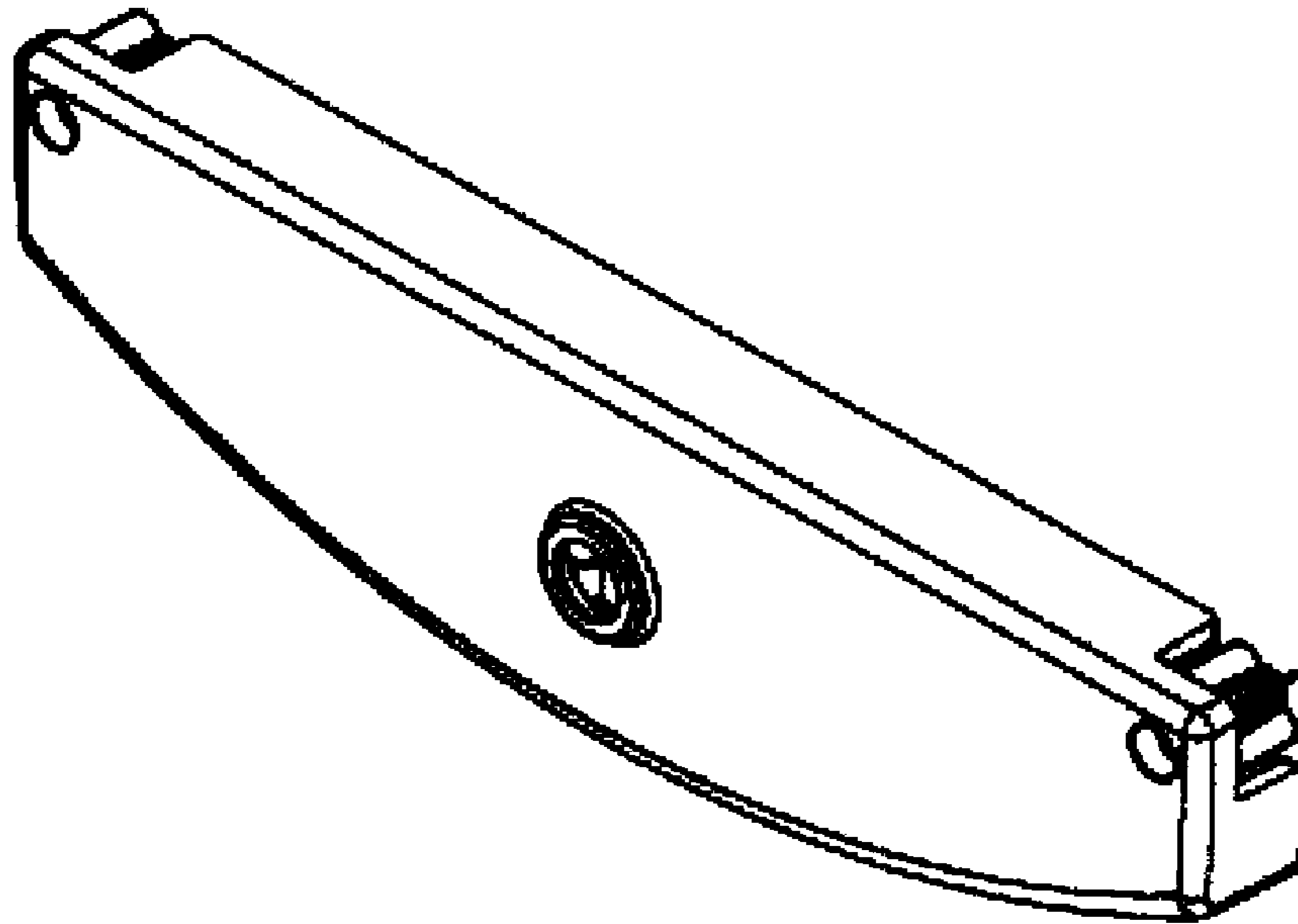


FIG. 1

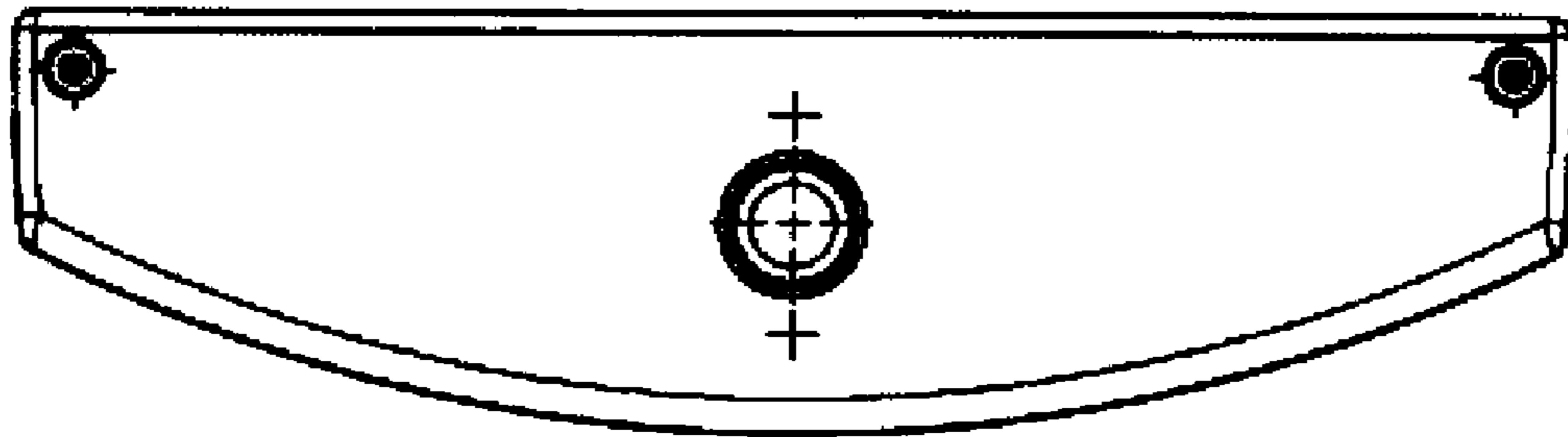


FIG. 2



FIG. 3




FIG. 4

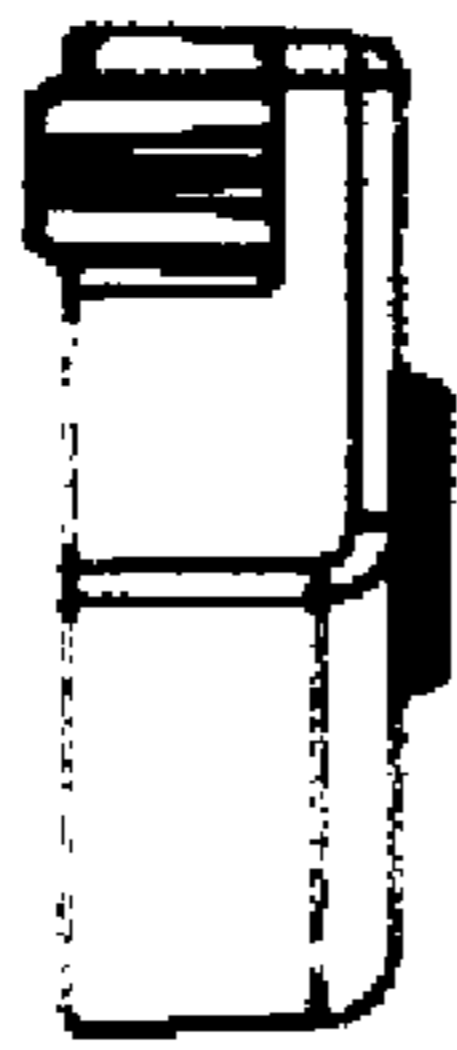


FIG. 5

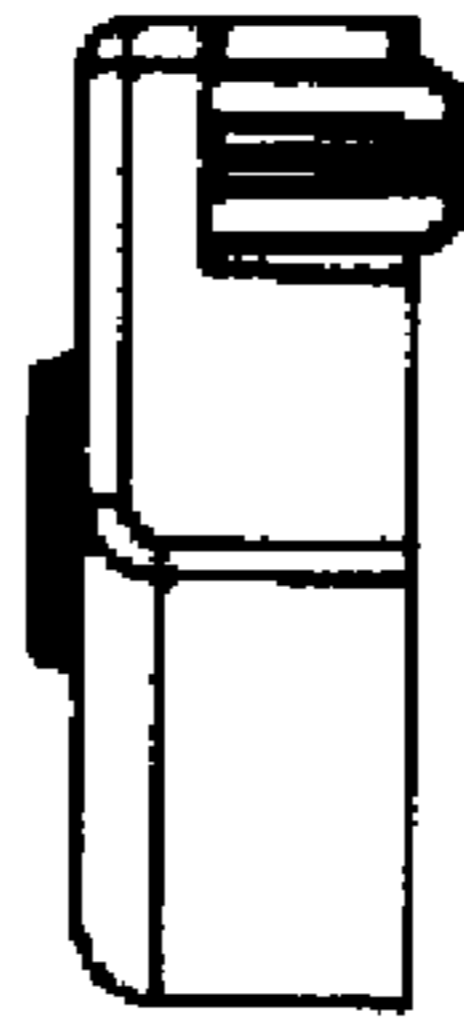


FIG. 6

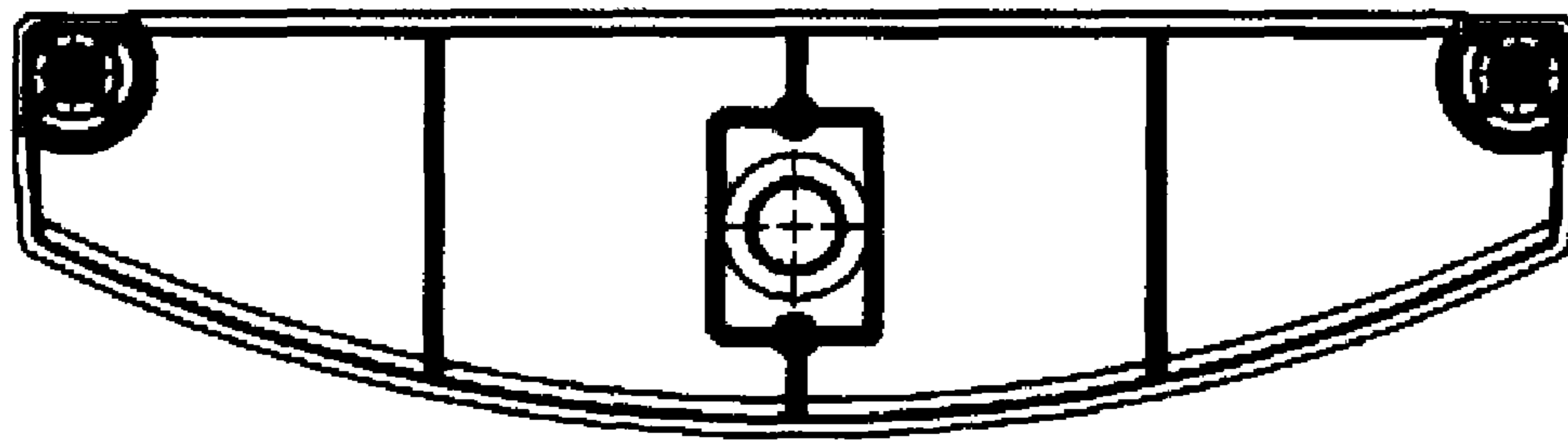


FIG. 7