



US00D651274S

(12) **United States Design Patent**
Moretti

(10) **Patent No.:** **US D651,274 S**

(45) **Date of Patent:** **** *Dec. 27, 2011**

(54) **SHOTGUN**

(75) Inventor: **Luigi Moretti**, Collebeato (IT)

(73) Assignee: **Benelli Armi S.p.A.**, Urbino (IT)

(*) Notice: This patent is subject to a terminal disclaimer.

(**) Term: **14 Years**

(21) Appl. No.: **29/315,847**

(22) Filed: **Jul. 28, 2009**

(51) **LOC (9) Cl.** **22-01**

(52) **U.S. Cl.** **D22/103**

(58) **Field of Classification Search** D22/100,
D22/101, 103, 104, 108, 199; D21/572,
D21/573; 42/51, 71.01, 75.01, 75.02, 90,
42/94, 134, 136, 139, 125, 72, 111; 362/110;
33/241, 277; 313/105 R; 89/40.06, 41.19,
89/37.04, 33.04, 191.01, 200-204; 124/67,
124/66, 74

See application file for complete search history.

(56) **References Cited**

U.S. PATENT DOCUMENTS

D108,985 S * 3/1938 Pugsley D22/103
D117,638 S * 11/1939 Pugsley D22/103
D253,485 S * 11/1979 Robinson D22/103
6,070,354 A * 6/2000 Burigana et al. 42/71.01

D476,392 S * 6/2003 McGarry et al. D22/108
D476,393 S * 6/2003 McGarry et al. D22/108
7,194,834 B2 * 3/2007 Falenwolfe 42/19
D567,895 S * 4/2008 Cauley D22/108
2003/0106251 A1 * 6/2003 Kim 42/71.01
2009/0113780 A1 * 5/2009 Irwin et al. 42/112
2010/0071242 A1 * 3/2010 Lesenfants 42/49.02
2010/0154274 A1 * 6/2010 Stone 42/75.03

* cited by examiner

Primary Examiner — Michael Pratt

(74) *Attorney, Agent, or Firm* — R. Neil Sudol; Henry D. Coleman; William J. Sapone

(57) **CLAIM**

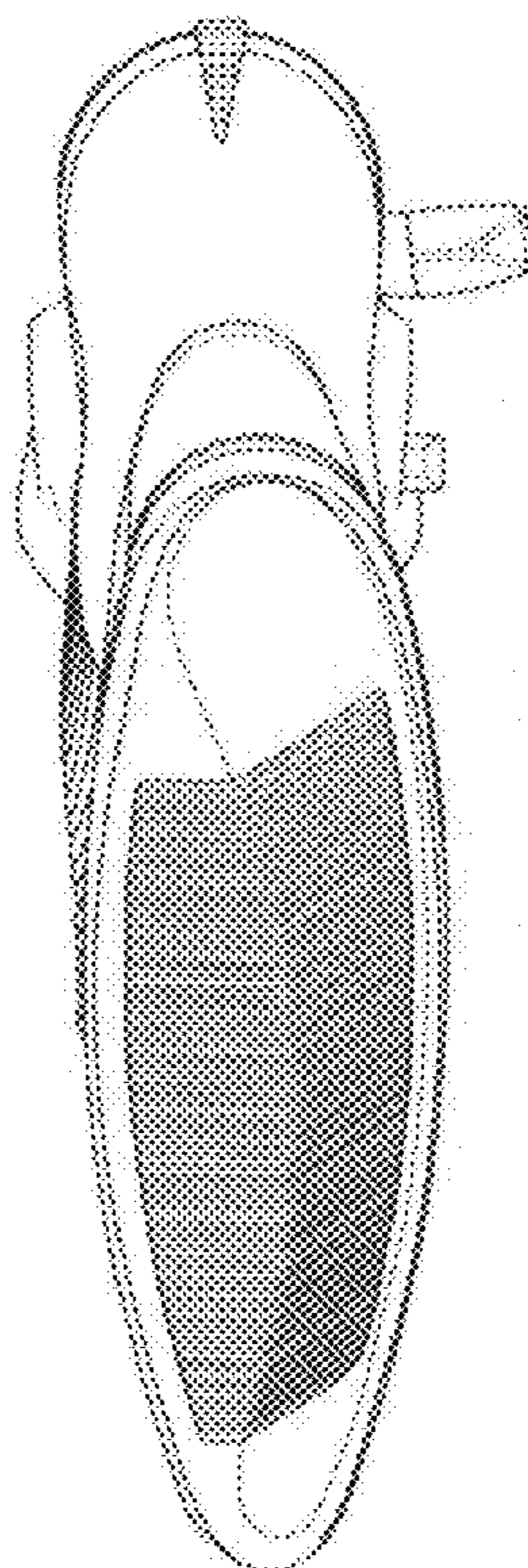
The ornamental design for a shotgun, as shown and described.

DESCRIPTION

FIG. 1 is a rear elevational view, showing my new design;
FIG. 2 is a bottom plan view thereof;
FIG. 3 is a top plan view thereof;
FIG. 4 is a front elevational view thereof;
FIG. 5 is a left side elevational view thereof;
FIG. 6 is a perspective view thereof;
FIG. 7 is a right side elevational view thereof;
FIG. 8 is a partial right side elevational view, on a larger scale, thereof; and,
FIG. 9 is another partial right side elevational view, on a larger scale, thereof.

The portion of the shotgun shown in broken lines forms no part of the design claimed.

1 Claim, 9 Drawing Sheets



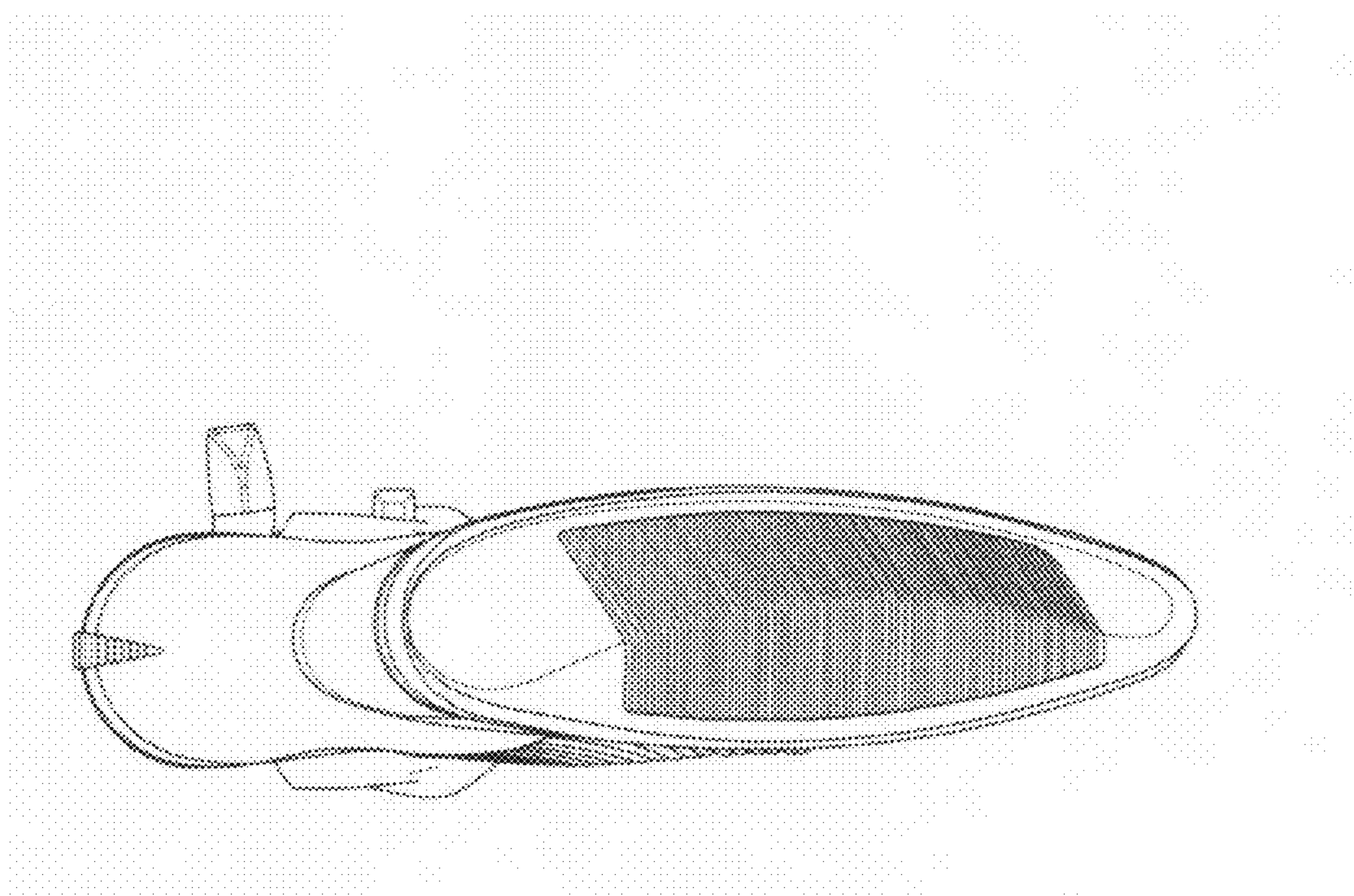


FIG. 1




FIG. 2

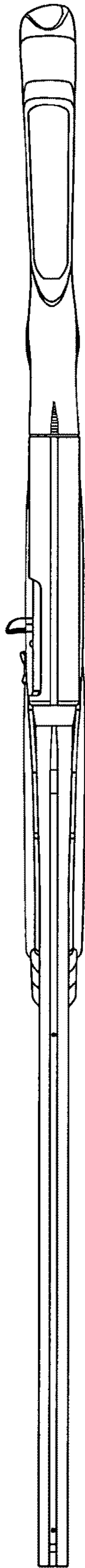


FIG. 3

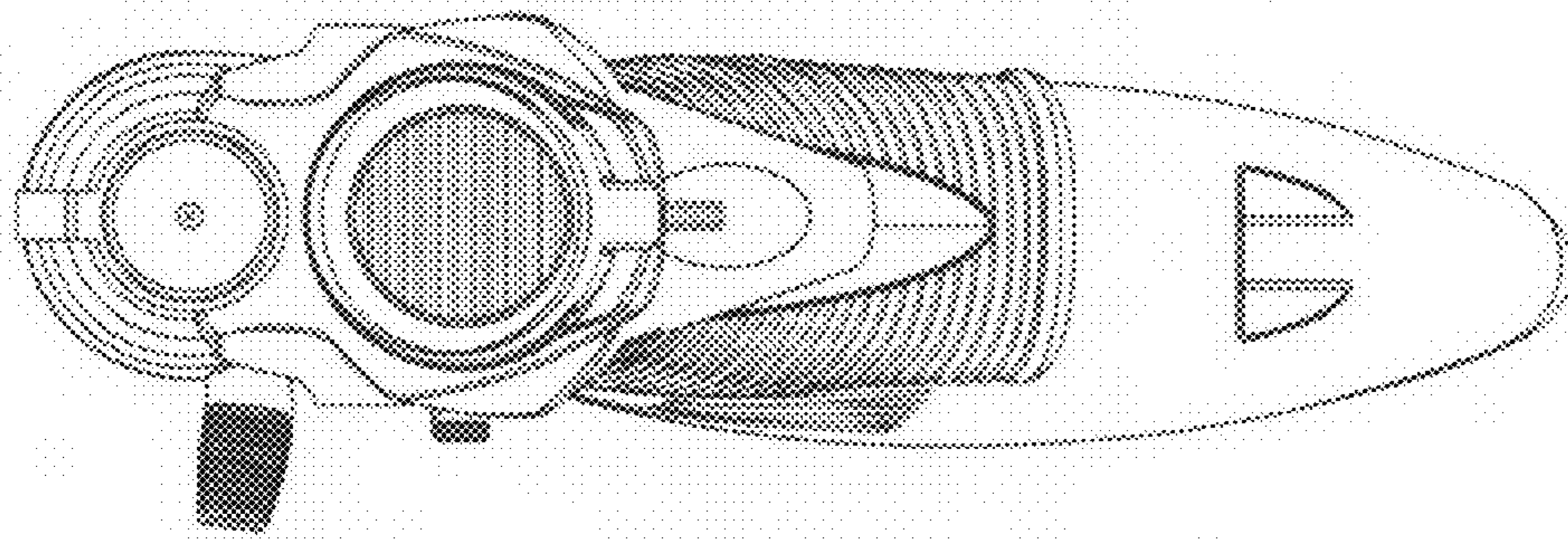


FIG. 4

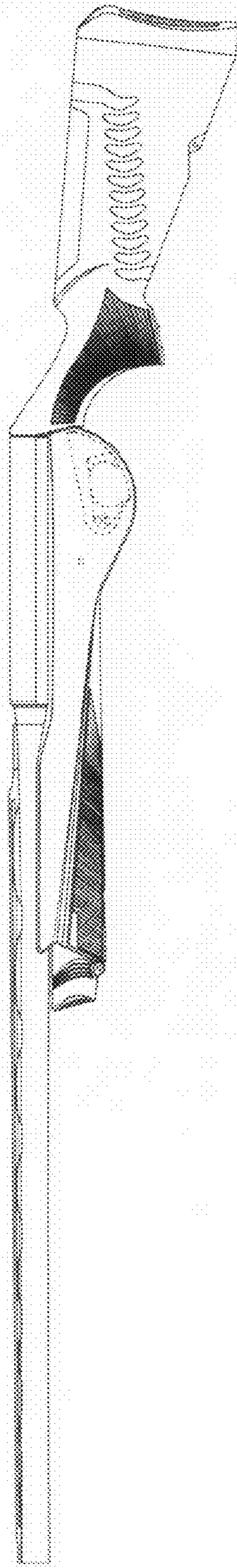


FIG. 5

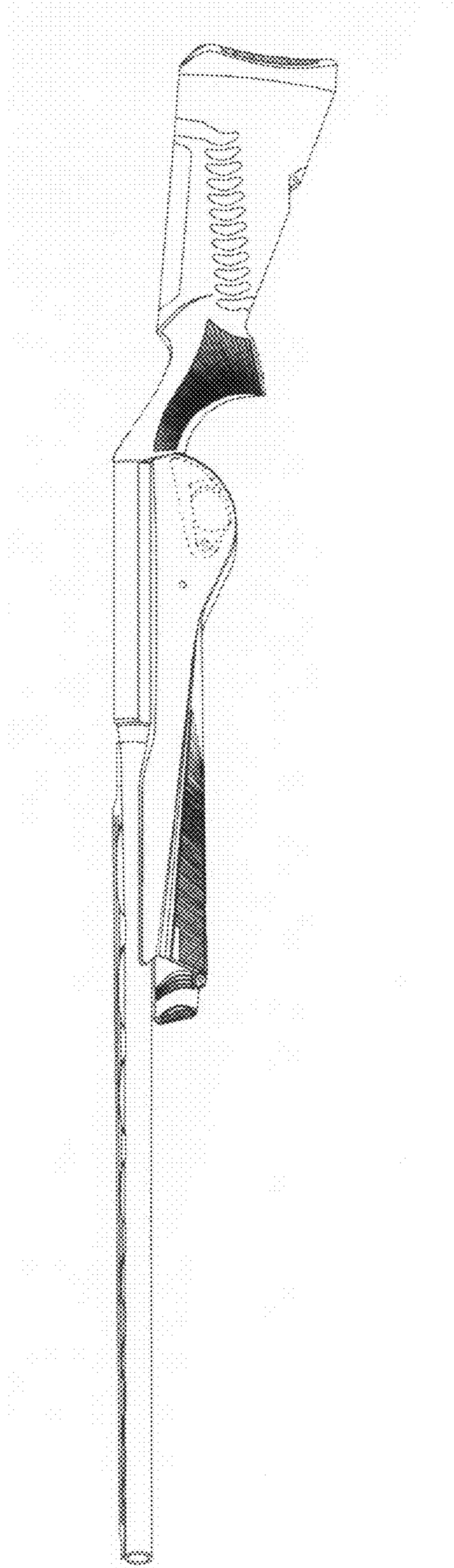
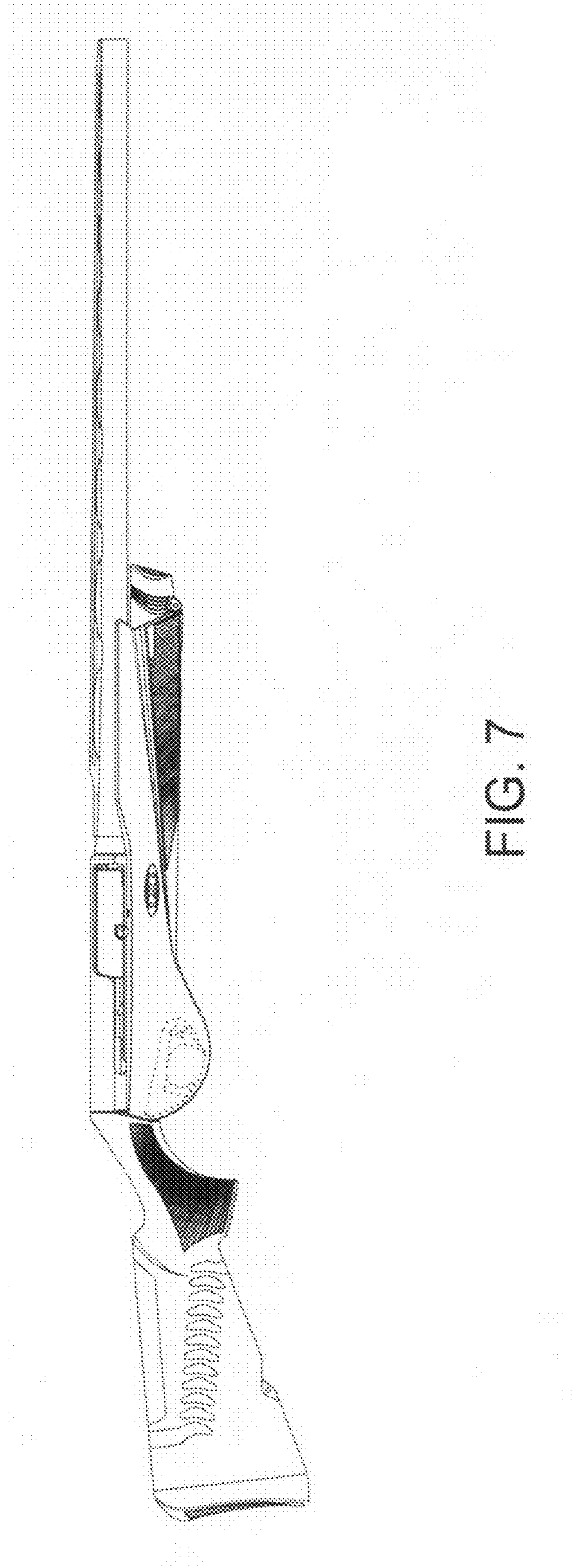


FIG. 6



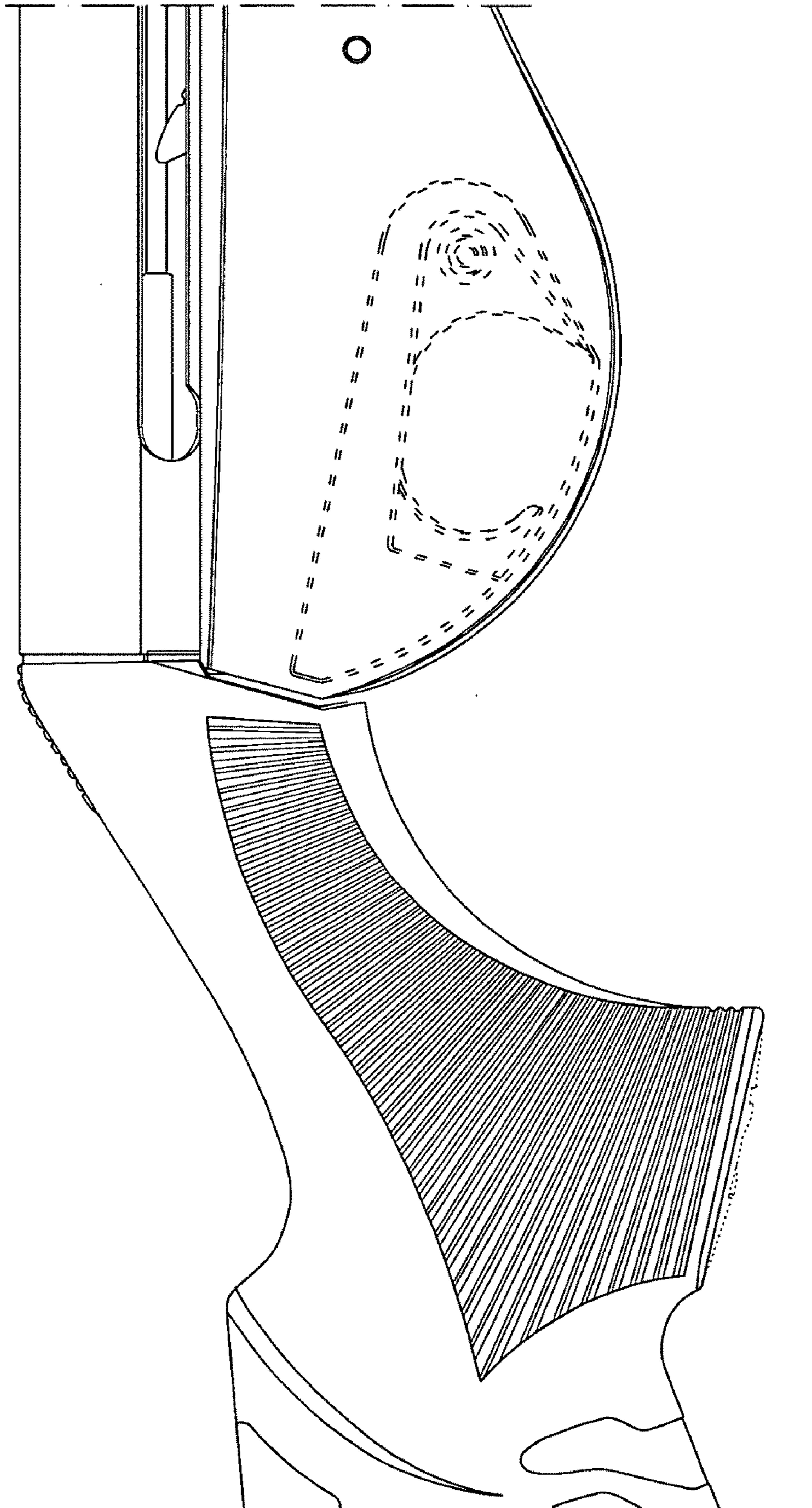


FIG. 8

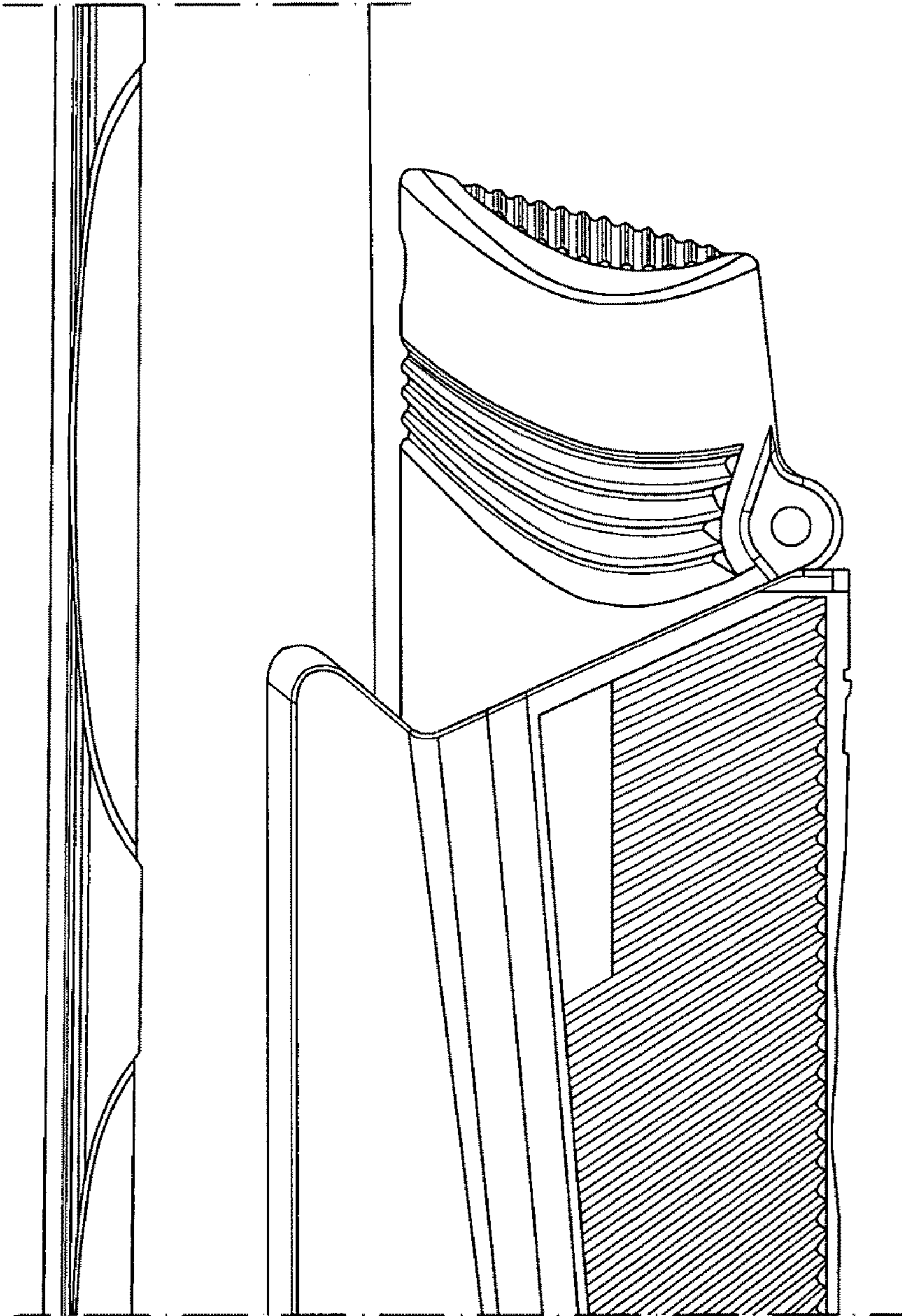


FIG. 9