



US00D651268S

(12) **United States Design Patent**
Nicolette et al.

(10) **Patent No.:** **US D651,268 S**
(45) **Date of Patent:** **** Dec. 27, 2011**

(54) **BADGE FOR A GOLF CLUB HEAD**

(75) Inventors: **Michael R. Nicolette**, Scottsdale, AZ
(US); **Bradley D. Schweigert**, Anthem,
AZ (US); **Xiaojian Chen**, Phoenix, AZ
(US); **Marty R. Jertson**, Phoenix, AZ
(US)

(73) Assignee: **Karsten Manufacturing Corporation**,
Phoenix, AZ (US)

(**) Term: **14 Years**

(21) Appl. No.: **29/388,576**

(22) Filed: **Mar. 30, 2011**

(51) **LOC (9) Cl.** **21-02**

(52) **U.S. Cl.** **D21/759**

(58) **Field of Classification Search** D21/747-751,
D21/759; 473/324-331, 350

See application file for complete search history.

(56) **References Cited**

U.S. PATENT DOCUMENTS

D244,558 S	5/1977	Elkins, Jr.
D361,813 S	8/1995	Guibaud
5,492,327 A	2/1996	Biafore, Jr.
5,564,705 A	10/1996	Kobayashi
5,593,356 A	1/1997	Takeda
5,658,206 A	8/1997	Antonious
D398,355 S	9/1998	Chou
D409,702 S	5/1999	Gallagher
D420,080 S	2/2000	Gates
D424,146 S	5/2000	Maltby
D428,632 S	7/2000	Besnard
D435,073 S	12/2000	Stone
D435,277 S	12/2000	Erickson
6,210,290 B1	4/2001	Erickson
D442,245 S	5/2001	Roach
6,251,029 B1	6/2001	Roberts
D445,862 S	7/2001	Ford
D453,949 S	2/2002	Helmstetter
D480,440 S	10/2003	Rollinson

D481,775 S	11/2003	Best
D494,240 S	8/2004	Schweigert
D494,648 S	8/2004	Schweigert
D494,649 S	8/2004	Imamoto
D495,390 S	8/2004	Pinder
D500,350 S	12/2004	Schweigert
D500,351 S	12/2004	Schweigert
D502,237 S	2/2005	Schweigert
D502,975 S	3/2005	Schweigert
D504,925 S	5/2005	Schweigert
D505,171 S	5/2005	Schweigert
D507,321 S	7/2005	Dogan
D507,614 S	7/2005	Schweigert
D508,099 S	8/2005	Schweigert
D509,868 S	9/2005	Imamoto

(Continued)

OTHER PUBLICATIONS

Marty R. Jertson et al., "Badge For A Golf Club Head," U.S. Appl. No. 29/382,940, filed Jan. 10, 2011.

Primary Examiner — Mitchell Siegel

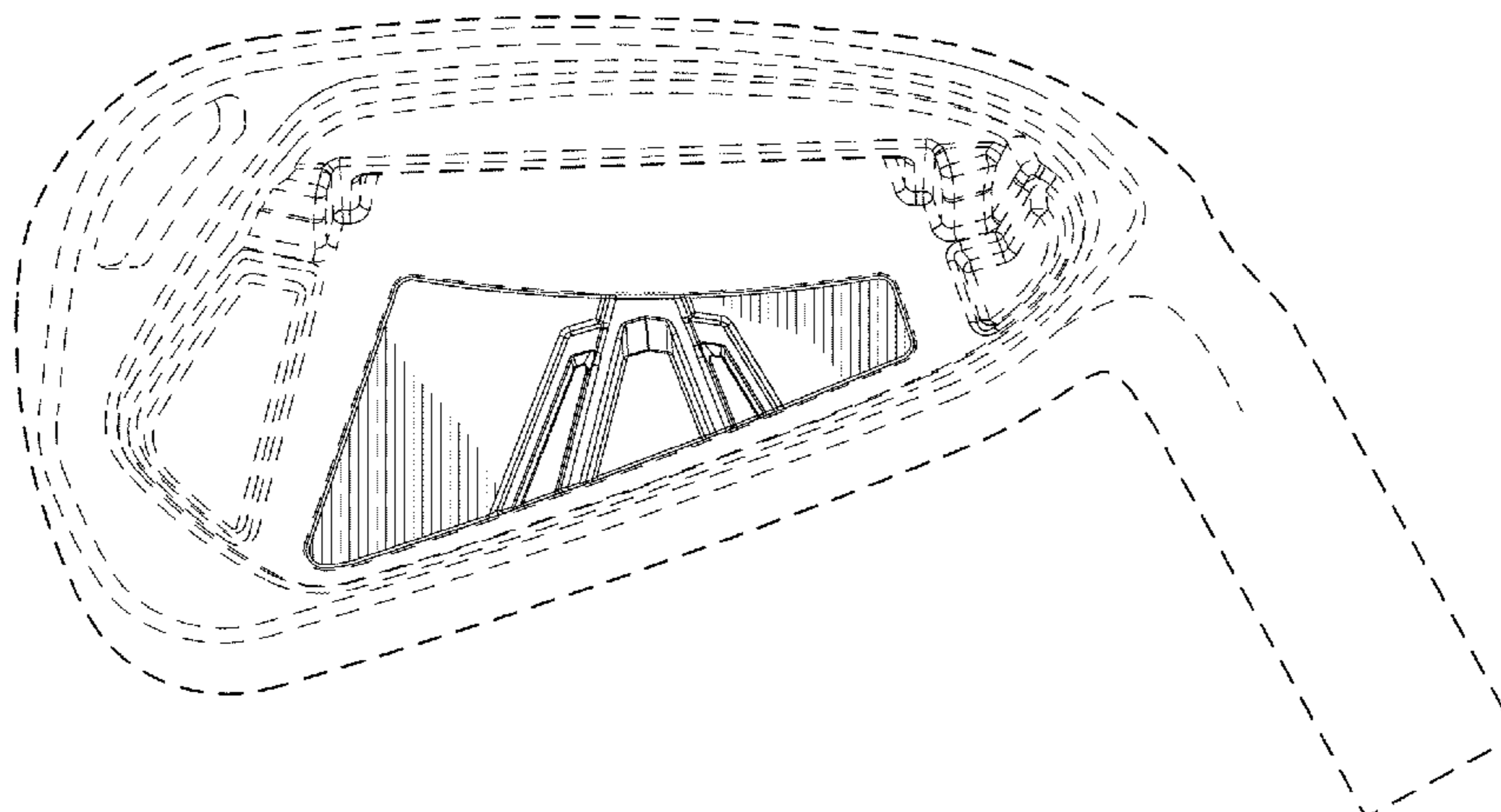
(57) **CLAIM**

The ornamental design for a badge for a golf club head, as shown and described.

DESCRIPTION

FIG. 1 is a top perspective view of a badge for a golf club head;
FIG. 2 is an enlarged top perspective view of a badge for a golf club head, shown for clarity if illustration;
FIG. 3 is a front elevational view of FIG. 2;
FIG. 4 is a rear elevational view of FIG. 2;
FIG. 5 is a top view of FIG. 2;
FIG. 6 is a bottom view of FIG. 2;
FIG. 7 is a left side view of FIG. 2; and,
FIG. 8 is a right side view of FIG. 2.
The broken lines shown in one or more of the figures are for illustrative purposes only and form no part of the claimed design.

1 Claim, 3 Drawing Sheets



US D651,268 S

Page 2

U.S. PATENT DOCUMENTS							
D514,183	S	1/2006	Schweigert	D570,943	S *	6/2008	Chen et al. D21/759
D516,649	S	3/2006	Imamoto	D571,425	S *	6/2008	Chen et al. D21/759
7,066,834	B2	6/2006	Yamamoto	D571,426	S *	6/2008	Chen et al. D21/759
D525,330	S	7/2006	Imamoto	D571,427	S *	6/2008	Schweigert et al. D21/759
D526,375	S	8/2006	Kawami	D572,329	S	7/2008	Nicolette
D528,617	S	9/2006	Imamoto	D573,219	S	7/2008	Schweigert
D530,759	S	10/2006	Nicolette	D574,915	S *	8/2008	Jones et al. D21/759
D530,760	S	10/2006	Schweigert	D577,783	S	9/2008	Schweigert
D532,849	S	11/2006	Nicolette	D578,590	S	10/2008	Schweigert
D534,228	S	12/2006	Nicolette	D581,000	S *	11/2008	Nicolette et al. D21/749
D534,597	S	1/2007	Nicolette	D581,004	S *	11/2008	Schweigert et al. D21/759
D536,759	S	2/2007	Schweigert	D596,258	S *	7/2009	Jertson et al. D21/759
D538,366	S	3/2007	Nicolette	D596,688	S *	7/2009	Schweigert et al. D21/759
D539,863	S	4/2007	Nunez	D600,298	S *	9/2009	Serrano et al. D21/759
D541,360	S	4/2007	Schweigert	D621,893	S *	8/2010	Nicolette et al. D21/759
D549,795	S	8/2007	Rollinson	D621,895	S *	8/2010	Schweigert et al. D21/759
D550,316	S	9/2007	Nagai	D627,409	S *	11/2010	Schweigert et al. D21/759
D554,215	S	10/2007	Ruggiero	D643,492	S *	8/2011	Nicolette et al. D21/759
D561,855	S	2/2008	Schweigert	D647,582	S *	10/2011	Nicolette et al. D21/748
D562,925	S	2/2008	Schweigert	2007/0281796	A1	12/2007	Gilbert
D570,942	S *	6/2008	Chen et al. D21/759				* cited by examiner

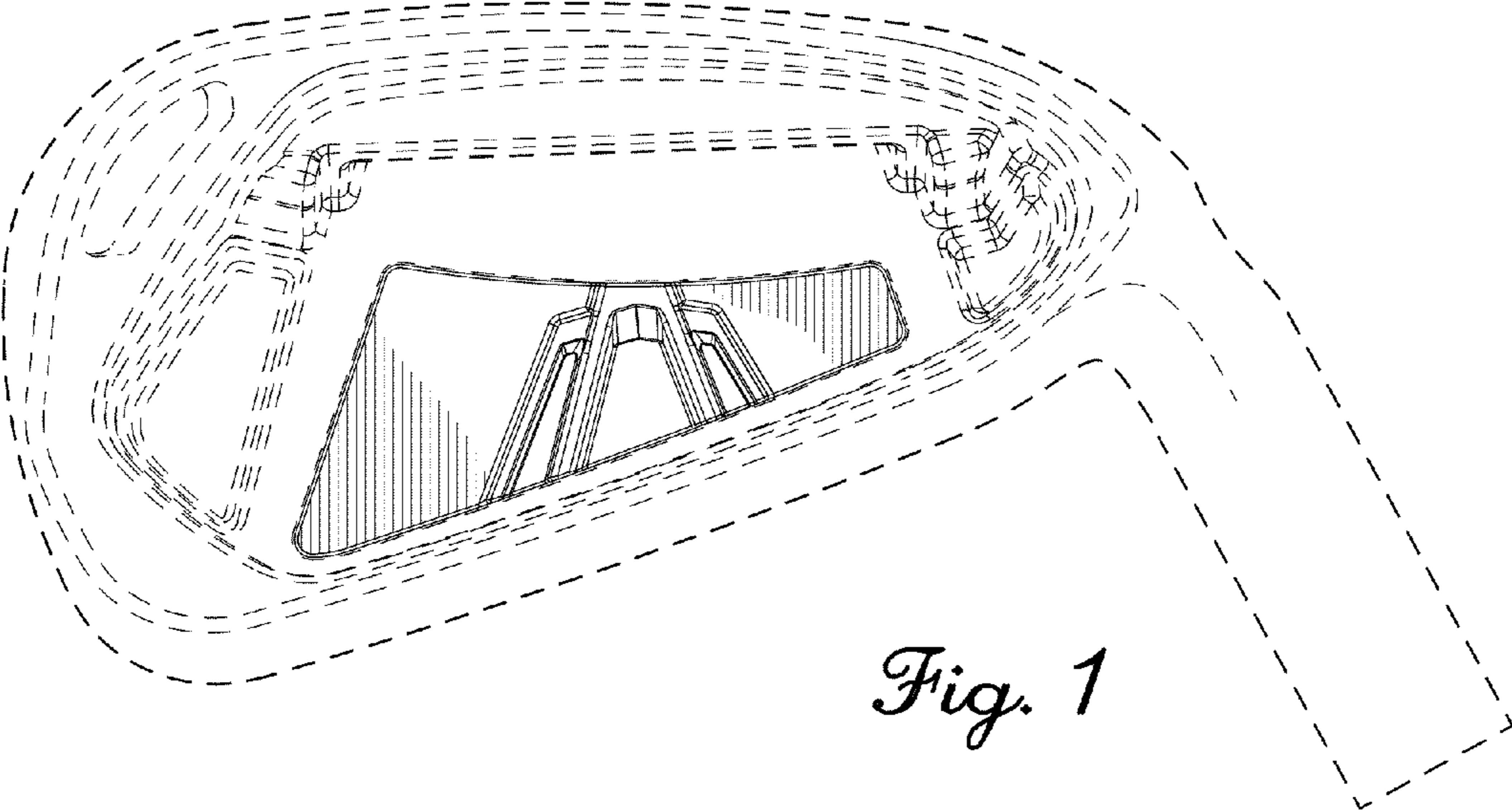


Fig. 1

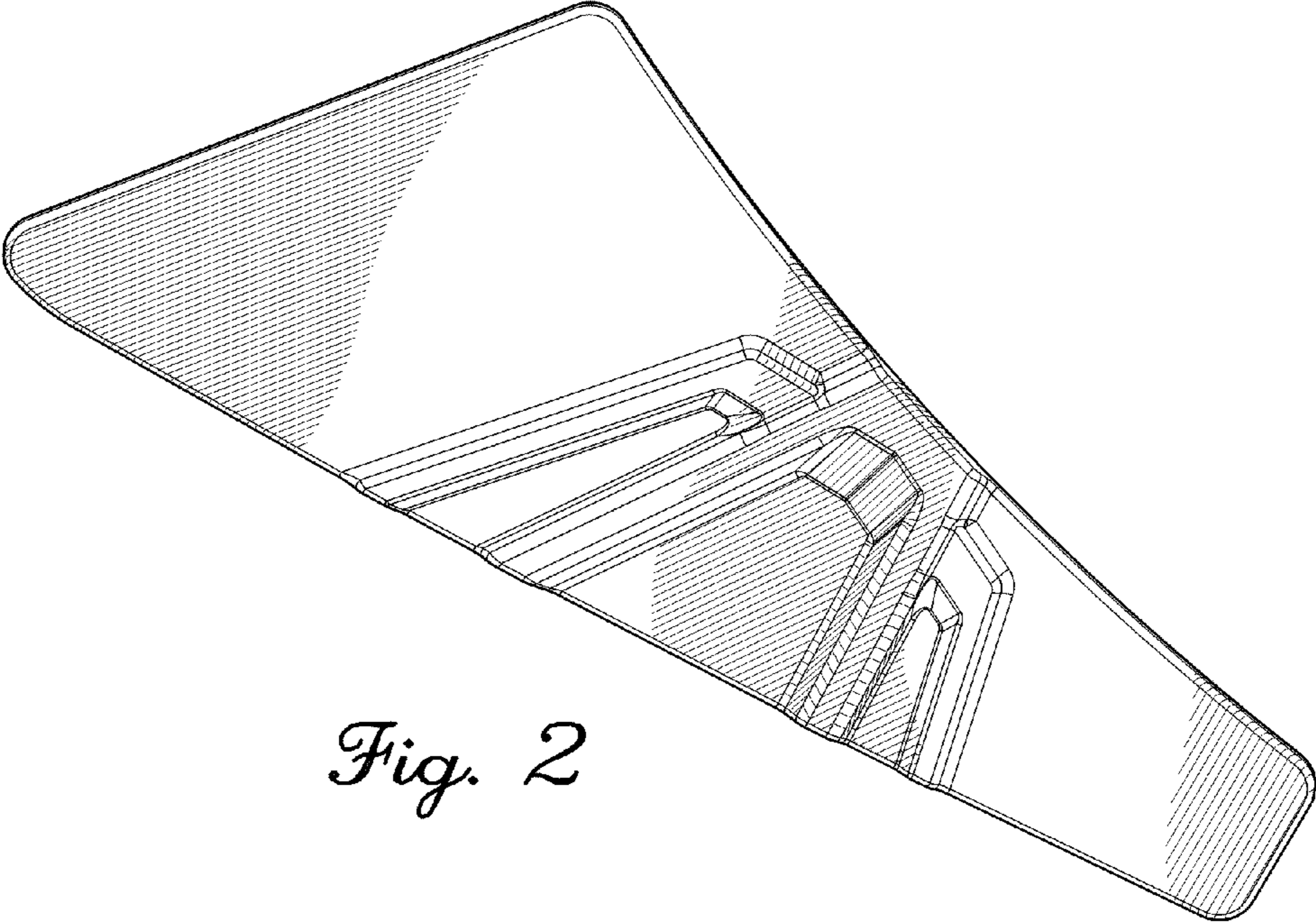


Fig. 2

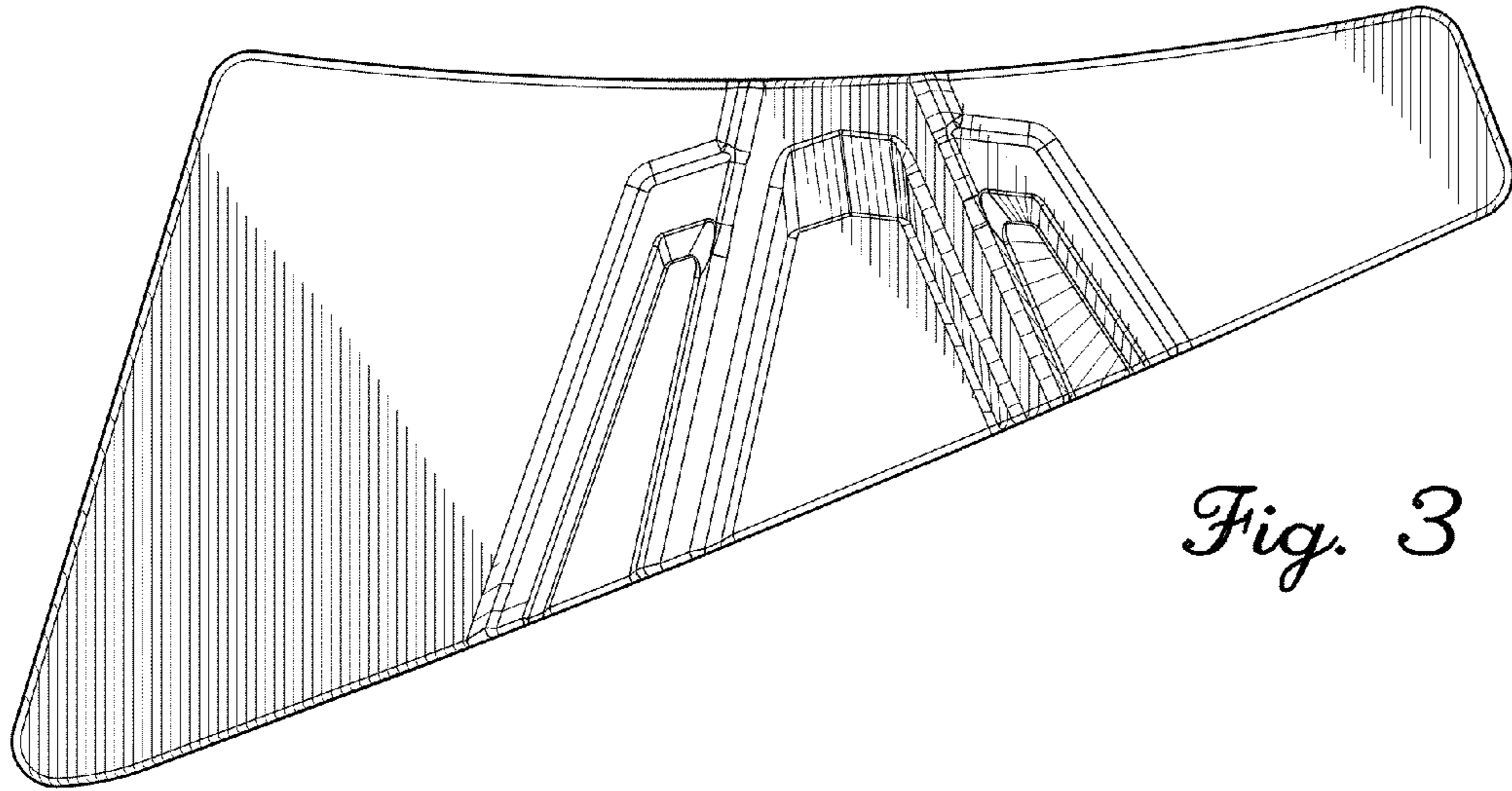


Fig. 3

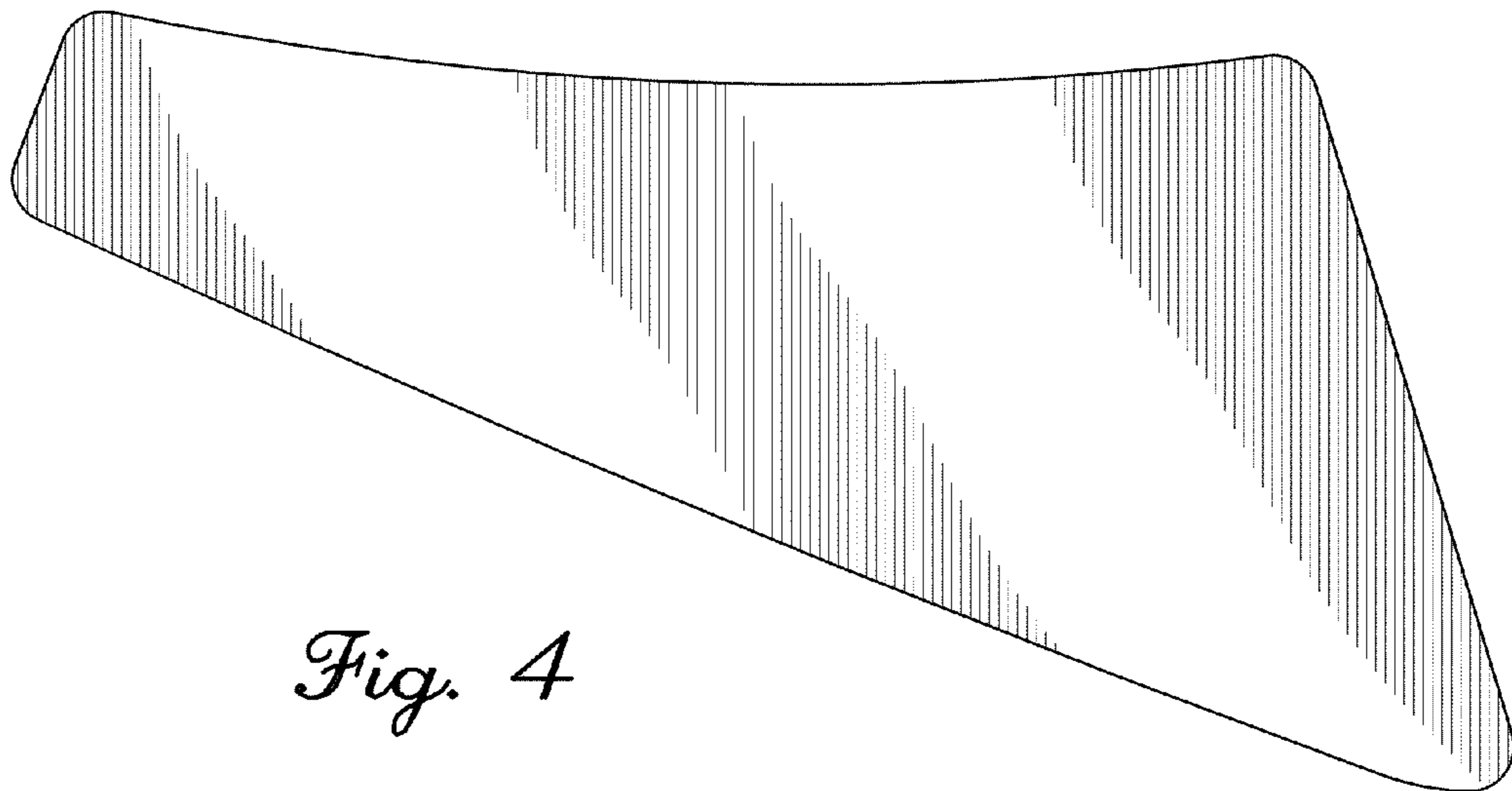


Fig. 4

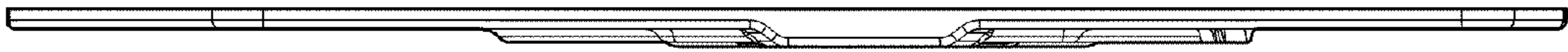


Fig. 5

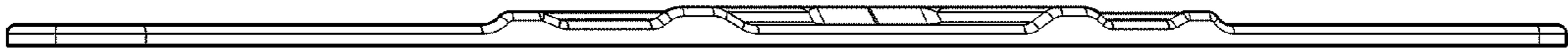


Fig. 6

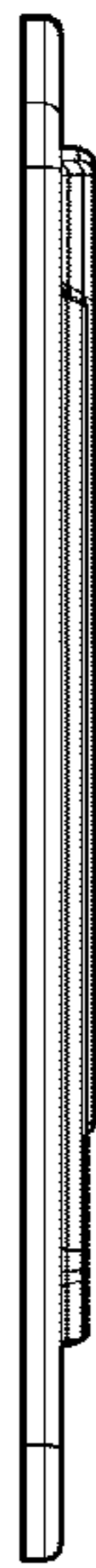


Fig. 7



Fig. 8