



US00D651264S

(12) **United States Design Patent**
Olason et al.

(10) **Patent No.:** **US D651,264 S**

(45) **Date of Patent:** **** Dec. 27, 2011**

(54) **DISPLAY PANEL FOR EXERCISE EQUIPMENT**

(75) Inventors: **Brady A. Olason**, Mukilteo, WA (US);
Sean K. Horita, Seattle, WA (US);
Aaron Hawkins, Seattle, WA (US);
Mark Hoeveler, Portland, OR (US)

(73) Assignee: **Precor Incorporated**, Woodinville, WA (US)

(**) Term: **14 Years**

(21) Appl. No.: **29/360,659**

(22) Filed: **Apr. 29, 2010**

(51) **LOC (9) Cl.** **21-02**

(52) **U.S. Cl.** **D21/696**

(58) **Field of Classification Search** D21/324–325,
D21/662, 663, 666–668, 670, 686, 694, 696;
D14/137, 138 AA, 138 AC, 138 AD, 217;
D10/103, 121–122; D3/218; D24/107, 158,
D24/165–169, 186, 200; 482/3–8, 51–52,
482/54, 57

See application file for complete search history.

(56) **References Cited**

U.S. PATENT DOCUMENTS

D389,139 S *	1/1998	Oross et al.	D14/137
D465,575 S *	11/2002	Piel	D24/200
D473,310 S *	4/2003	Schlagheck et al.	D24/169
D476,972 S *	7/2003	Cohen	D14/217
D504,953 S *	5/2005	Ryan	D24/200
D522,657 S *	6/2006	Murphy et al.	D24/186
D559,801 S *	1/2008	Olason	D21/694
D577,908 S *	10/2008	Cerullo et al.	D3/218
D578,095 S *	10/2008	Chung et al.	D14/138 AD

D584,270 S *	1/2009	Chien et al.	D14/138 AD
D585,135 S *	1/2009	Mori et al.	D24/169
D585,505 S *	1/2009	Wu	D21/662
D590,798 S *	4/2009	McPhail	D14/138 AD
D591,366 S *	4/2009	Decommer	D21/662
D591,368 S *	4/2009	Olason	D21/696
D597,301 S *	8/2009	Richardson et al.	D3/218
D597,515 S *	8/2009	Kim	D14/138 AD
D601,113 S *	9/2009	Wang et al.	D14/138 AD
D603,820 S *	11/2009	Hu et al.	D14/138 AD
D611,019 S *	3/2010	Garnham	D14/138 AD
D611,151 S *	3/2010	Lei	D24/169
D626,185 S *	10/2010	Wu	D21/662
2002/0151415 A1 *	10/2002	Hildebrandt et al.	482/57

* cited by examiner

Primary Examiner — Susan E Krakower

(74) *Attorney, Agent, or Firm* — Terence P. O'Brien

(57) **CLAIM**

We claim the ornamental design for a display panel for exercise equipment, as shown and described.

DESCRIPTION

FIG. 1 is a front perspective view of a display panel for exercise equipment;

FIG. 2 is a front view of the display panel of FIG. 1;

FIG. 3 is a first side view of the display panel of FIG. 1;

FIG. 4 is a second side view of the display panel of FIG. 1;

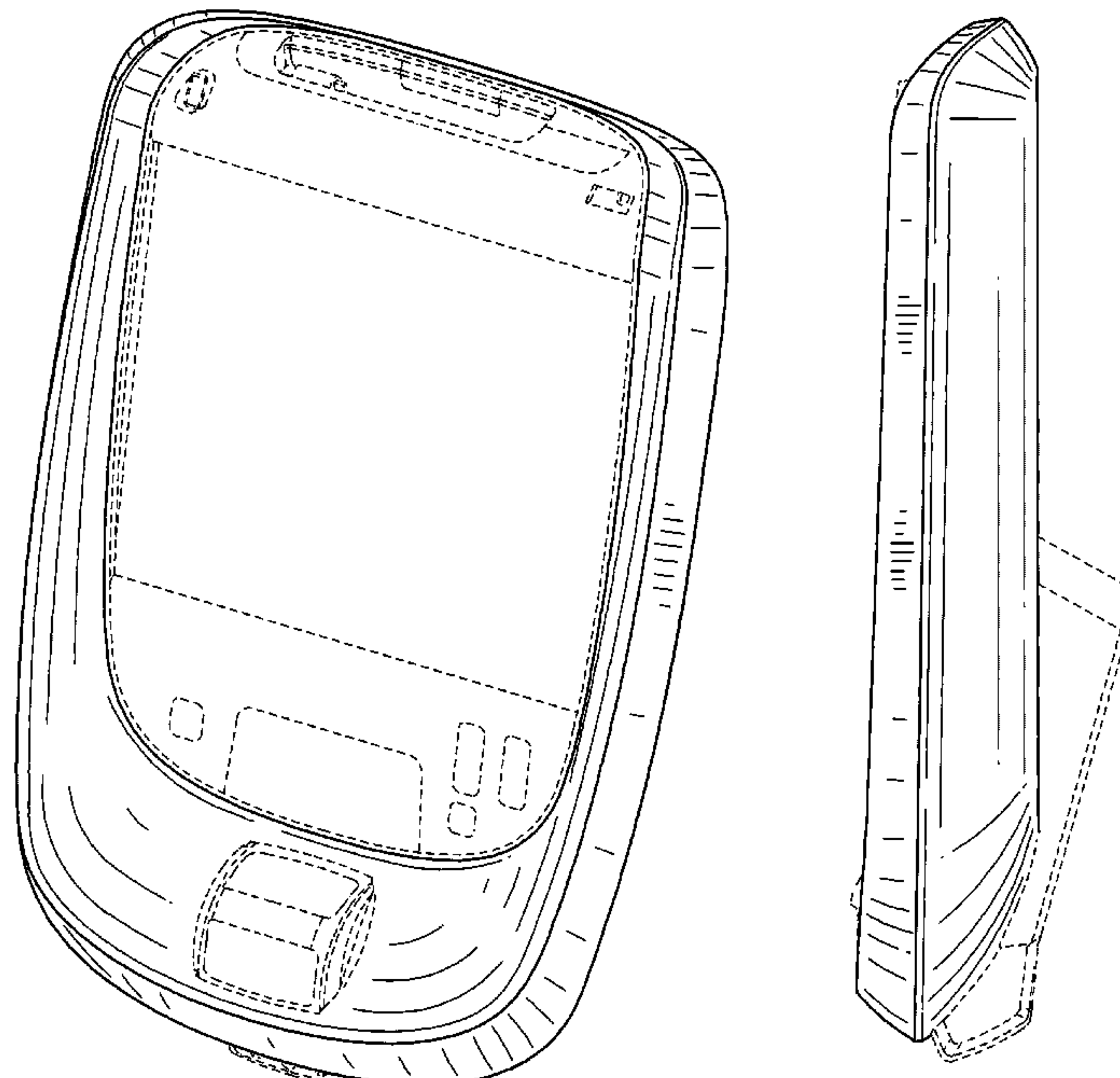
FIG. 5 is a top view of the display panel of FIG. 1;

FIG. 6 is a bottom view of the display panel of FIG. 1; and,

FIG. 7 is a rear view of the display panel of FIG. 1.

The ornamental design that is claimed is shown in solid lines in the drawings. The broken (dashed) lines shown in the drawings are included for the purpose of illustrating environmental elements only and form no part of the claimed design.

1 Claim, 5 Drawing Sheets



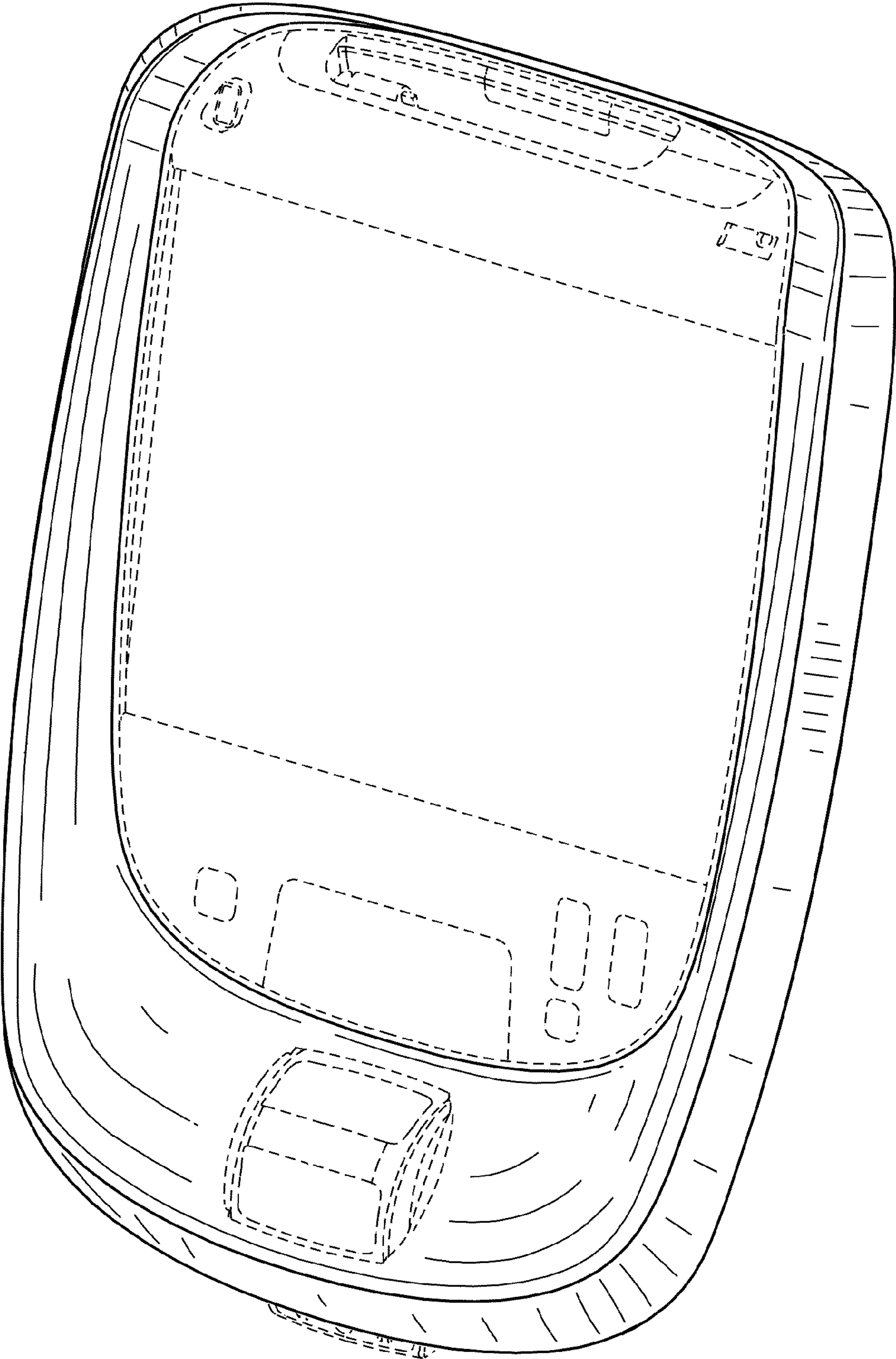


FIG. 1

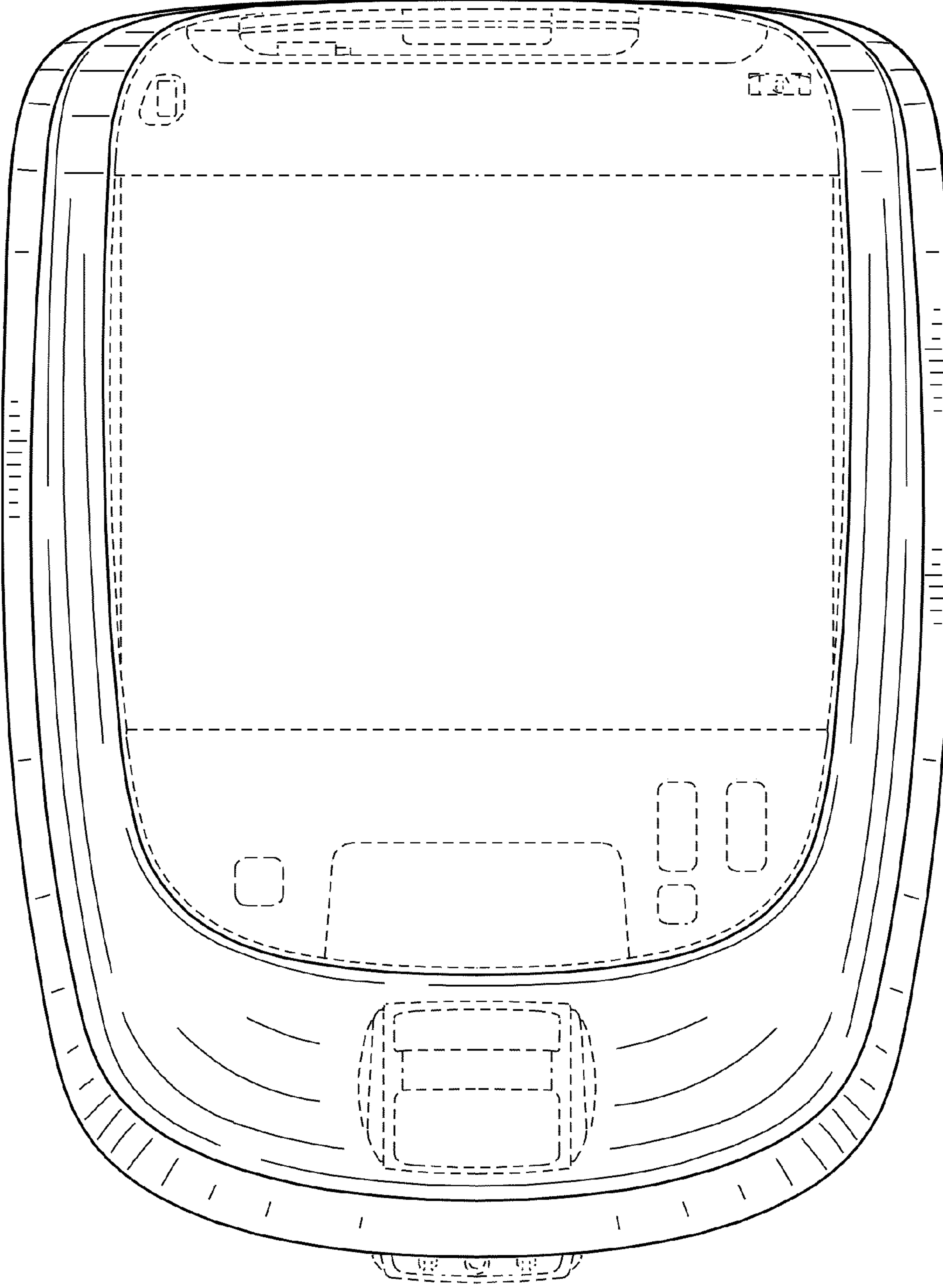


FIG. 2

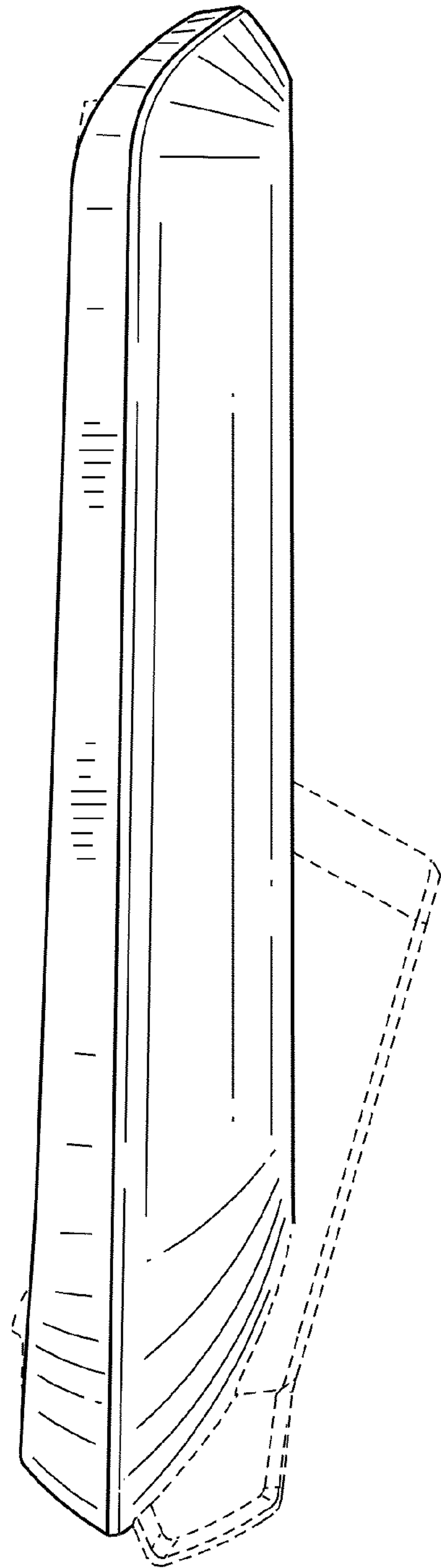


FIG. 3

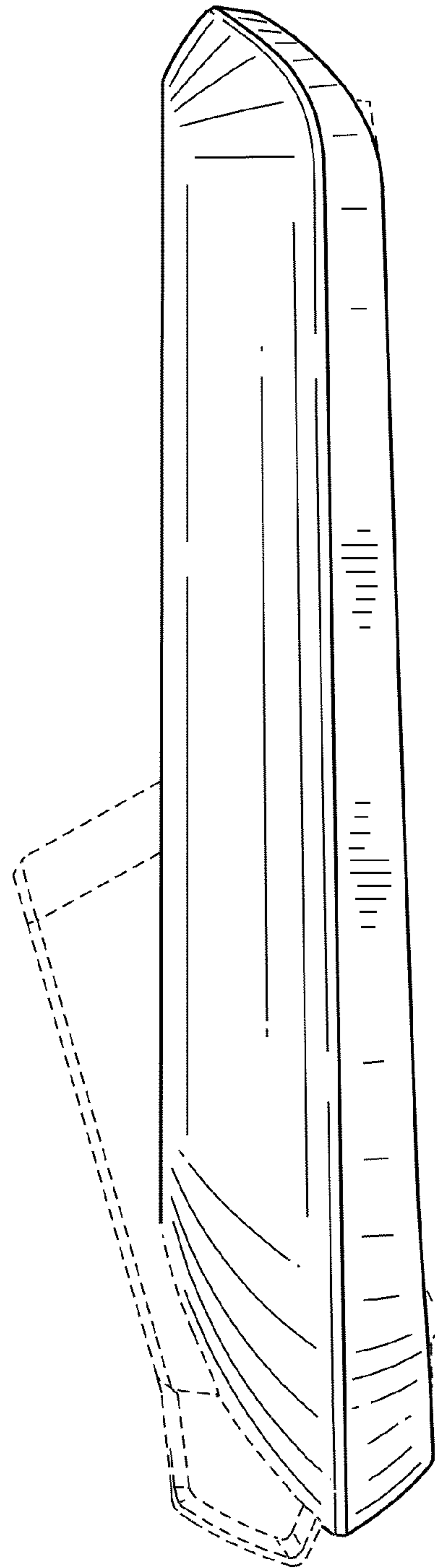


FIG. 4

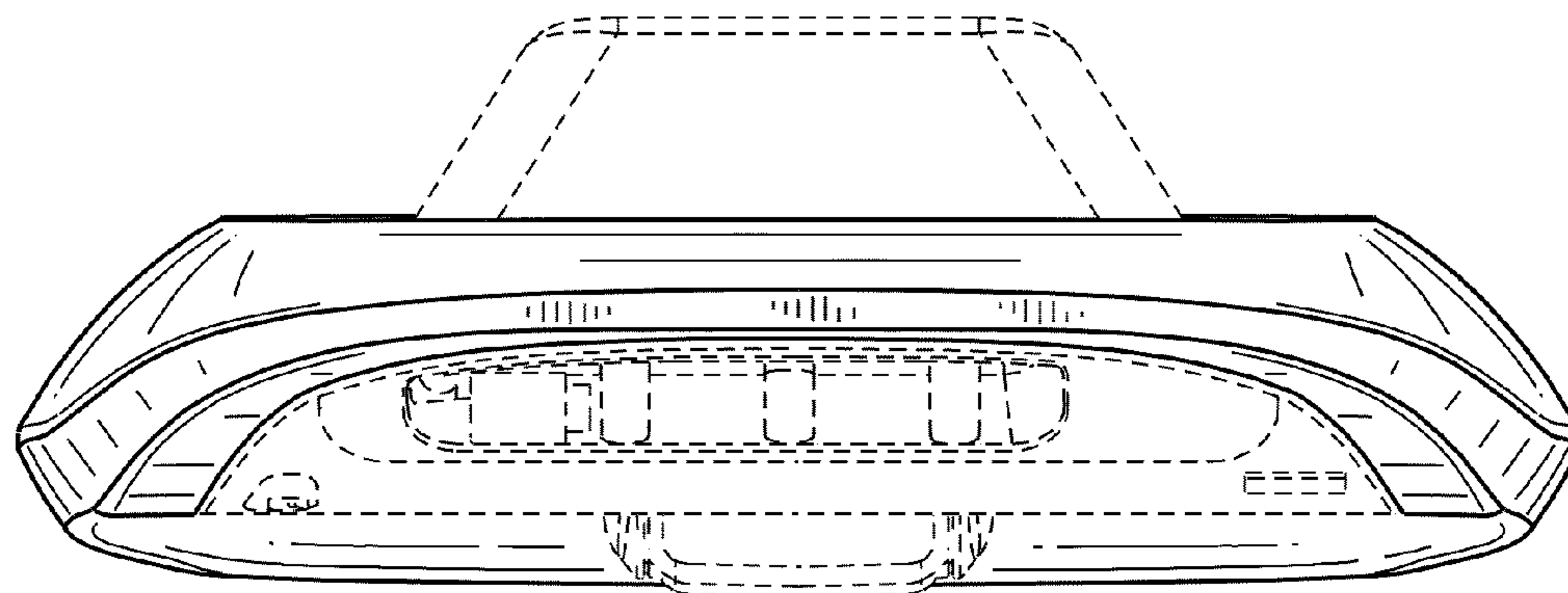


FIG. 5

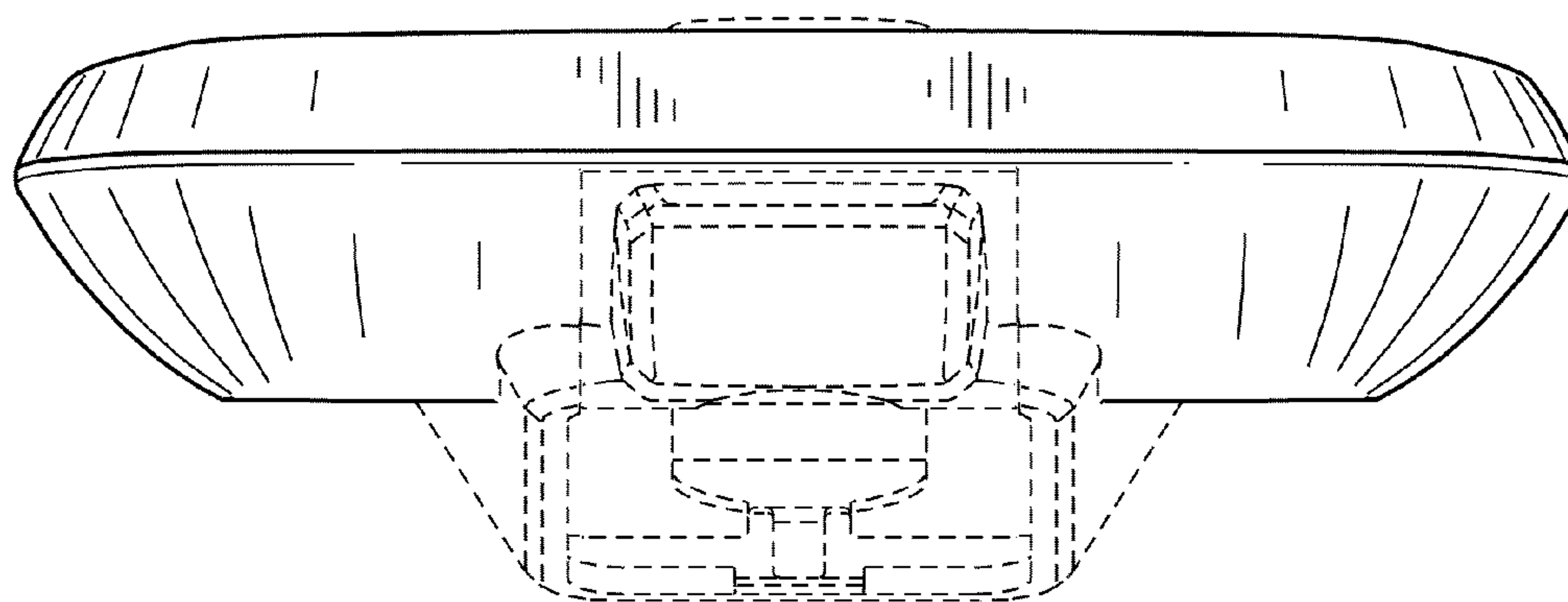


FIG. 6

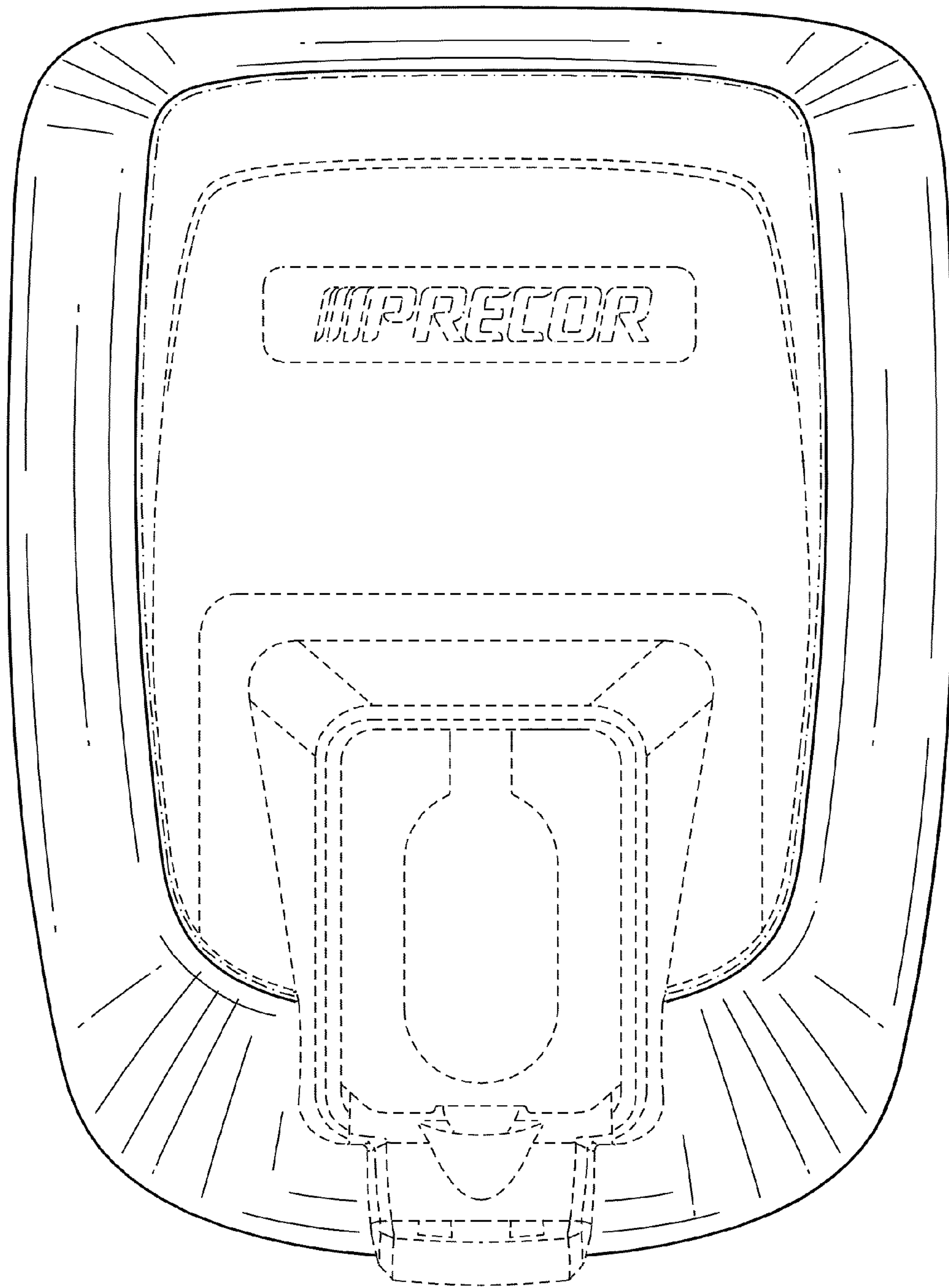


FIG. 7