



US00D651248S

(12) **United States Design Patent**  
**Yuan**

(10) **Patent No.:** **US D651,248 S**  
(45) **Date of Patent:** **\*\* Dec. 27, 2011**

(54) **PEN HOLDER**

(75) Inventor: **Fang Yuan**, Ningbo (CN)

(73) Assignee: **Beifa Group Co., Ltd.**, Ningbo (CN)

(\*\*) Term: **14 Years**

(21) Appl. No.: **29/382,409**

(22) Filed: **Jan. 3, 2011**

(30) **Foreign Application Priority Data**

Jul. 4, 2010 (CN) ..... 2010 3 0237734

(51) **LOC (9) Cl.** ..... **19-06**

(52) **U.S. Cl.** ..... **D19/85**

(58) **Field of Classification Search** ..... D3/206;  
D9/414, 424; D11/143; D19/65, 75, 77-92,  
D19/100; D34/1; 206/214, 224, 371, 443,  
206/486; 211/69.1-69.9

See application file for complete search history.

(56) **References Cited**

**U.S. PATENT DOCUMENTS**

- 2,111,884 A \* 3/1938 Cahaney ..... 220/804
- D211,883 S \* 8/1968 McCre ..... D11/143
- D237,108 S \* 10/1975 Mende ..... D3/266
- 4,488,667 A \* 12/1984 Swett et al. .... 222/485
- D280,740 S \* 9/1985 Wang ..... D19/77
- D283,479 S \* 4/1986 Swett et al. .... D7/596
- D289,722 S \* 5/1987 Neiser ..... D7/624.1
- D299,477 S \* 1/1989 Klodt ..... D19/85
- D308,076 S \* 5/1990 Gecchelin ..... D19/85
- D317,261 S \* 6/1991 Brown et al. .... D9/782
- D335,728 S \* 5/1993 Dziersk et al. .... D34/1
- D358,916 S \* 5/1995 Barbieri ..... D34/1
- 5,544,764 A \* 8/1996 Cima ..... 211/60.1
- D424,378 S \* 5/2000 Bacon et al. .... D7/602
- D439,838 S \* 4/2001 Sagel et al. .... D9/430
- D442,861 S \* 5/2001 Sagel ..... D9/430
- D462,997 S \* 9/2002 Slater et al. .... D19/85
- D462,998 S \* 9/2002 Slater et al. .... D19/85

- 6,561,414 B1 \* 5/2003 Cai ..... 229/400
- D477,636 S \* 7/2003 Chen ..... D19/85
- D483,918 S \* 12/2003 Yeh ..... D34/1
- D498,979 S \* 11/2004 Bhavnani ..... D7/510
- D500,789 S \* 1/2005 Mandel ..... D19/36
- D540,620 S \* 4/2007 Bushkovsky ..... D7/509
- D560,722 S \* 1/2008 Huang ..... D19/85
- D578,148 S \* 10/2008 Anderson ..... D15/145
- D578,927 S \* 10/2008 Brandstatter ..... D11/146
- 7,455,191 B2 \* 11/2008 Bhavnani ..... 220/592.17
- D585,707 S \* 2/2009 Weinstein ..... D7/612

(Continued)

**OTHER PUBLICATIONS**

Yuan, F., "Clip Holder," U.S. Appl. No. 29/382,411, filed Jan. 3, 2011.

(Continued)

*Primary Examiner* — Elizabeth Albert

(74) *Attorney, Agent, or Firm* — Christensen O'Connor Johnson Kindness PLLC

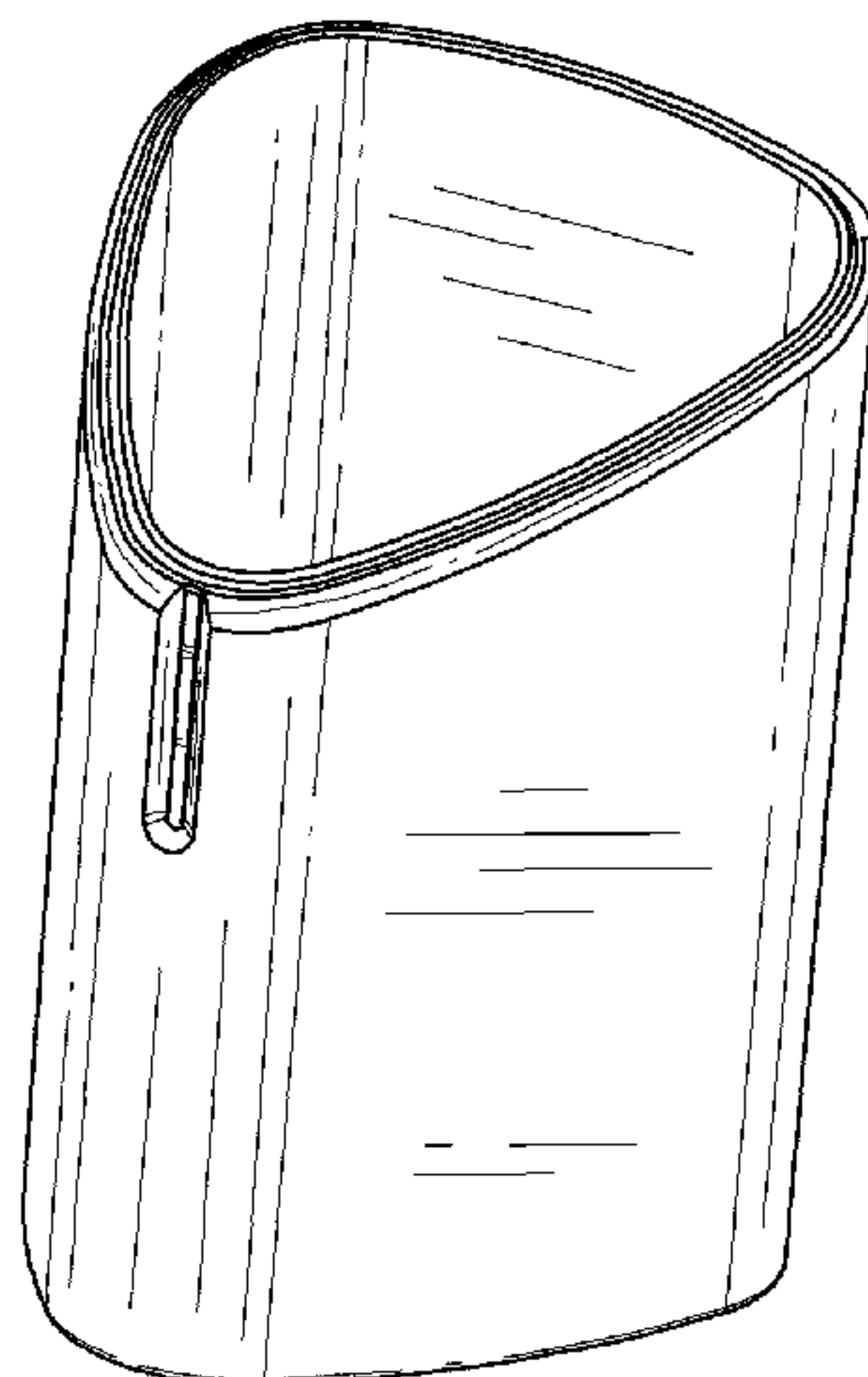
(57) **CLAIM**

The ornamental design for a pen holder, as shown and described.

**DESCRIPTION**

FIG. 1 is an upper front right perspective view of a pen holder showing my new design;  
 FIG. 2 is a front elevation view thereof;  
 FIG. 3 is a rear elevation view thereof;  
 FIG. 4 is a right side elevation view thereof, with the left side elevation view being a mirror image of the right side elevation view;  
 FIG. 5 is a top plan view thereof; and,  
 FIG. 6 is a bottom plan view thereof.  
 The broken lines around the inside surface in FIG. 5 are included for the purpose of illustrating a portion of the pen holder that forms no part of the claimed design.

**1 Claim, 4 Drawing Sheets**



# US D651,248 S

Page 2

---

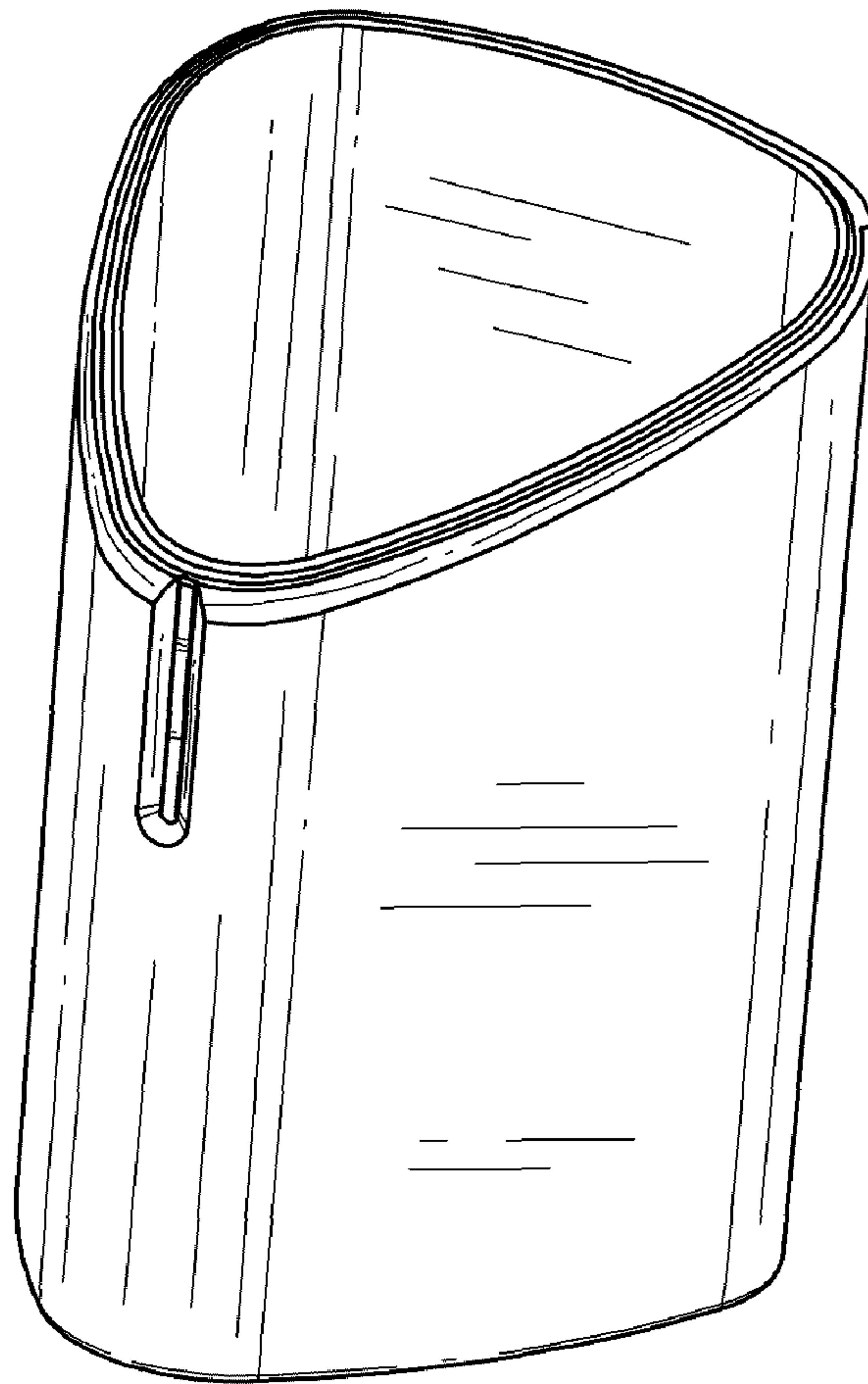
## U.S. PATENT DOCUMENTS

D593,796 S \* 6/2009 Kevan ..... D7/400  
D622,606 S \* 8/2010 Masotti et al. .... D9/561  
D629,256 S \* 12/2010 Sellers ..... D7/590  
7,866,128 B2 \* 1/2011 Buisson et al. .... 53/475  
D637,904 S \* 5/2011 Anderson et al. .... D9/430

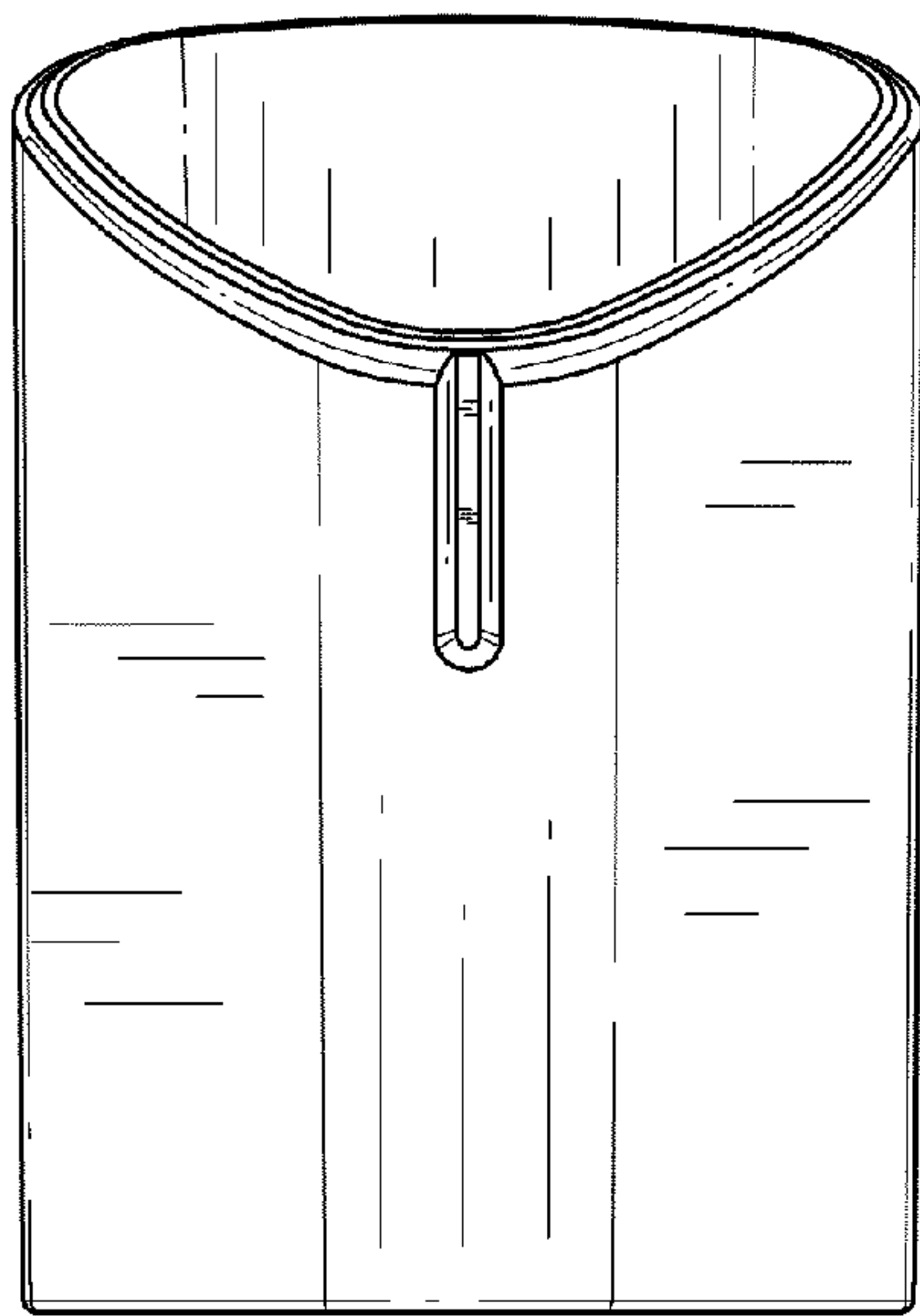
## OTHER PUBLICATIONS

Yuan, F., "Card Holder," U.S. Appl. No. 29/382,414, filed Jan. 3, 2011.

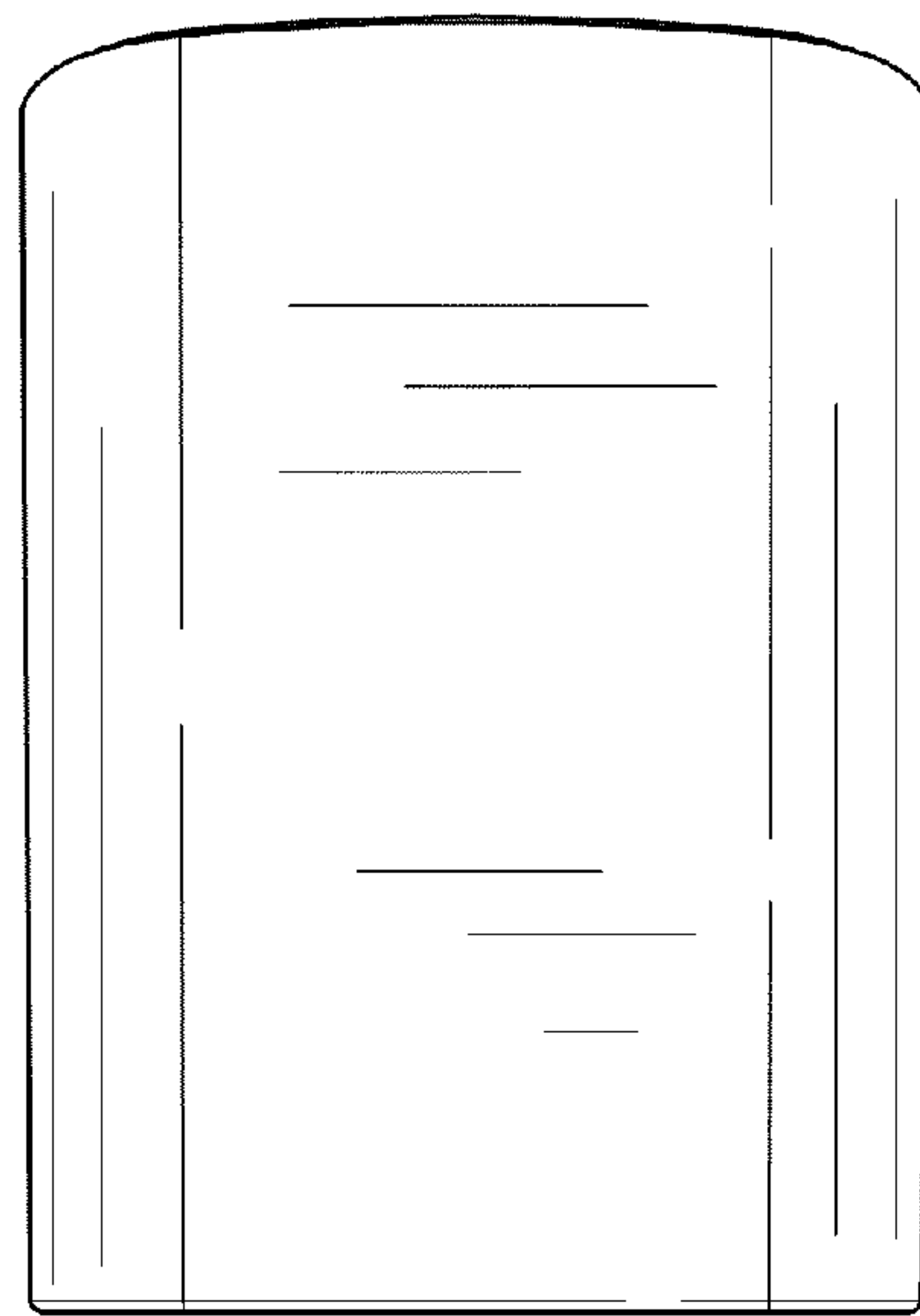
\* cited by examiner




*Fig. 1*



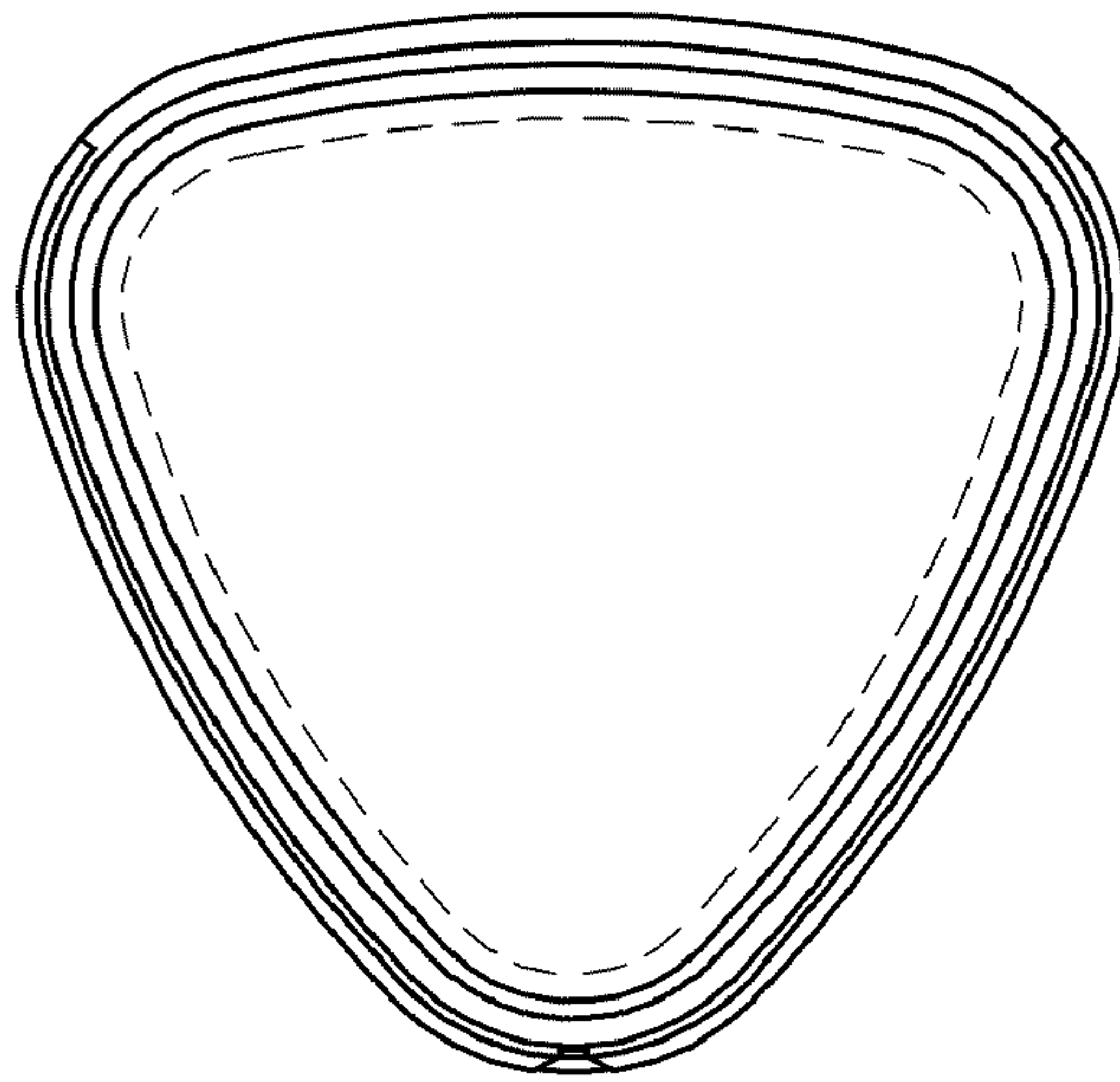
*Fig. 2*



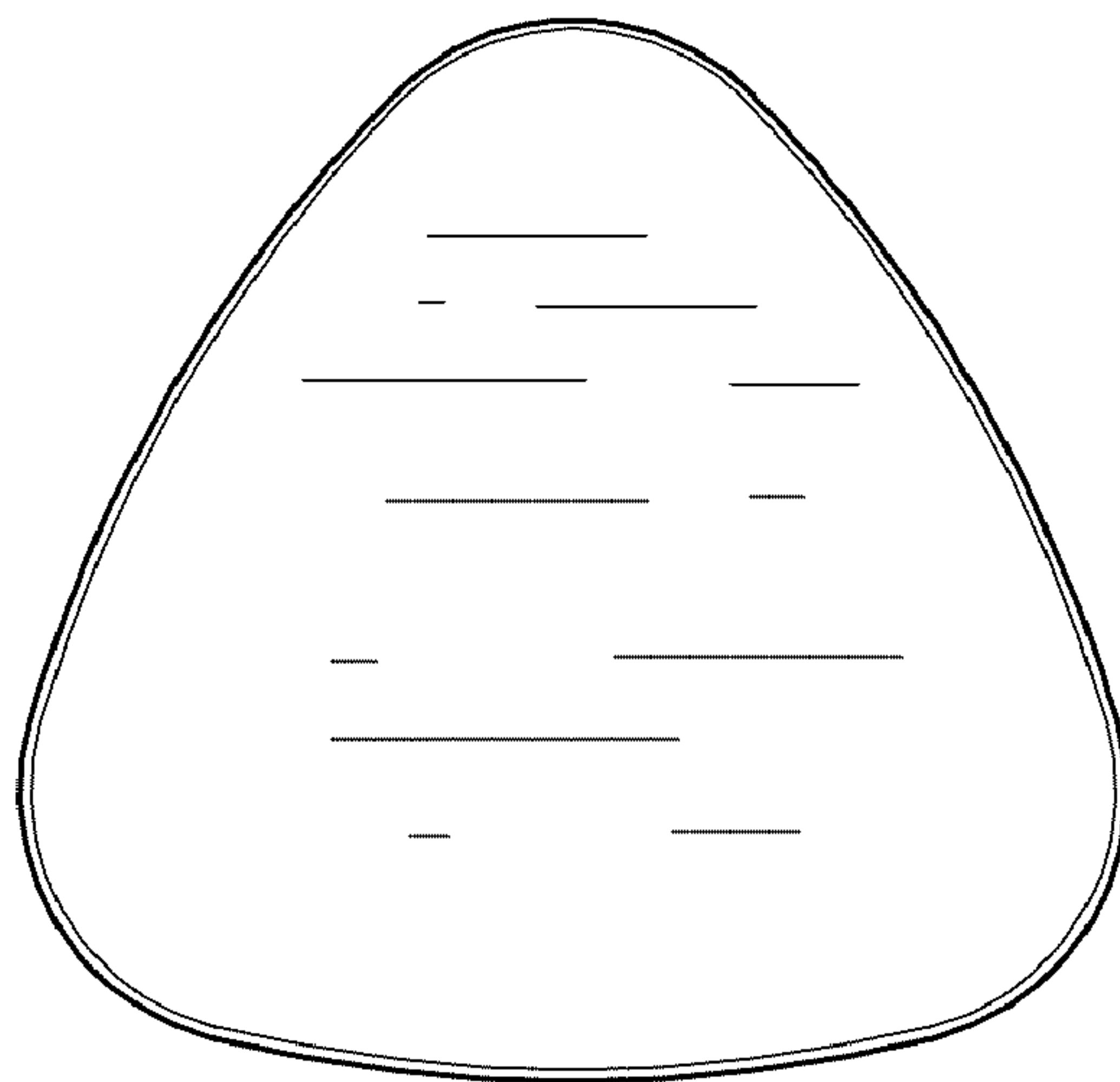
*Fig. 3*



*Fig. 4*



*Fig. 5*



*Fig. 6*