



US00D651244S

(12) **United States Design Patent**
Yuan

(10) **Patent No.:** **US D651,244 S**
(45) **Date of Patent:** **** Dec. 27, 2011**

- (54) **PEN**
- (75) Inventor: **Fang Yuan**, Ningbo (CN)
- (73) Assignee: **Beifa Group Co., Ltd.**, Ningbo (CN)
- (**) Term: **14 Years**
- (21) Appl. No.: **29/383,702**
- (22) Filed: **Jan. 20, 2011**
- (30) **Foreign Application Priority Data**

Jul. 24, 2010 (CN) 2010 3 0254406

- (51) **LOC (9) Cl.** **19-06**
- (52) **U.S. Cl.** **D19/50**
- (58) **Field of Classification Search** D19/35,
D19/36, 41-51, 54-58; D14/411, 431; 24/11 R,
24/11 F, 11 P; 401/52, 99, 100, 104-109,
401/192, 195, 196
See application file for complete search history.

(56) **References Cited**

U.S. PATENT DOCUMENTS

D104,542 S	5/1937	Pearce	
D250,478 S	12/1978	Jahraus	
D465,238 S	* 11/2002	Qiu	D19/50
D472,577 S	* 4/2003	Sakuno et al.	D19/51
D476,364 S	* 6/2003	Bain	D19/51
D478,125 S	8/2003	Chen	
D478,626 S	8/2003	Stropkay	
D480,423 S	10/2003	Kung	
D487,114 S	* 2/2004	Santa Maria et al.	D19/50
D502,507 S	3/2005	Wang	
D525,302 S	* 7/2006	Togawa	D19/51
D534,586 S	* 1/2007	Togawa	D19/50
D534,955 S	1/2007	Xiong	
D538,343 S	3/2007	Morton	
D548,281 S	8/2007	Tien	
D548,788 S	8/2007	Anand	

D548,791 S	8/2007	Santa Maria	
D549,778 S	* 8/2007	Kent et al.	D19/51
D562,891 S	* 2/2008	Qiu et al.	D19/47
D562,895 S	* 2/2008	Shibata	D19/50
D565,102 S	3/2008	Anand	
D566,763 S	* 4/2008	Kowalczyk	D19/50
D575,821 S	8/2008	Tan	
D575,822 S	* 8/2008	Rolion et al.	D19/50
D576,675 S	* 9/2008	Kent et al.	D19/49
D583,413 S	* 12/2008	Li	D19/49
D587,752 S	3/2009	Shimizu	
D603,452 S	* 11/2009	Rolion et al.	D19/50
D603,453 S	* 11/2009	Rolion et al.	D19/50
D605,701 S	12/2009	Zhang	
D607,932 S	* 1/2010	Zhang	D19/48

(Continued)

OTHER PUBLICATIONS

Li, B., "Pen," U.S. Appl. No. 29/382,823, filed Jan. 7, 2011.

(Continued)

Primary Examiner — Elizabeth Albert
(74) *Attorney, Agent, or Firm* — Christensen O'Connor Johnson Kindness PLLC

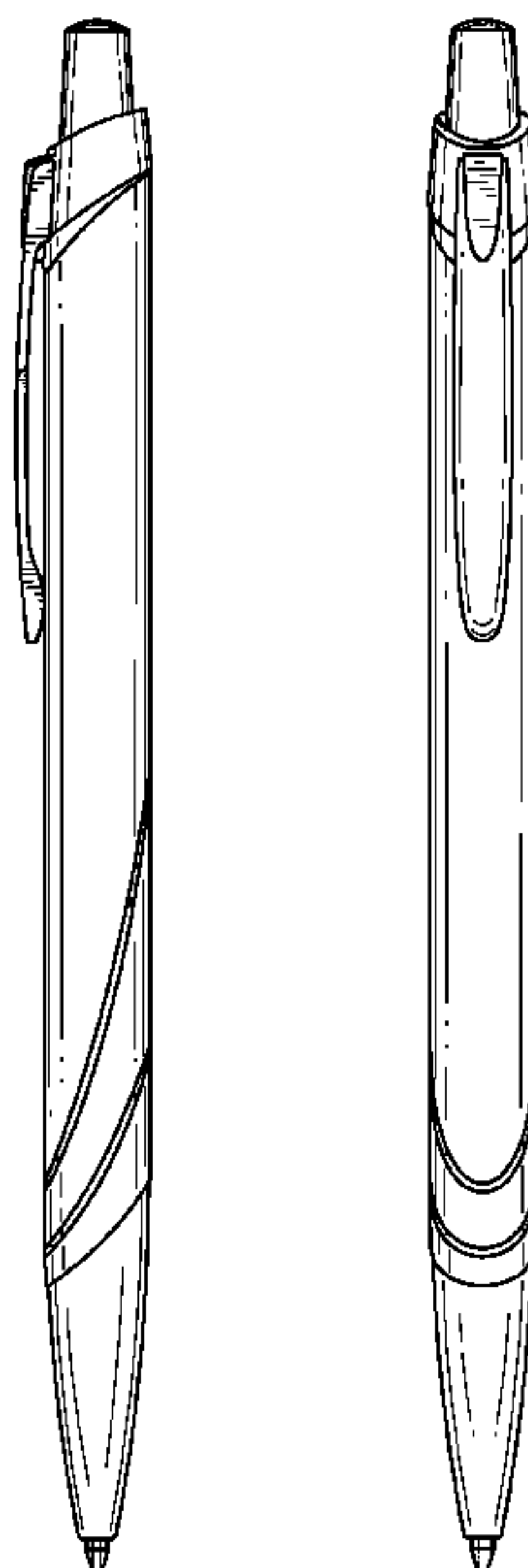
(57) **CLAIM**

The ornamental design for a pen, as shown and described.

DESCRIPTION

FIG. 1 is an upper front right perspective view of a pen showing my new design;
FIG. 2 is a right side elevation view thereof, with the left side elevation view being a mirror image of the right side elevation view;
FIG. 3 is a front elevation view thereof;
FIG. 4 is a rear elevation view thereof;
FIG. 5 is an enlarged top plan view thereof; and,
FIG. 6 is an enlarged bottom plan view thereof.

1 Claim, 3 Drawing Sheets



US D651,244 S

Page 2

U.S. PATENT DOCUMENTS

D609,748 S * 2/2010 Achzet et al. D19/55
D619,169 S * 7/2010 Kent et al. D19/48
D630,247 S * 1/2011 Shimizu D19/50
D631,913 S * 2/2011 Li D19/48
D641,407 S * 7/2011 Li D19/50
D641,408 S * 7/2011 Zhang D19/50
D641,788 S * 7/2011 Rolion et al. D19/50

OTHER PUBLICATIONS

Liang, W., "Pen," U.S. Appl. No. 29/383,350, filed Jan. 14, 2011.
Liang, W., "Pen," U.S. Appl. No. 29/383,939, filed Jan. 24, 2011.
Yuan, F., "Pen," U.S. Appl. No. 29/383,557, filed Jan. 19, 2011.
Yuan, F., "Pen," U.S. Appl. No. 29/383,704, filed Jan. 20, 2011.
Zhang, Y., "Pen," U.S. Appl. No. 29/365,887, filed Jul. 16, 2010.

* cited by examiner

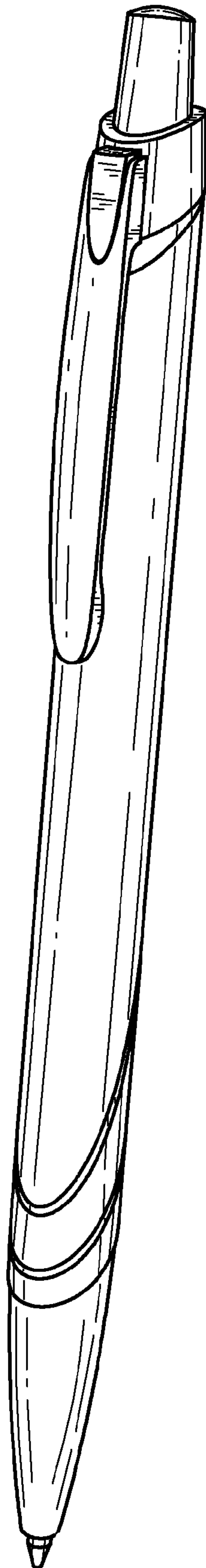


Fig. 1.



Fig. 2.

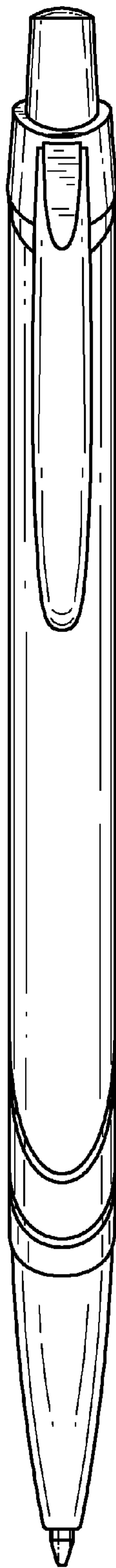


Fig. 3.

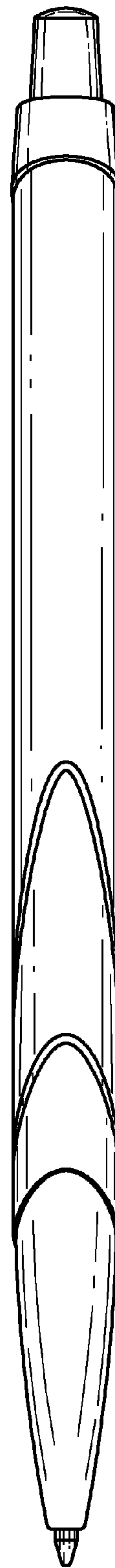


Fig. 4.

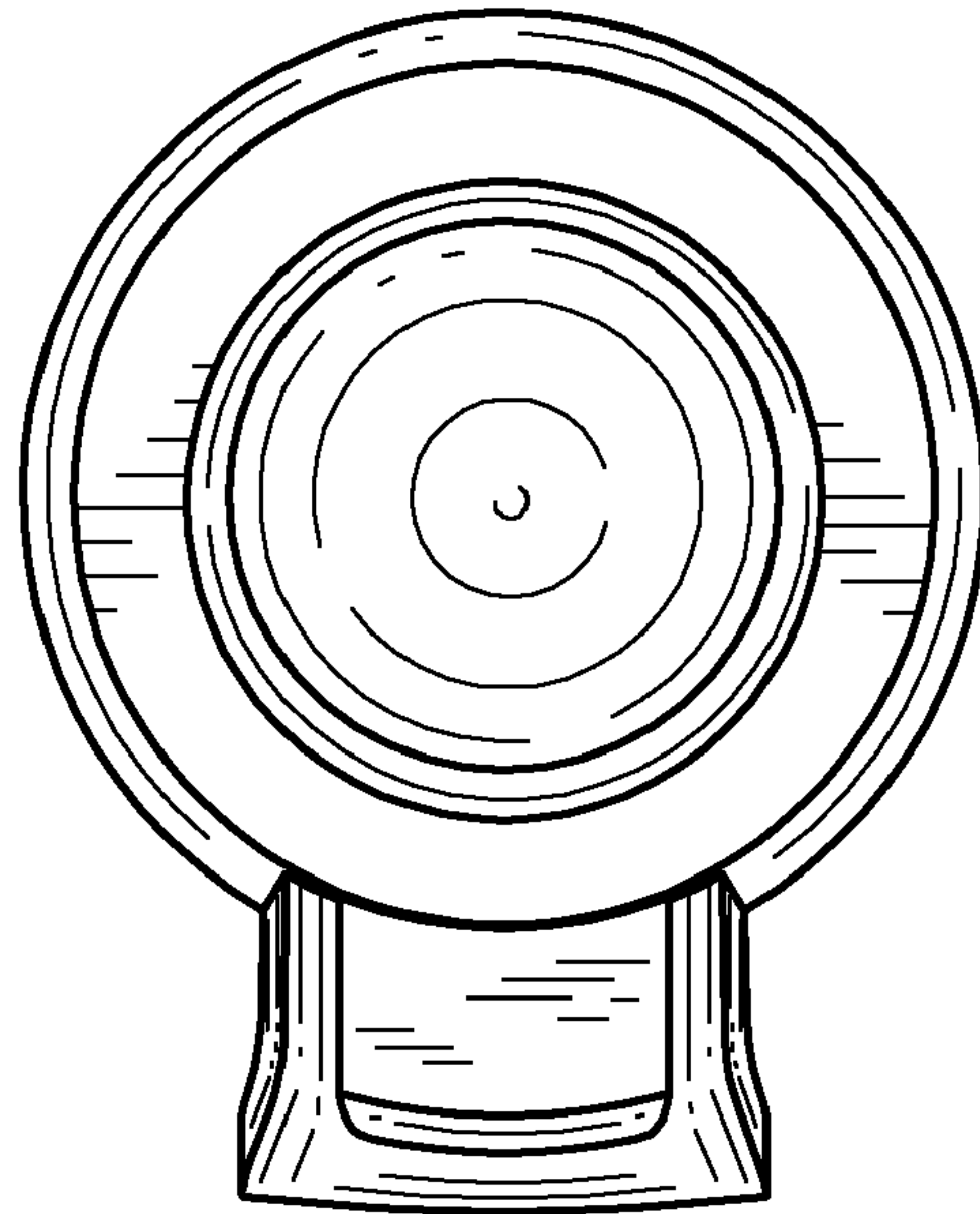


Fig. 5.

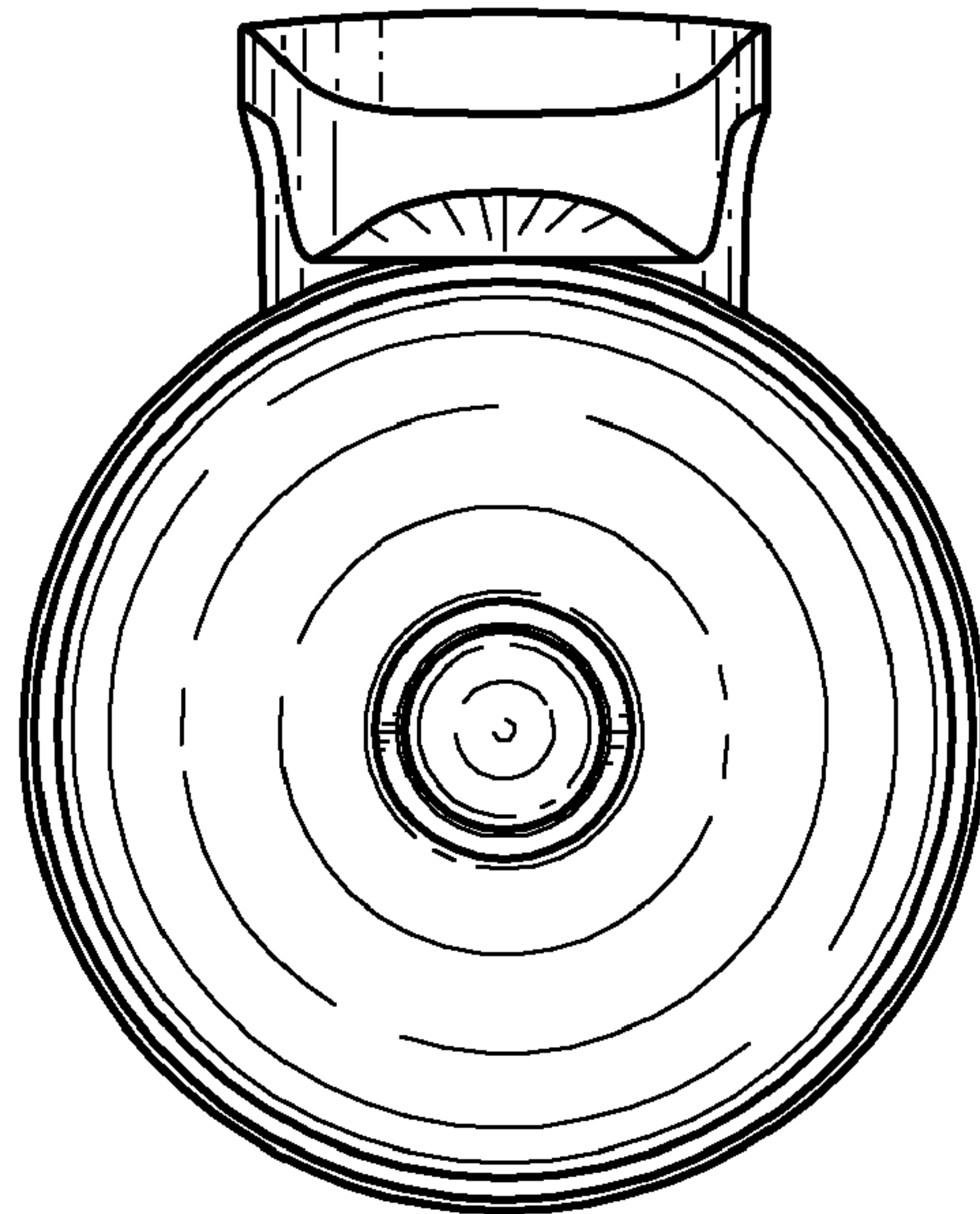


Fig. 6.