



US00D651240S

(12) **United States Design Patent**
Liang

(10) **Patent No.:** **US D651,240 S**

(45) **Date of Patent:** **** Dec. 27, 2011**

(54) **PEN**

(75) Inventor: **Wenyan Liang**, Ningbo (CN)

(73) Assignee: **Beifa Group Co., Ltd.**, Ningbo (CN)

(**) Term: **14 Years**

(21) Appl. No.: **29/383,356**

(22) Filed: **Jan. 14, 2011**

(30) **Foreign Application Priority Data**

Jul. 24, 2010 (CN) 2010 3 0254444

(51) **LOC (9) Cl.** **19-06**

(52) **U.S. Cl.** **D19/48**

(58) **Field of Classification Search** D19/35,
D19/36, 41-51, 54-58; D14/411, 431; 24/11 R,
24/11 F, 11 P; 401/52, 99, 100, 104-109,
401/192, 195, 196
See application file for complete search history.

(56) **References Cited**

U.S. PATENT DOCUMENTS

D189,735 S	2/1961	Platt	
D211,296 S	6/1968	Corr, Jr.	
D269,189 S	5/1983	Sakaoka	
D306,458 S *	3/1990	Lecce	D19/48
D316,427 S *	4/1991	Tinz	D19/48
D324,067 S	2/1992	Katami	
D356,306 S *	3/1995	Ady et al.	D14/411
D389,131 S	1/1998	Nagaoka	
D418,541 S	1/2000	Mayer	
D440,602 S *	4/2001	Ikeda	D19/48
D441,018 S	4/2001	Droege	
D465,238 S *	11/2002	Qiu	D19/50
D476,364 S	6/2003	Bain	
D480,756 S *	10/2003	Hwang	D19/48
D496,401 S *	9/2004	Anand	D19/51
D499,139 S *	11/2004	Oka	D19/47

D502,507 S	3/2005	Wang	
D538,343 S	3/2007	Morton	
D538,853 S *	3/2007	Loesel	D19/51
D549,778 S *	8/2007	Kent et al.	D19/51
D559,318 S	1/2008	Qiu	
D562,387 S *	2/2008	Qiu et al.	D19/44
D562,893 S *	2/2008	Qiu et al.	D19/48
D565,102 S	3/2008	Anand	
D566,763 S *	4/2008	Kowalczyk	D19/50
D567,856 S	4/2008	Loesel	
D570,412 S *	6/2008	Qiu et al.	D19/50
D572,758 S *	7/2008	Loesel	D19/50
D605,699 S *	12/2009	Li	D19/48
D605,701 S	12/2009	Zhang	
D626,995 S *	11/2010	Ikeda	D19/48
D641,408 S *	7/2011	Zhang	D19/50

OTHER PUBLICATIONS

Zhang, Y., "Pen," U.S. Appl. No. 29/365,887, filed Jul. 16, 2010.

* cited by examiner

Primary Examiner — Elizabeth Albert

(74) *Attorney, Agent, or Firm* — Christensen O'Connor Johnson Kindness PLLC

(57) **CLAIM**

The ornamental design for a pen, as shown and described.

DESCRIPTION

FIG. 1 is an upper front right perspective view of a pen showing my new design;

FIG. 2 is a right side elevation view thereof, with the left side elevation view being a mirror image of the right side elevation view;

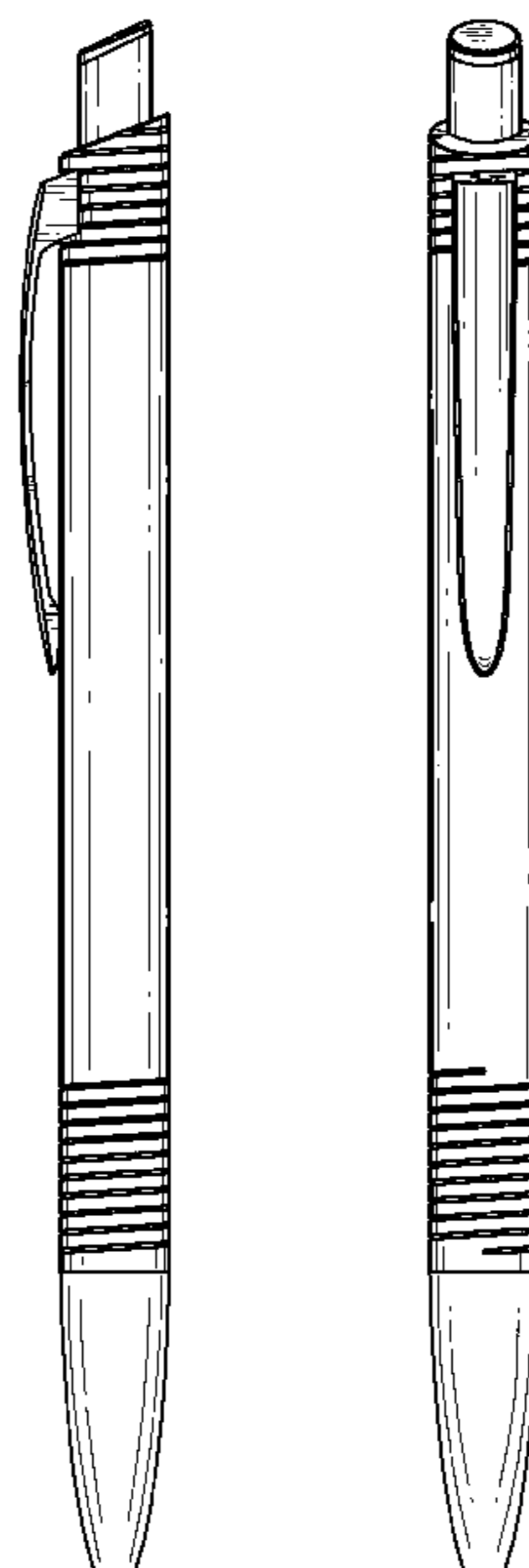
FIG. 3 is a front elevation view thereof;

FIG. 4 is a rear elevation view thereof;

FIG. 5 is an enlarged top plan view thereof; and,

FIG. 6 is an enlarged bottom plan view thereof.

1 Claim, 3 Drawing Sheets



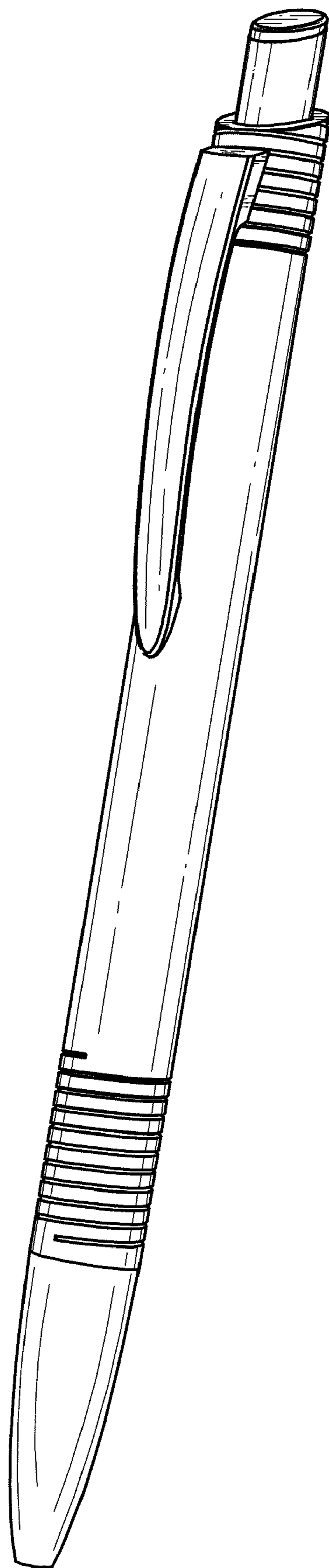


Fig. 1.




Fig. 2.




Fig. 3.

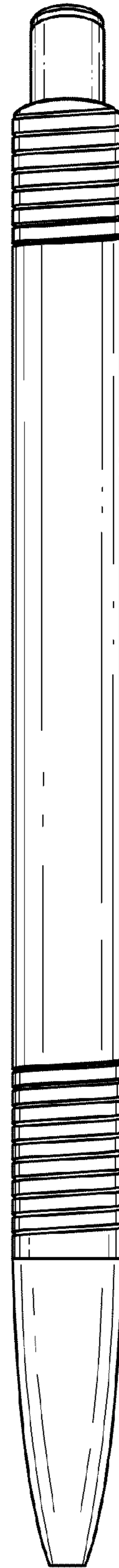


Fig. 4.

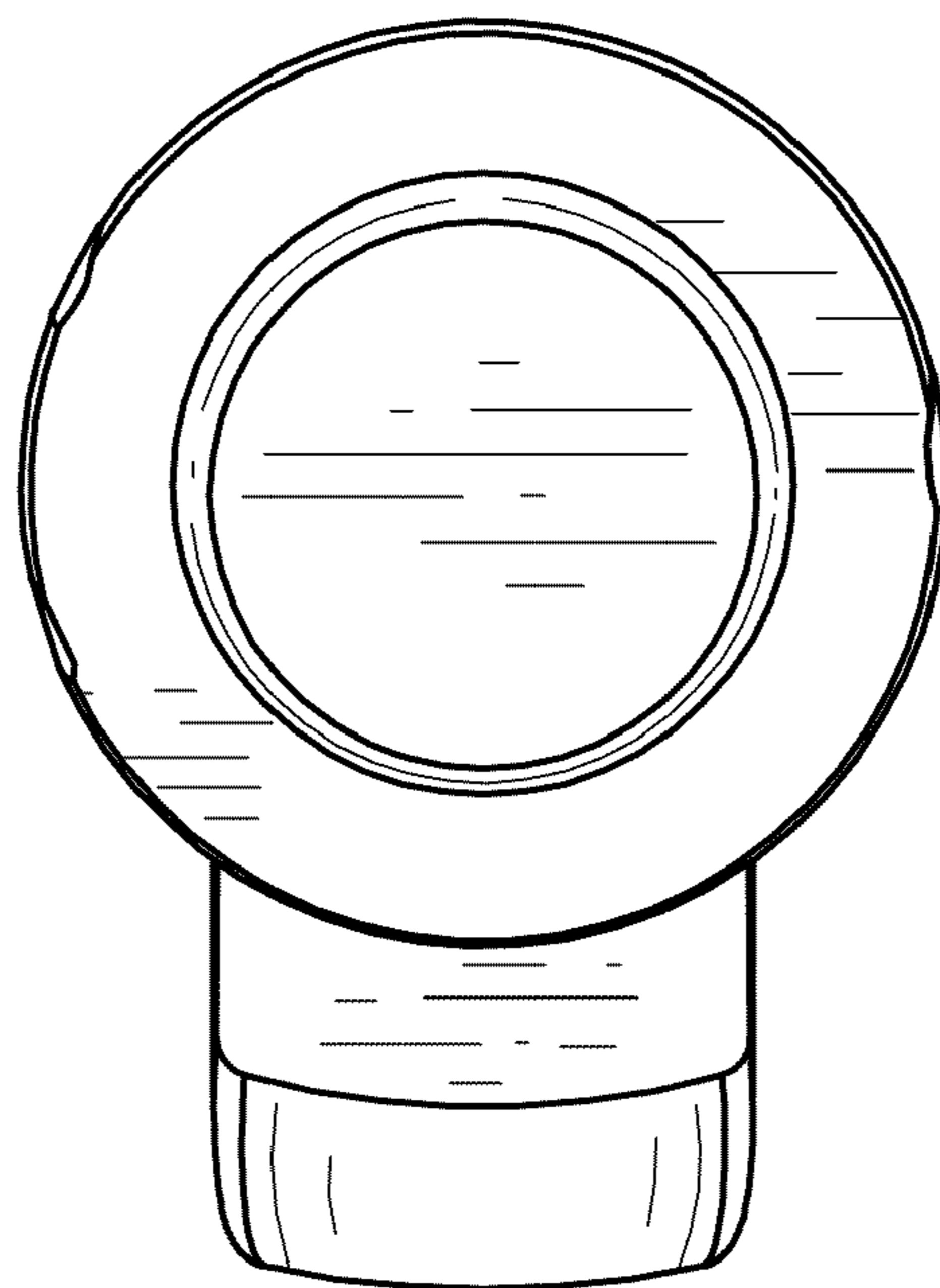


Fig. 5.

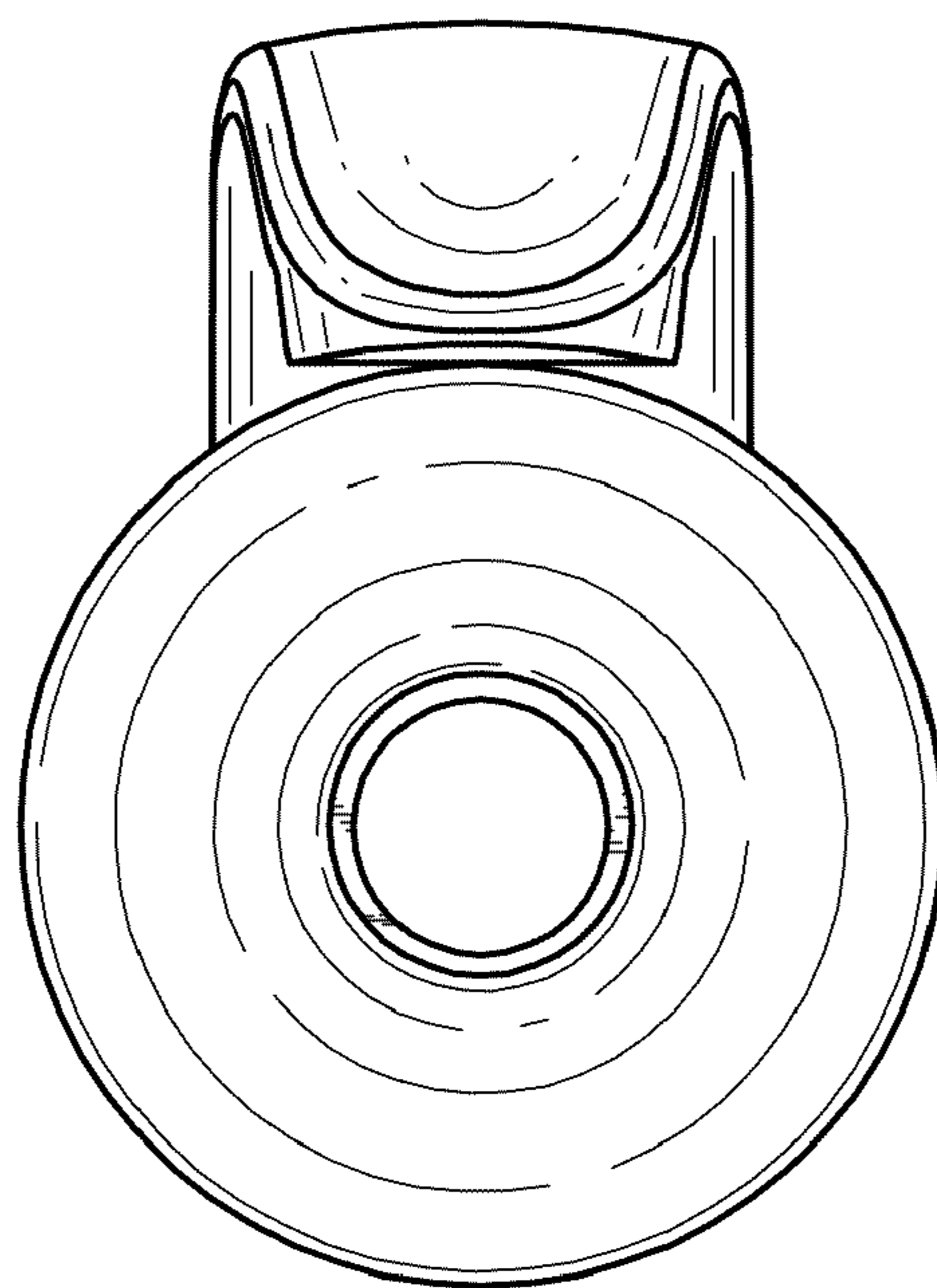


Fig. 6.