

US00D651239S

(12) **United States Design Patent**
Kendall

(10) **Patent No.:** **US D651,239 S**

(45) **Date of Patent:** **** Dec. 27, 2011**

(54) **EXPANDABLE FILE**

(75) Inventor: **Chad Kendall**, Peabody, MA (US)

(73) Assignee: **Staples The Office Superstore, LLC**, Framingham, MA (US)

(**) Term: **14 Years**

(21) Appl. No.: **29/389,617**

(22) Filed: **Apr. 14, 2011**

(51) **LOC (9) Cl.** **19-04**

(52) **U.S. Cl.** **D19/26**

(58) **Field of Classification Search** D19/26-33,
D19/75, 77-92, 99, 100; 206/215, 425, 555,
206/556; 211/11; 229/67.1-67.4, 72, 928;
281/42, 45; 283/37; 312/183; 402/79, 80 R;
493/918, 947

See application file for complete search history.

(56) **References Cited**

U.S. PATENT DOCUMENTS

1,175,691	A *	3/1916	Blizard	229/67.1
1,463,827	A *	8/1923	McNeill et al.	281/45
3,348,325	A *	10/1967	Snclgrove	40/401
4,403,883	A *	9/1983	Sorin	402/79
4,422,672	A *	12/1983	Levi	383/39
D278,352	S *	4/1985	Wenstrom et al.	D19/26
4,516,871	A *	5/1985	Leitman	402/79
D323,348	S *	1/1992	Tooker	D19/26
5,174,606	A *	12/1992	Hure	281/45
5,186,565	A *	2/1993	Jack	402/79
5,232,301	A *	8/1993	Bianco	402/73

5,341,982	A *	8/1994	Syers	229/67.1
5,513,457	A *	5/1996	Byrnes et al.	40/405
5,599,128	A *	2/1997	Steiner	402/79
6,299,401	B1 *	10/2001	Pacione	412/1
6,315,484	B1 *	11/2001	Oates, Jr.	402/79
6,568,531	B2 *	5/2003	Johnson	206/449
6,742,810	B2 *	6/2004	Vaughan	281/45
6,776,437	B1 *	8/2004	Ho	283/38
7,980,779	B2 *	7/2011	Barausky et al.	402/79
2010/0209177	A1 *	8/2010	Barausky et al.	402/79

* cited by examiner

Primary Examiner — Elizabeth Albert

(74) *Attorney, Agent, or Firm* — Wolf, Greenfield & Sacks, P.C.

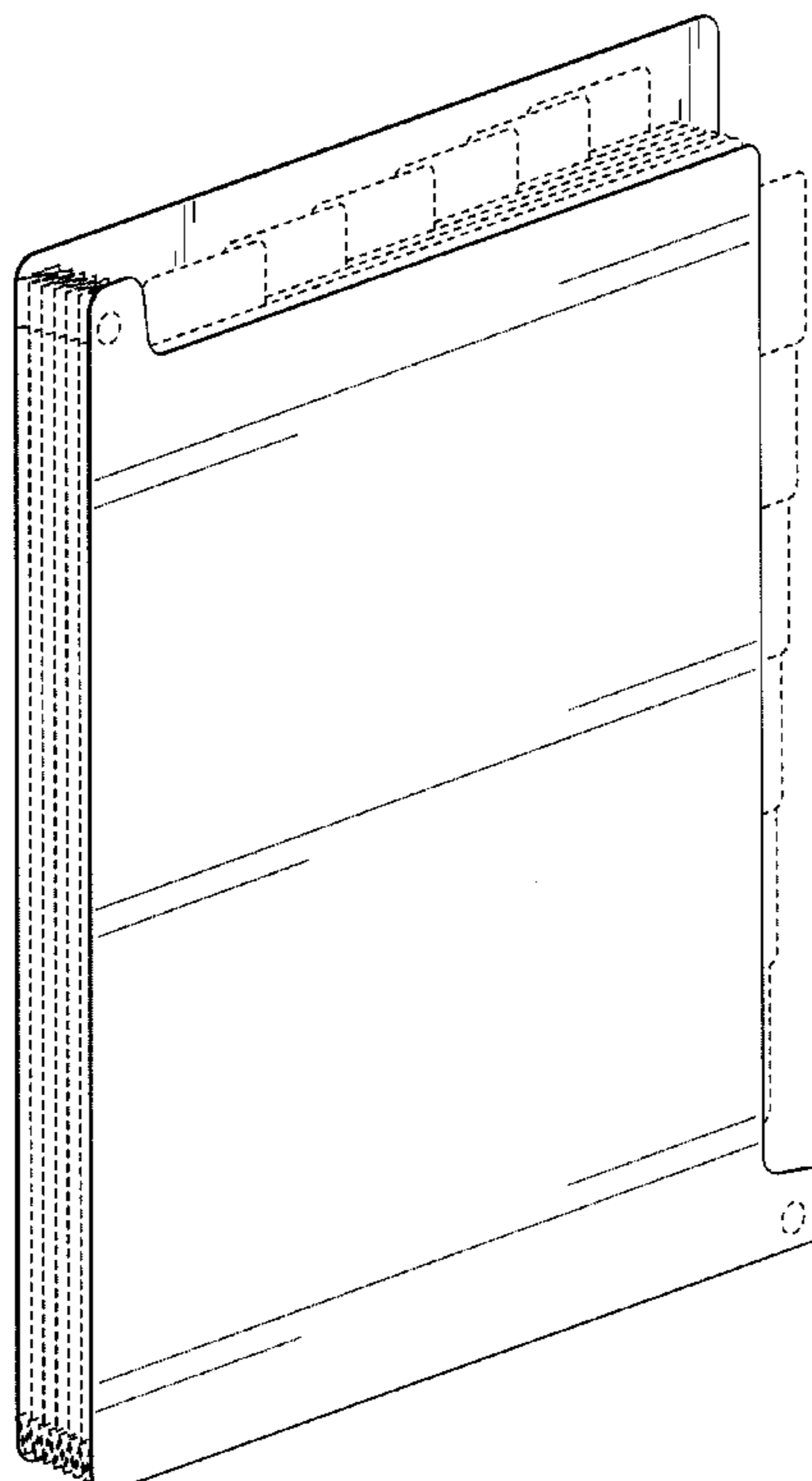
(57) **CLAIM**

The ornamental design for an expandable file, as shown and described.

DESCRIPTION

FIG. 1 is a perspective view of the expandable file;
FIG. 2 is a front elevational view of the expandable file;
FIG. 3 is a rear elevational view of the expandable file;
FIG. 4 is a left side elevational view of the expandable file;
and
FIG. 5 is a right side elevational view of the expandable file;
FIG. 6 is a top plan view of the expandable file; and,
FIG. 7 is a bottom plan view of the expandable file.
The portions of the figures in dashed lines in FIGS. 1-7 are included to show portions that form no part of the claimed design.

1 Claim, 5 Drawing Sheets



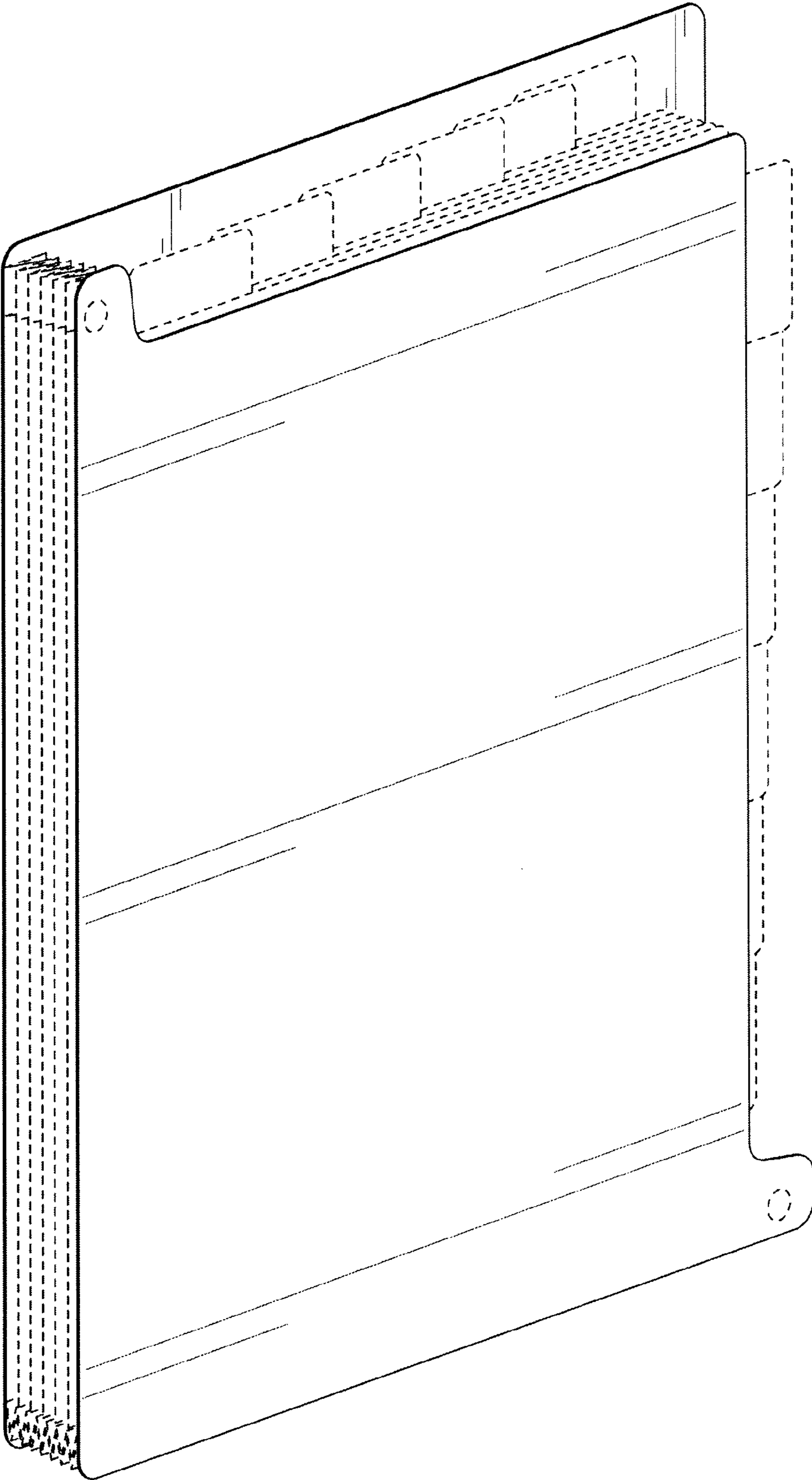


FIG. 1




FIG. 2

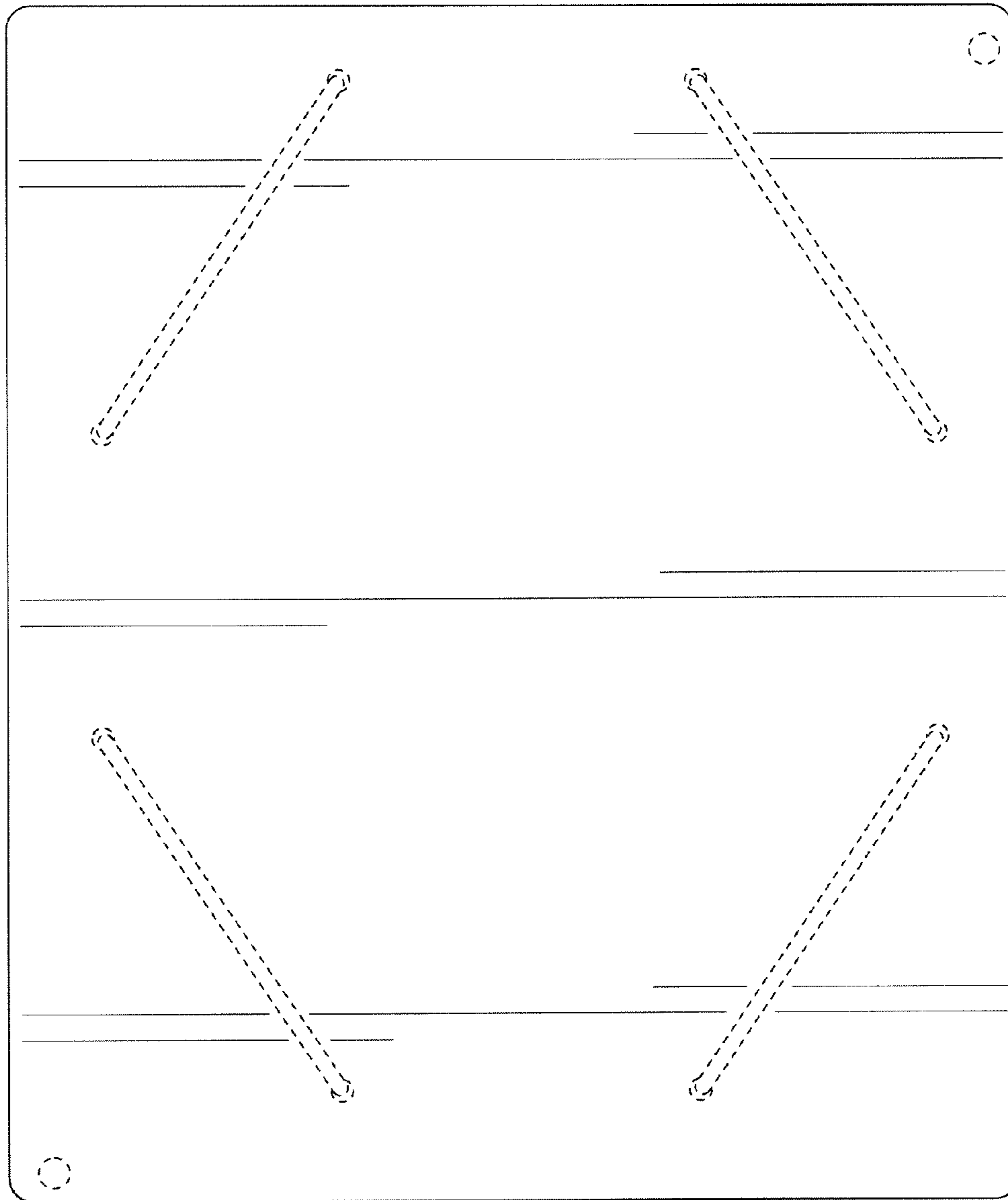


FIG. 3

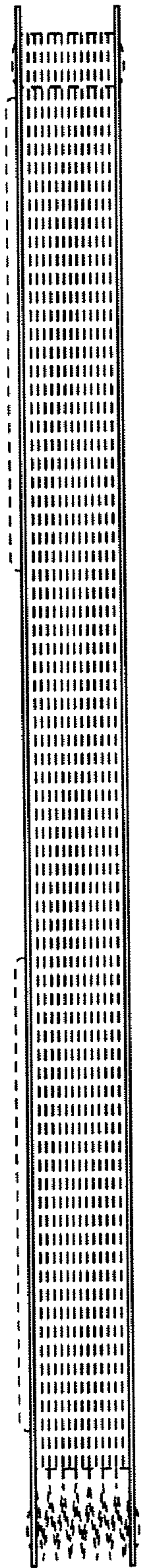


FIG. 4




FIG. 5



FIG. 6




FIG. 7