



US00D651231S

(12) **United States Design Patent**  
**Izumi et al.**

(10) **Patent No.:** **US D651,231 S**  
(45) **Date of Patent:** **\*\* Dec. 27, 2011**

- (54) **ACCESSORY FOR A CAMERA**
- (75) Inventors: **Koji Izumi**, Tokyo (JP); **Masanori Kishi**, Tokyo (JP); **Kazuyoshi Yano**, Tokyo (JP)
- (73) Assignee: **Sony Corporation**, Tokyo (JP)
- (\*\*) Term: **14 Years**
- (21) Appl. No.: **29/371,204**
- (22) Filed: **Nov. 24, 2010**
- (51) **LOC (9) Cl.** ..... **16-05**
- (52) **U.S. Cl.** ..... **D16/237; D16/219**
- (58) **Field of Classification Search** ..... D16/200, D16/208, 218, 219, 237; 348/373-375; 396/540, 396/541, 544  
See application file for complete search history.

- D517,068 S 3/2006 Sakamoto et al.
  - D517,552 S 3/2006 Sakamoto et al.
  - D522,013 S 5/2006 Sakamoto et al.
  - D530,731 S 10/2006 Tanaka et al.
  - D530,732 S 10/2006 Tanaka et al.
  - D532,323 S 11/2006 Gotou et al.
  - D532,410 S 11/2006 Shimizu
  - D532,411 S 11/2006 Shimizu
  - D566,148 S \* 4/2008 Akita ..... D16/202
  - D607,914 S \* 1/2010 Kaplan et al. .... D16/219
- \* cited by examiner

*Primary Examiner* — Adir Aronovich  
(74) *Attorney, Agent, or Firm* — Rader, Fishman & Grauer PLLC

(57) **CLAIM**  
The ornamental design for an accessory for a camera, as shown and described.

**DESCRIPTION**

FIG. 1 is a front, bottom, right perspective view of an accessory for a camera showing our new design; FIG. 2 is a front elevational view thereof; FIG. 3 is a rear elevational view thereof; FIG. 4 is a right side elevational view thereof; FIG. 5 is a left side elevational view thereof; and, FIG. 6 is a bottom plan view thereof. The camera in broken lines is shown for illustrative purposes only and forms no part of the claimed design.

**1 Claim, 5 Drawing Sheets**

- (56) **References Cited**
- U.S. PATENT DOCUMENTS
- D283,624 S \* 4/1986 Maitani et al. .... D16/219
- D321,359 S \* 11/1991 Izumi et al. .... D16/219
- 5,220,366 A \* 6/1993 King ..... 396/544
- D380,296 S \* 7/1997 Smith ..... D16/237
- D458,926 S 6/2002 Goto
- D516,080 S 2/2006 Sakamoto et al.
- D516,443 S 3/2006 Gotou et al.

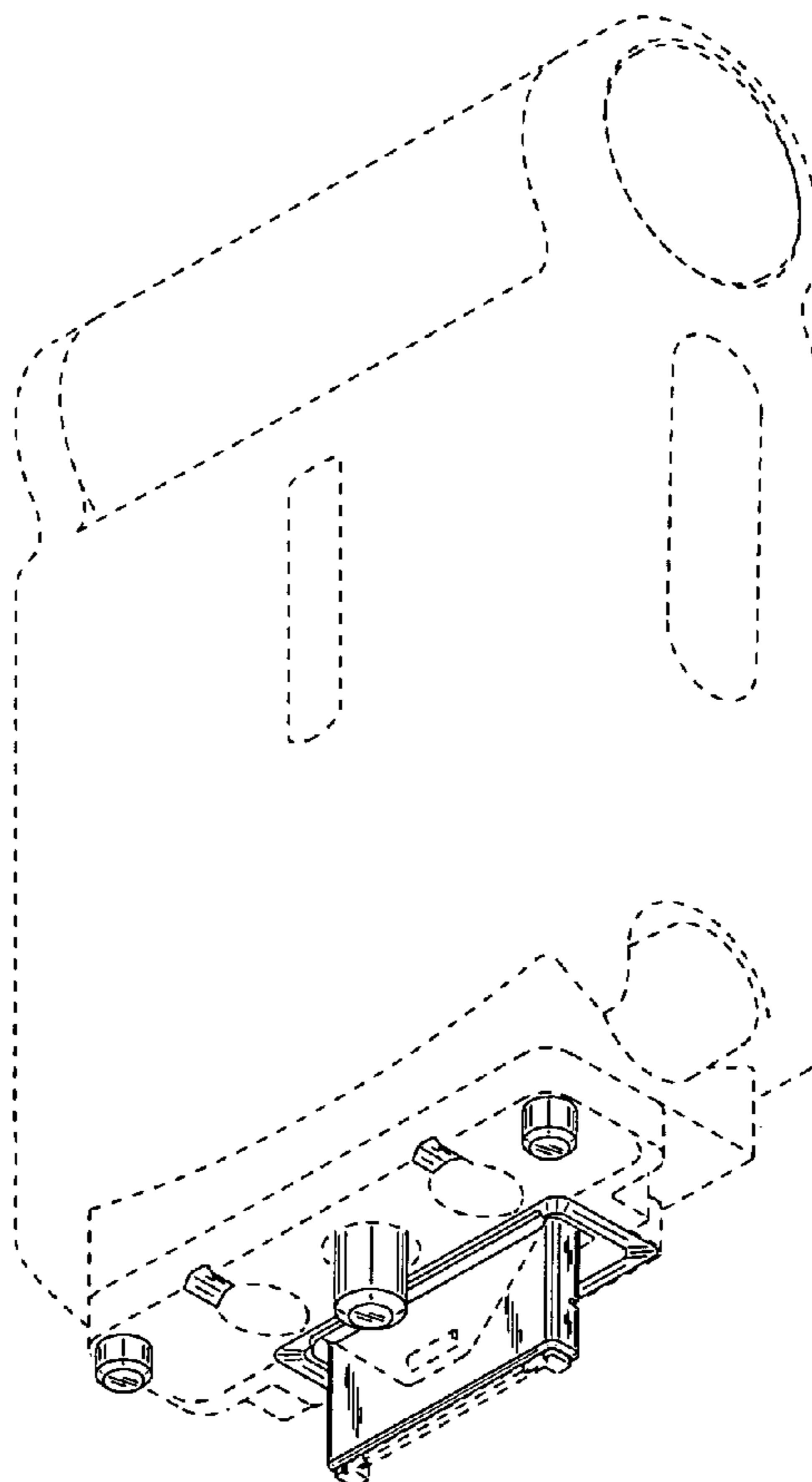


FIG. 1

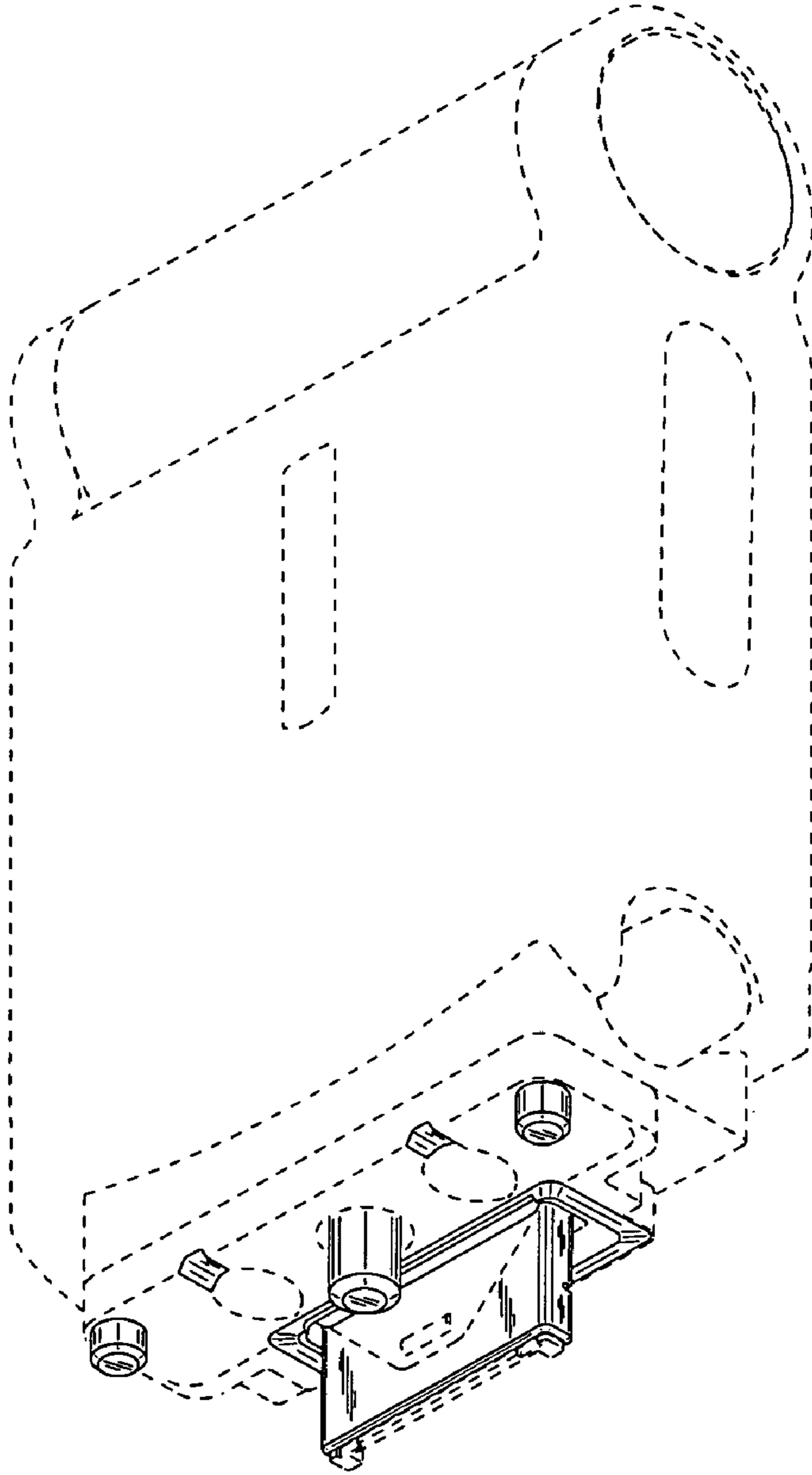


FIG.2

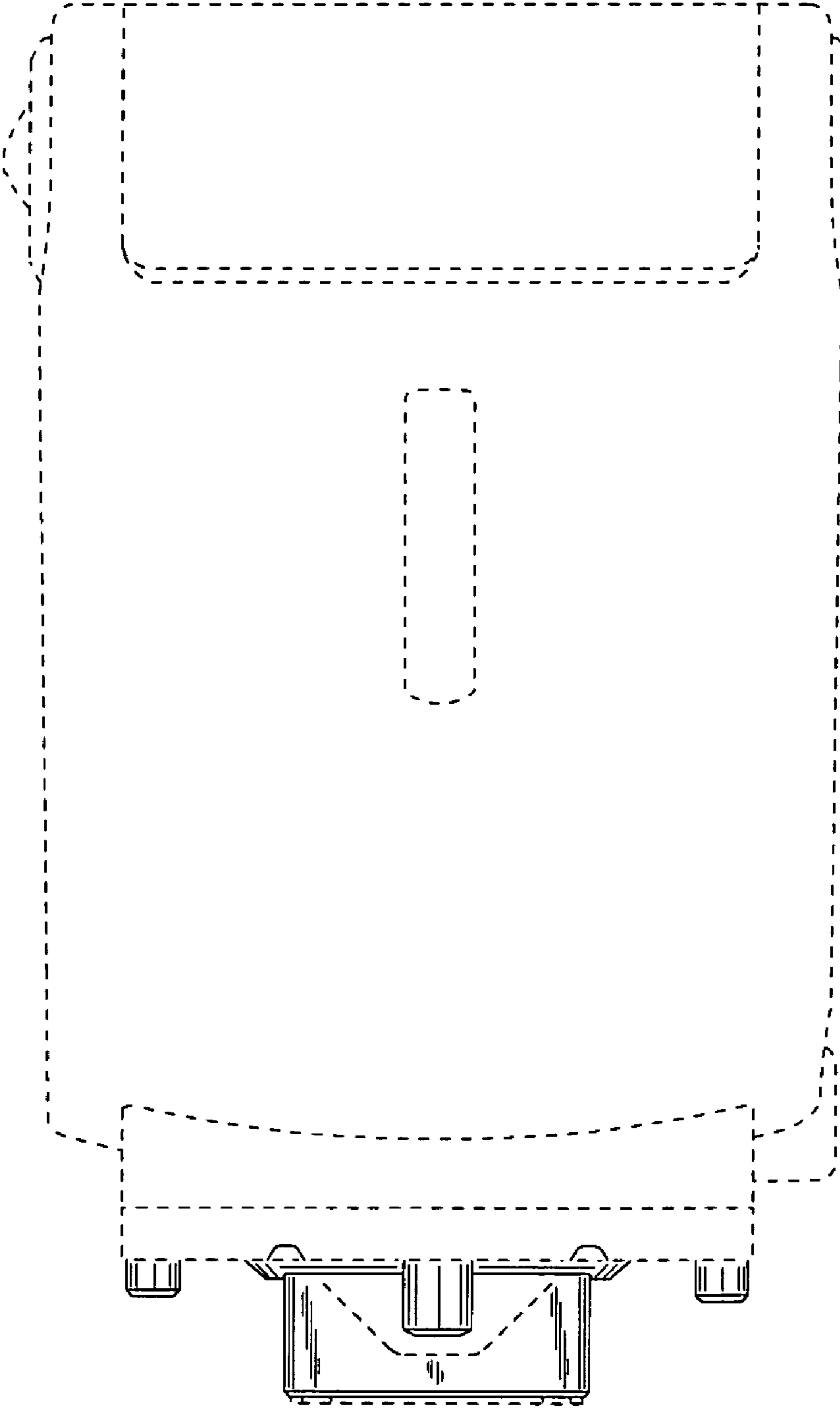


FIG.3




FIG.4

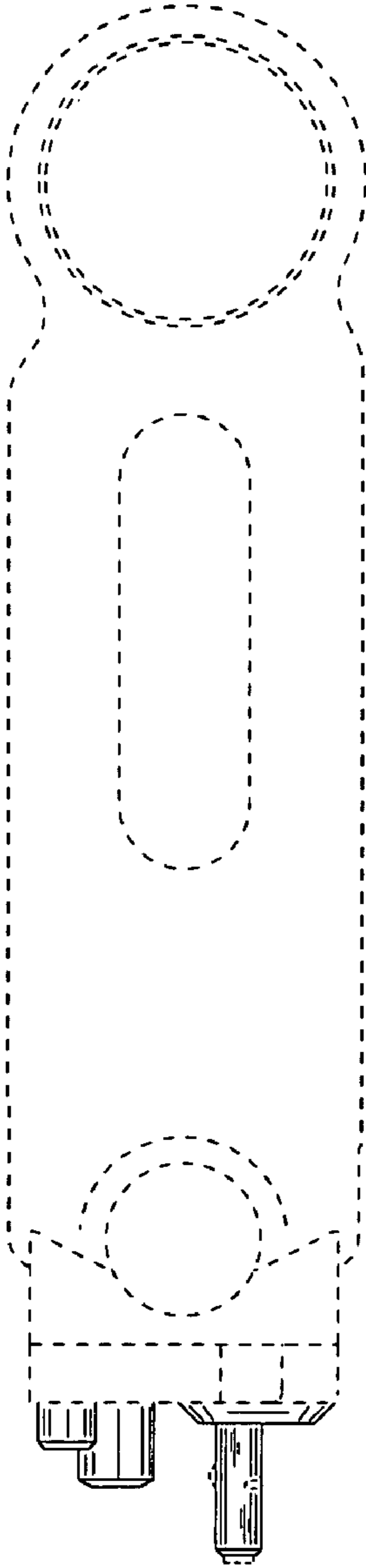


FIG.5




FIG.6

