



US00D651215S

(12) **United States Design Patent**  
**Anzures et al.**

(10) **Patent No.:** **US D651,215 S**  
(45) **Date of Patent:** **\*\* Dec. 27, 2011**

(54) **ICON FOR A PORTION OF A DISPLAY SCREEN**

7,386,806 B2 \* 6/2008 Wroblewski ..... 715/788  
D597,101 S 7/2009 Chaudhri et al.  
D604,305 S 11/2009 Anzures et al.  
D617,334 S 6/2010 Chaudhri et al.

(75) Inventors: **Freddy Anzures**, San Francisco, CA (US); **Stephen O. Lemay**, San Francisco, CA (US)

**OTHER PUBLICATIONS**

(73) Assignee: **Apple Inc.**, Cupertino, CA (US)

U.S. Appl. No. 29/360,865, Freddy Anzures, "Icon for a Portion of a Display Screen", filed Apr. 30, 2010.

(\*\*) Term: **14 Years**

U.S. Appl. No. 29/360,867, Freddy Anzures, "Icon for a Portion of a Display Screen", filed Apr. 30, 2010.

(21) Appl. No.: **29/377,625**

U.S. Appl. No. 29/362,078, Freddy Anzures, "Graphical User Interface for a Display Screen or Portion Thereof", filed May 19, 2010.

(22) Filed: **Oct. 22, 2010**

U.S. Appl. No. 29/362,079, Freddy Anzures, "Graphical User Interface for a Display Screen or Portion Thereof", filed May 19, 2010.

**Related U.S. Application Data**

U.S. Appl. No. 29/363,777, Freddy Anzures, "Graphical User Interface for a Display Screen or Portion Thereof", filed Jun. 14, 2010.

(60) Division of application No. 29/281,695, filed on Jun. 28, 2007, now abandoned, which is a continuation-in-part of application No. 29/281,507, filed on Jun. 25, 2007, now Pat. No. Des. 608,366, which is a continuation-in-part of application No. 29/281,460, filed on Jun. 23, 2007, now Pat. No. Des. 604,305.

U.S. Appl. No. 29/364,271, Freddy Anzures, "Icon for a Portion of a Display Screen", filed Jun. 21, 2010.

U.S. Appl. No. 29/364,274, Freddy Anzures, "Icon for a Portion of a Display Screen", filed Sep. 1, 2010.

\* cited by examiner

(51) **LOC (9) Cl.** ..... **14-04**

*Primary Examiner* — Melanie H Tung

(52) **U.S. Cl.** ..... **D14/492**

(74) *Attorney, Agent, or Firm* — Sterne, Kessler, Goldstein & Fox P.L.L.C.

(58) **Field of Classification Search** ..... D14/485-95;  
D18/24-33; D19/6, 52; D20/11; D21/324-33;  
715/700-867, 973-77

(57) **CLAIM**

The ornamental design for an icon for a portion of a display screen, as shown and described.

See application file for complete search history.

**DESCRIPTION**

(56) **References Cited**

FIG. 1 is a front view of an icon for a portion of a display screen showing our new design;

**U.S. PATENT DOCUMENTS**


FIG. 2 is a front view of a second embodiment of an icon for a portion of a display screen showing our new design; and,

D170,140	S	*	8/1953	Adler	.....	D14/126
D186,629	S	*	11/1959	Whipple	.....	D14/126
D200,479	S	*	3/1965	McLeod et al.	.....	D21/405
D231,856	S	*	6/1974	Rozman	.....	D14/126
D523,831	S	*	6/2006	Brunner et al.	.....	D14/126
D529,041	S	*	9/2006	Melander et al.	.....	D14/492
D536,678	S	*	2/2007	Kita	.....	D14/126
D537,422	S	*	2/2007	Conway	.....	D14/126

FIG. 3 is a front view of a third embodiment of an icon for a portion of a display screen showing our new design.

The broken line showing of the display screen in all views, and the portion of the icon in FIG. 3 forms no part of the claimed design.

**1 Claim, 1 Drawing Sheet**






FIG. 1




FIG. 2

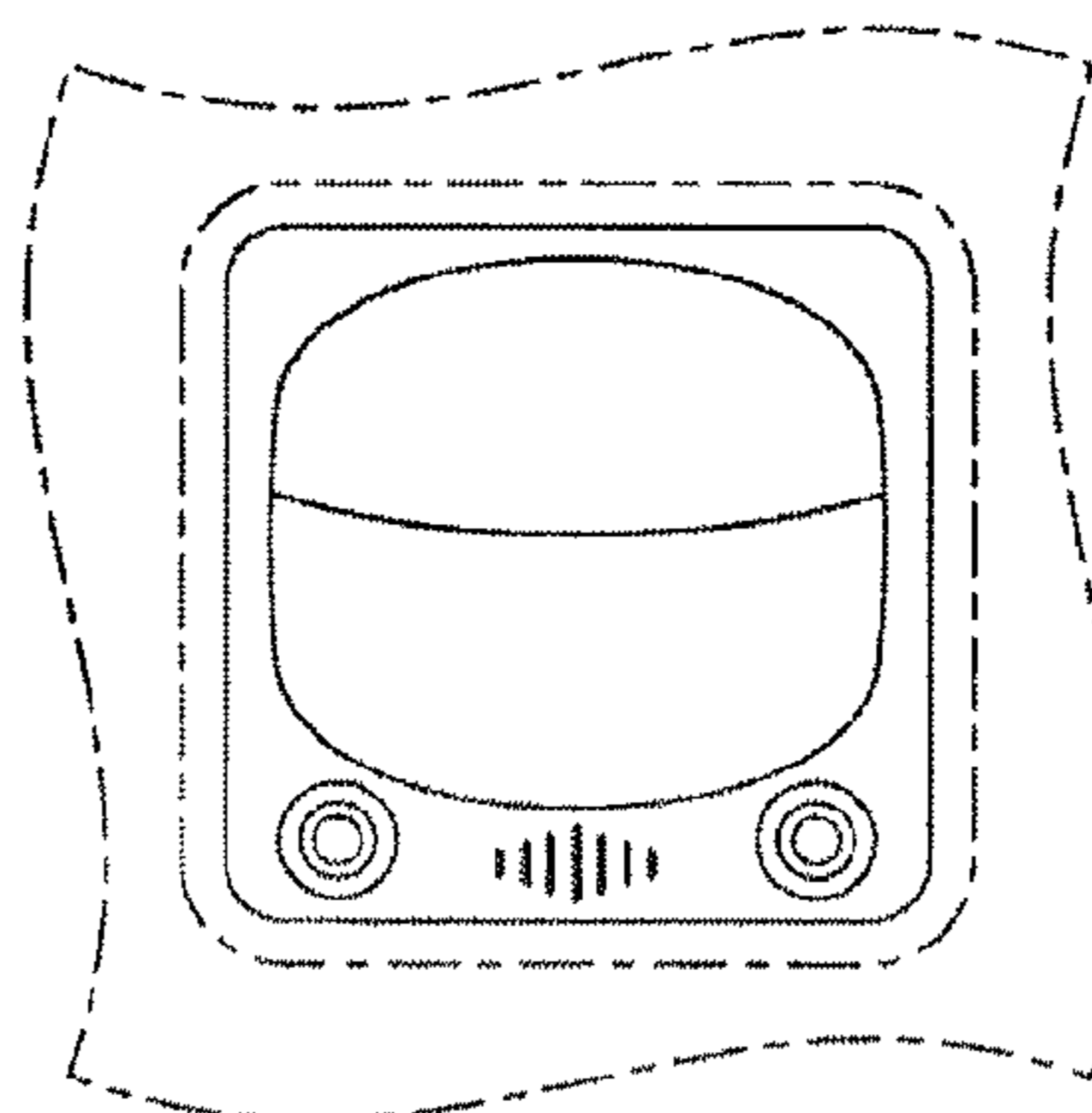


FIG. 3