

US00D651203S

(12) **United States Design Patent**
Michie et al.

(10) **Patent No.:** **US D651,203 S**
(45) **Date of Patent:** **** Dec. 27, 2011**

(54) **CASE**

(75) Inventors: **Jane Michie**, Wellington, CO (US);
Travis Smith, Fort Collins, CO (US)

(73) Assignee: **Otter Products, LLC**, Fort Collins, CO (US)

(**) Term: **14 Years**

(21) Appl. No.: **29/375,382**

(22) Filed: **Sep. 21, 2010**

(51) **LOC (9) Cl.** **14-03**

(52) **U.S. Cl.** **D14/250**

(58) **Field of Classification Search** D14/250-253,
D14/440, 203.7, 217, 496, 203.3; D3/201,
D3/218, 269, 301, 273, 303; D13/103; 220/4.02;
224/191, 240, 241, 245, 682-683; 248/309.1;
361/679.56; 379/426, 433.11, 455; 455/575.1,
455/575.8; 190/100; 206/305, 320

See application file for complete search history.

(56) **References Cited**

U.S. PATENT DOCUMENTS

D563,093	S	*	3/2008	Nussberger	D3/201
D600,908	S	*	9/2009	Richardson et al.	D3/218
7,612,997	B1	*	11/2009	Diebel et al.	361/679.56
D609,463	S	*	2/2010	Bullen	D3/218
D615,967	S	*	5/2010	Richardson et al.	D14/250
D616,361	S	*	5/2010	Huang	D13/103
D621,394	S	*	8/2010	Richardson et al.	D14/250
D624,533	S	*	9/2010	Richardson et al.	D14/250
D626,121	S	*	10/2010	Richardson et al.	D14/250
D632,685	S	*	2/2011	Richardson et al.	D14/250
D634,741	S	*	3/2011	Richardson et al.	D14/250
D637,590	S	*	5/2011	Michie et al.	D14/250
D638,006	S	*	5/2011	Chang	D14/250
D638,413	S	*	5/2011	Magness et al.	D14/250
D638,830	S	*	5/2011	Magness et al.	D14/250

D640,680	S	*	6/2011	Magness et al.	D14/250
D642,171	S	*	7/2011	Melanson et al.	D14/250
2010/0224519	A1	*	9/2010	Kao	206/320

OTHER PUBLICATIONS

OtterBox HTC Droid Incredible Defender Series Case, <URL:http://www.otterbox.com/HTC-DROID-Incredible-Defender-Series-Case/HTC2-INCRD,default,pd.html?dwvar_HTC2-INCRD_color=20&start=1&cgid=htc-droid-incredible-cases>, retrieved from internet Aug. 9, 2011.*

Seidio SURFACE Case for HTC Droid Incredible, <URL:http://www.amazon.com/Seidio-SURFACE-Droid-Incredible-Sapphire/dp/B003OQUKTI>, retrieved from internet Aug. 9, 2011.*

* cited by examiner

Primary Examiner — Rob M Spear

Assistant Examiner — Carla Jobe Wright

(57) **CLAIM**

The ornamental design for a case, as shown and described.

DESCRIPTION

FIG. 1 is a front isometric view of a case showing our new design;

FIG. 2 is a rear isometric view thereof;

FIG. 3 is a front view thereof;

FIG. 4 is a rear view thereof;

FIG. 5 is a left view thereof;

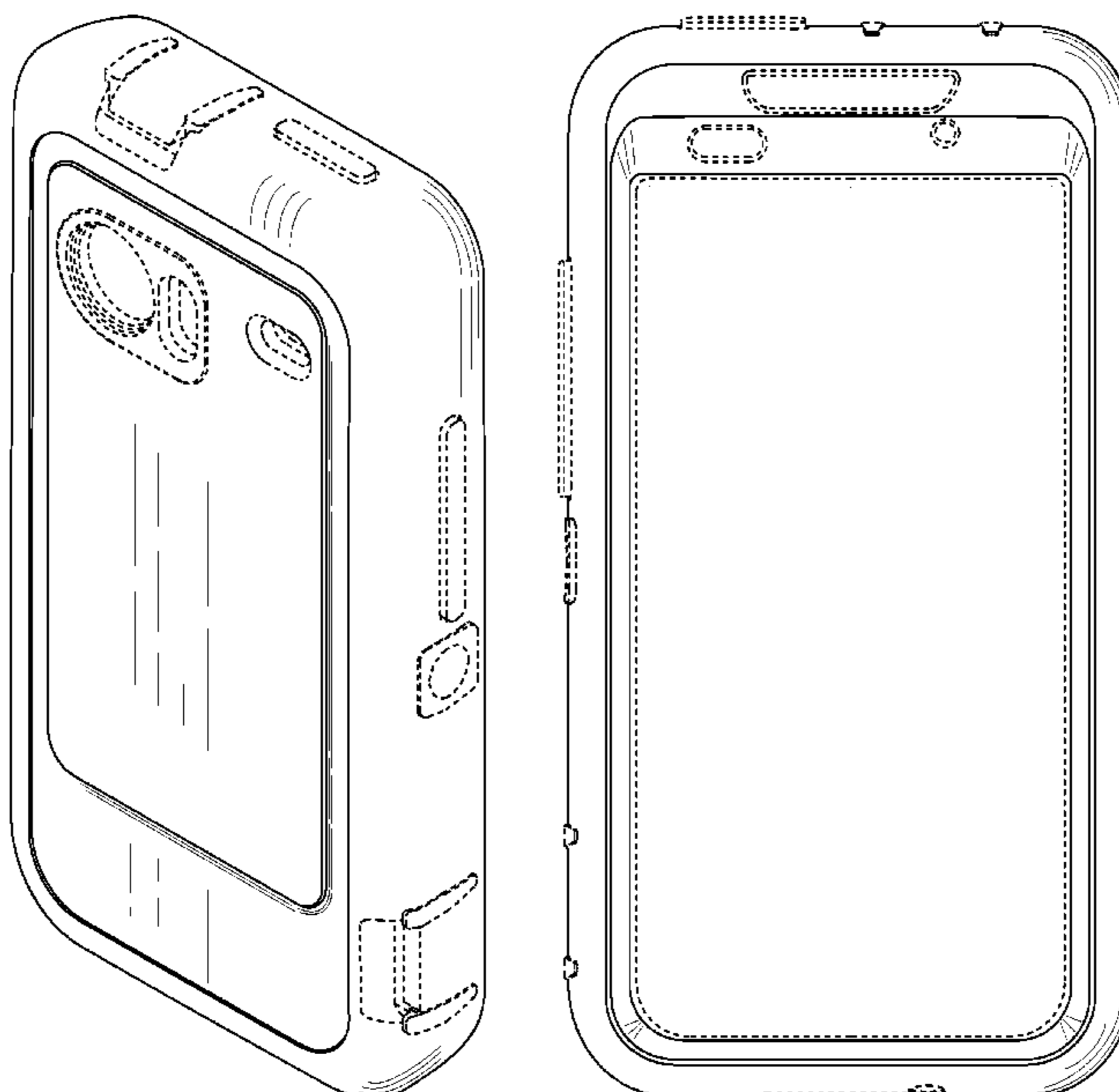
FIG. 6 is a right view thereof;

FIG. 7 is a top view thereof; and,

FIG. 8 is a bottom view thereof.

The broken lines immediately adjacent the claimed surfaces represent boundaries of the claimed design. All other broken lines are directed to environment. The broken lines and unshaded regions bounded by the broken lines form no part of the claimed design.

1 Claim, 6 Drawing Sheets



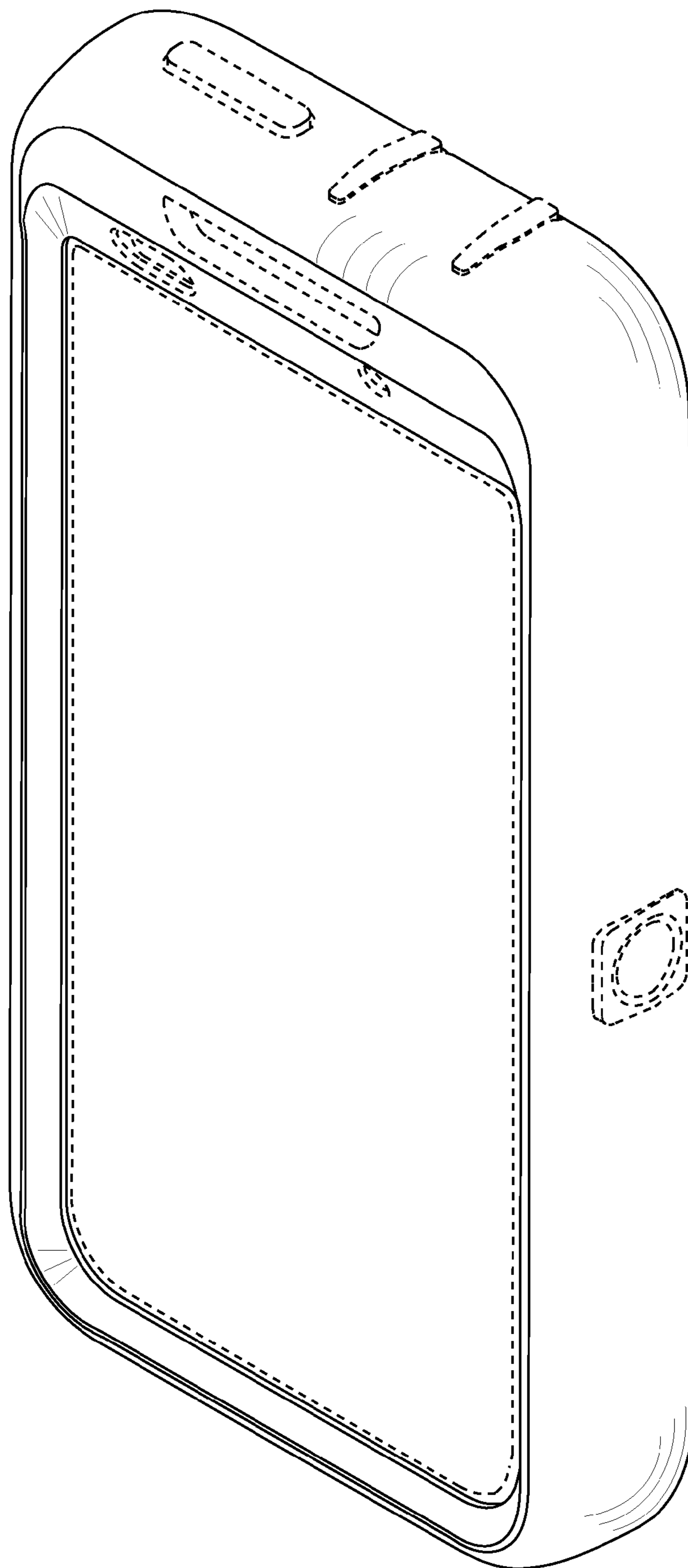


FIG. 1

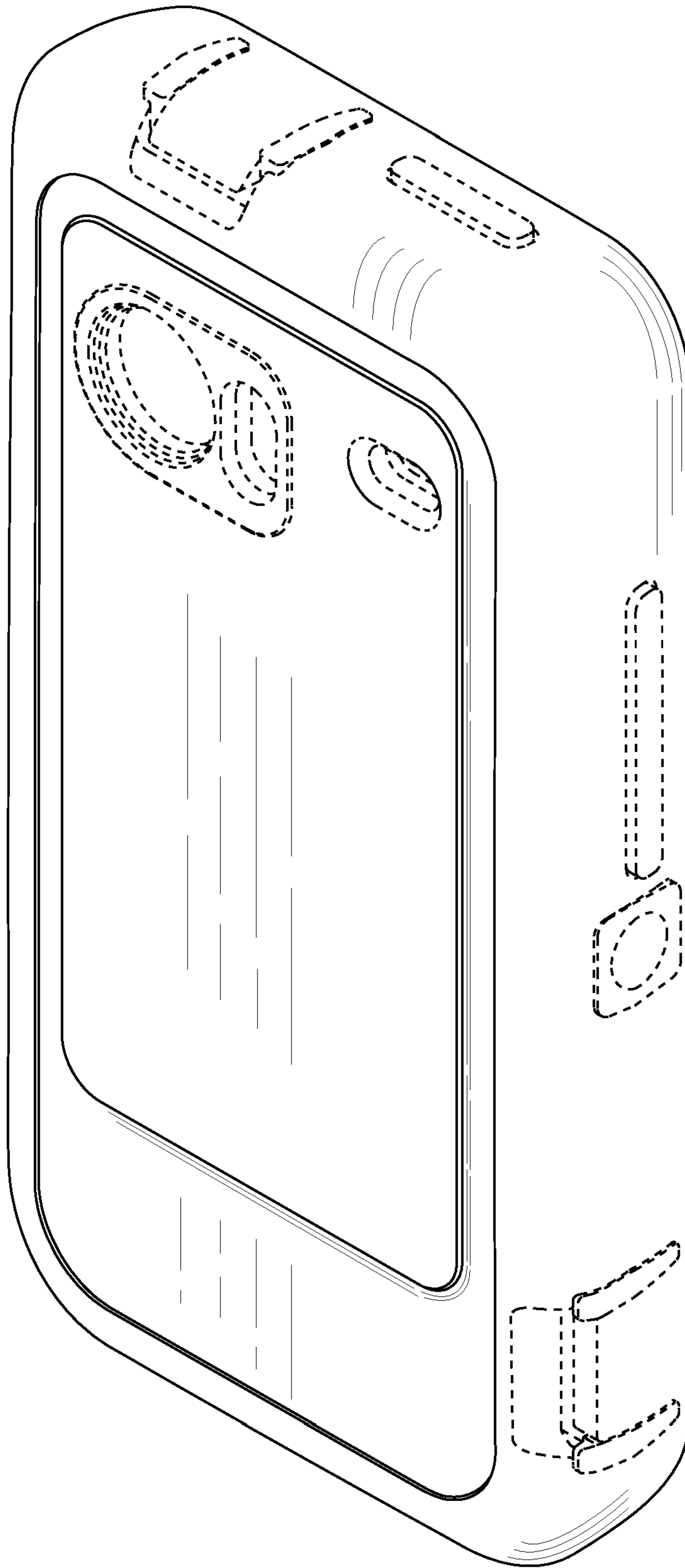


FIG. 2




FIG. 3

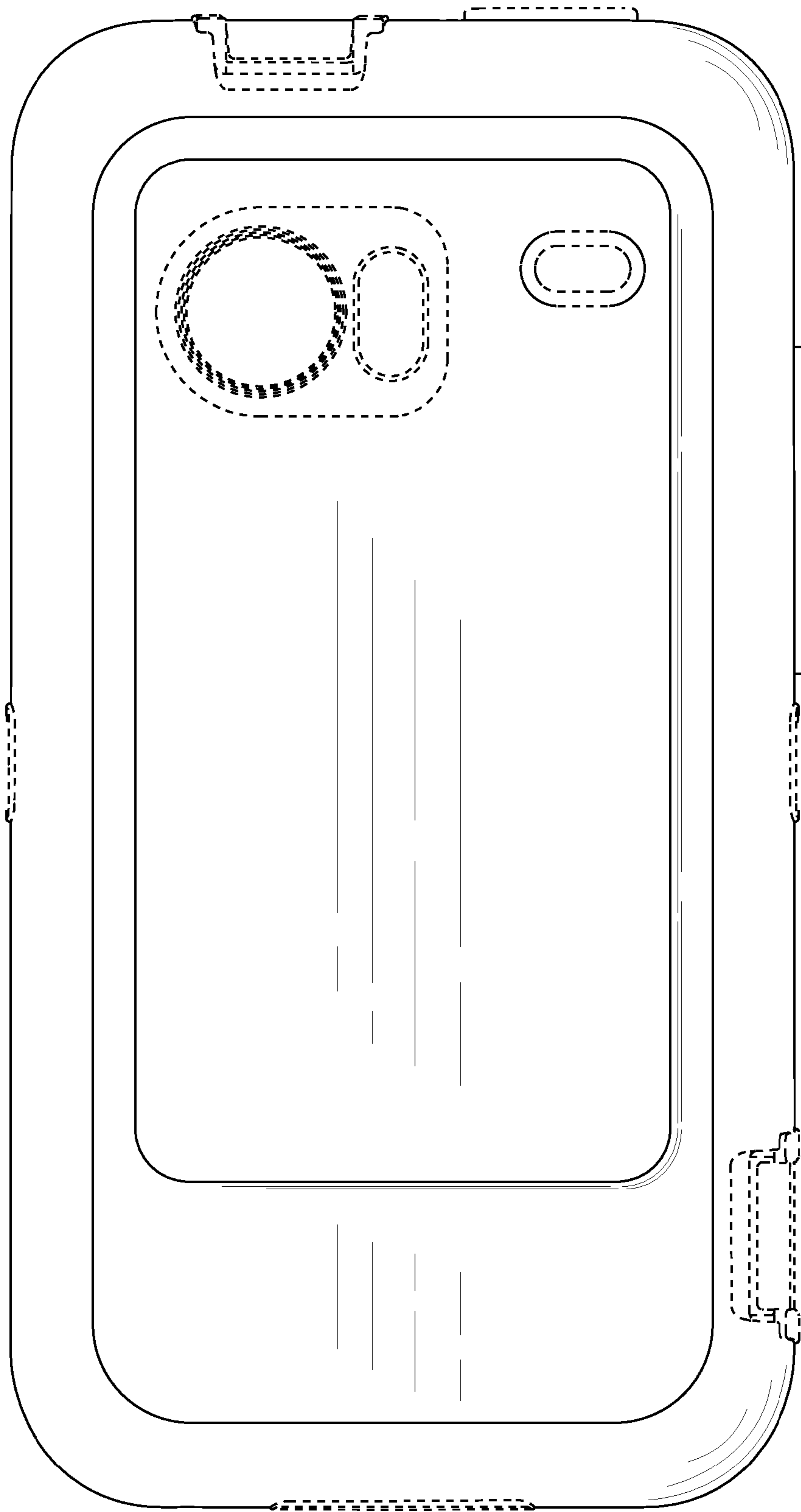


FIG. 4

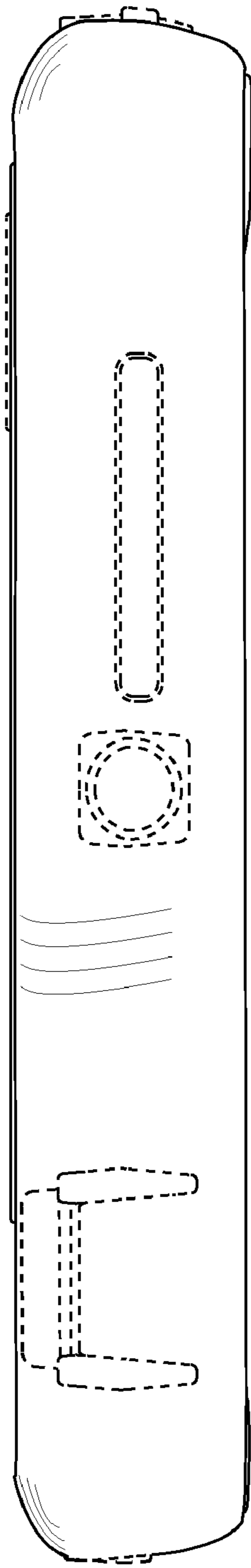


FIG. 5

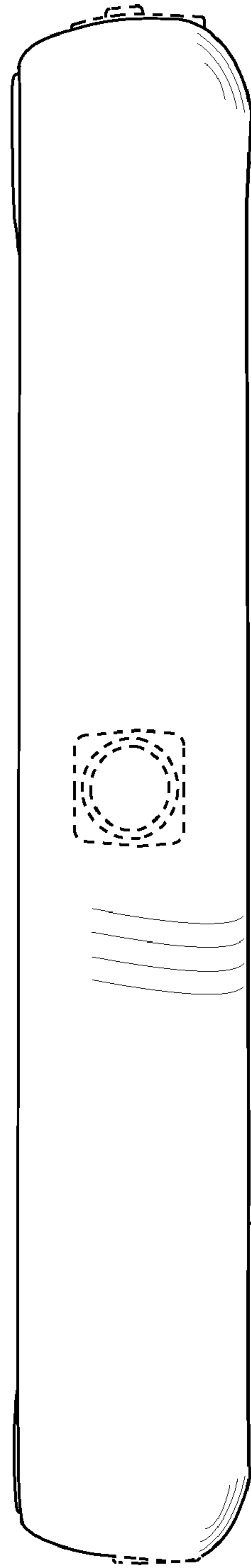


FIG. 6

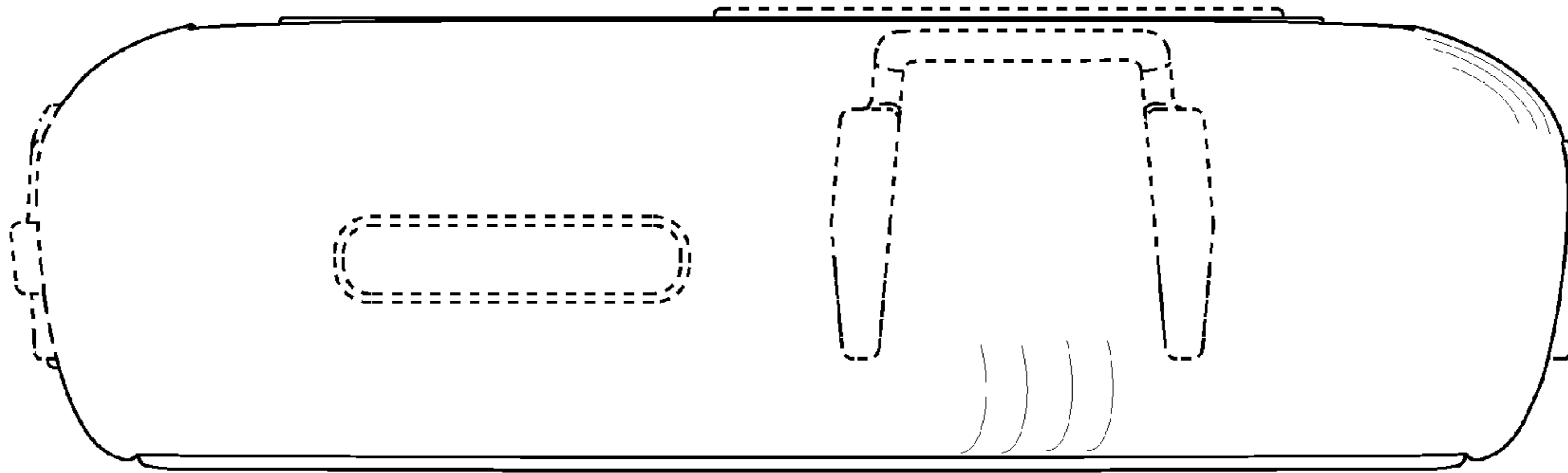


FIG. 7

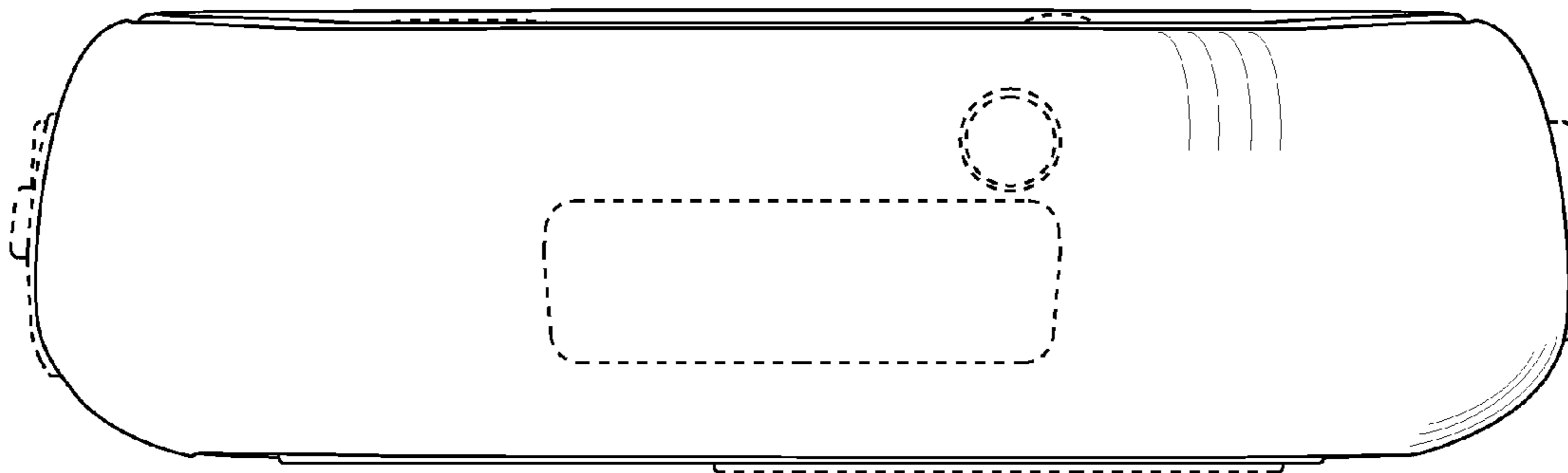


FIG. 8