



US00D651166S

(12) **United States Design Patent**
Curran et al.

(10) **Patent No.:** **US D651,166 S**
(45) **Date of Patent:** **** Dec. 27, 2011**

(54) **SHUTTER WITH SOLAR CELL LAMELLAE**

(76) Inventors: **David J. Curran**, San Diego, CA (US);
Daniel Curren, San Diego, CA (US)

(**) Term: **14 Years**

(21) Appl. No.: **29/396,767**

(22) Filed: **Jul. 6, 2011**

(51) **LOC (9) Cl.** **13-02**

(52) **U.S. Cl.** **D13/102**

(58) **Field of Classification Search** D13/102,
D13/101, 107, 184, 199; D25/47, 52, 54,
D25/55; 49/51, 55, 74.1, 92.1; 52/74, 77,
52/78; 126/569, 571, 577, 600, 603, 605,
126/606, 608, 702; 136/243-246, 251; 320/101
See application file for complete search history.

(56) **References Cited**

U.S. PATENT DOCUMENTS

652,558	A *	6/1900	Hickok	49/77.1
4,279,240	A *	7/1981	Artusy	126/579
D304,497	S *	11/1989	Briggs, Sr.	D25/47
D353,129	S *	12/1994	Ricaud et al.	D13/102
D366,585	S *	1/1996	Mueller	D6/580
5,542,988	A *	8/1996	Bogus	136/244
D389,454	S *	1/1998	Mori	D13/102
D391,921	S *	3/1998	Zimmer et al.	D13/102
D524,727	S *	7/2006	Yamashita et al.	D13/102
D568,238	S *	5/2008	Sharma et al.	D13/102
D588,534	S *	3/2009	Sharma et al.	D13/102

* cited by examiner

Primary Examiner — Derrick Holland

(74) *Attorney, Agent, or Firm* — John K. Buche; Buche & Associates, P.C.

(57) **CLAIM**

The ornamental design for a shutter with solar cell lamellae, as shown and described.

DESCRIPTION

FIG. 1 is a perspective view of a shutter with solar cell lamellae.

FIG. 2 is a front elevation view of the shutter with solar cell lamellae of FIG. 1.

FIG. 3 is a back elevation view of the shutter with solar cell lamellae of FIG. 1.

FIG. 4 is a top plan view of the shutter with solar cell lamellae of FIG. 1.


FIG. 5 is a bottom plan view of the shutter with solar cell lamellae of FIG. 1.

FIG. 6 is a right side elevation view of the shutter with solar cell lamellae of FIG. 1; and,

FIG. 7 is a left side elevation view of the shutter with solar cell lamellae of FIG. 1.

The broken lines shown represent unclaimed subject matter and form no part of the claimed design.

1 Claim, 2 Drawing Sheets






FIG. 1

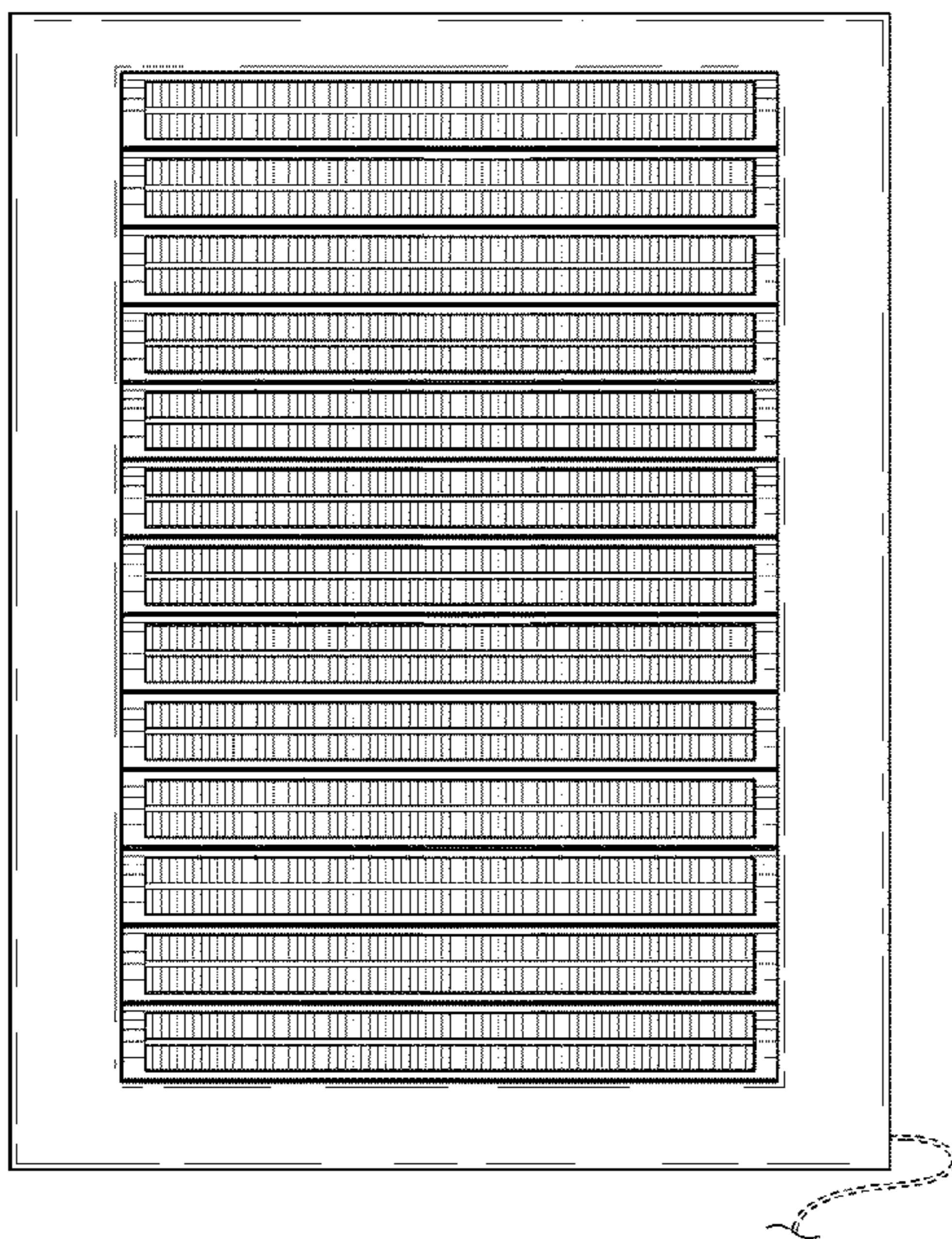


FIG. 2




FIG. 3

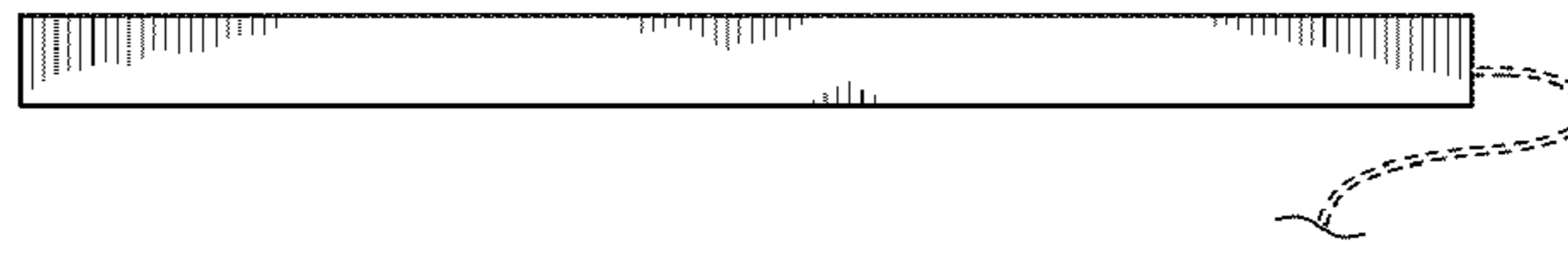


FIG. 4

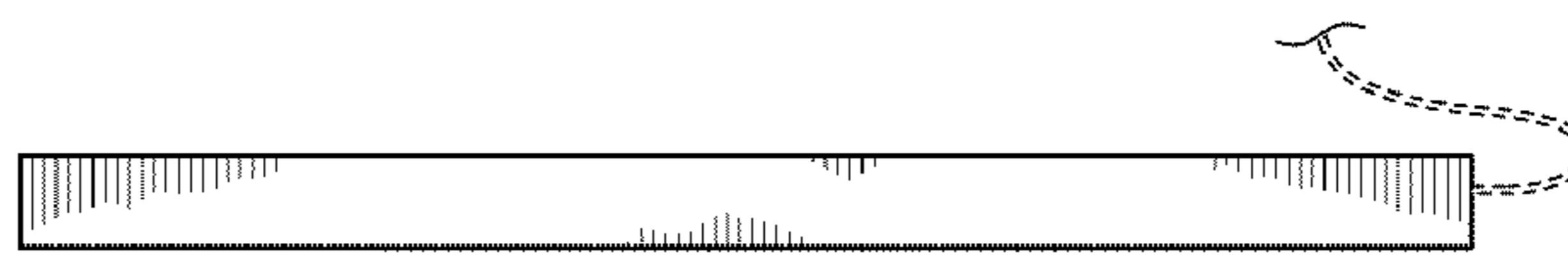


FIG. 5




FIG. 6




FIG. 7