



US00D651135S

(12) **United States Design Patent**  
**Varga**

(10) **Patent No.:** **US D651,135 S**  
(45) **Date of Patent:** **\*\* Dec. 27, 2011**

(54) **AUTOMOBILE**

(75) **Inventor:** **Peter Varga**, Pforzheim (DE)

(73) **Assignee:** **Dr. Ing. h.c. F. Porsche AG**, Stuttgart (DE)

(\*\*) **Term:** **14 Years**

(21) **Appl. No.:** **29/397,282**

(22) **Filed:** **Jul. 14, 2011**

**Related U.S. Application Data**

(63) Continuation of application No. 29/337,927, filed on Jun. 2, 2009, now abandoned.

(51) **LOC (9) Cl.** ..... **12-08**

(52) **U.S. Cl.** ..... **D12/92**

(58) **Field of Classification Search** ..... D12/86,  
D12/90-92, 99; D21/424, 433, 434; 296/181.1,  
296/181.5

See application file for complete search history.

(56) **References Cited**

U.S. PATENT DOCUMENTS

D589,403	S	*	3/2009	Saracoglu	.....	D12/92
D590,300	S	*	4/2009	Saracoglu	.....	D12/92
D606,902	S	*	12/2009	Saracoglu	.....	D12/92
D606,903	S	*	12/2009	Saracoglu	.....	D12/92
D607,779	S	*	1/2010	Kulla	.....	D12/92
D641,665	S	*	7/2011	Larson et al.	.....	D12/92

\* cited by examiner

*Primary Examiner* — Melody N Brown

(57) **CLAIM**

The ornamental design for an automobile, as shown and described.

**DESCRIPTION**

FIG. 1 is a front and side perspective view of an automobile, showing my new design;  
FIG. 2 is a rear and side perspective view thereof;  
FIG. 3 is a front and side perspective view thereof;  
FIG. 4 is a left-side view thereof;  
FIG. 5 is a right-side view thereof;  
FIG. 6 is a front view thereof;  
FIG. 7 is a rear view thereof; and,  
FIG. 8 is a top plan view thereof.

**1 Claim, 4 Drawing Sheets**







FIG. 1



FIG. 2





FIG. 3




FIG. 4




FIG. 5




FIG. 6






FIG. 7




FIG. 8