



US00D651124S

(12) **United States Design Patent**  
**Pontaoe et al.**

(10) **Patent No.:** **US D651,124 S**

(45) **Date of Patent:** **\*\* Dec. 27, 2011**

(54) **ZIPPER PULLER**

(75) Inventors: **John S. Pontaoe**, Chicago, IL (US);  
**David A. Shereyk**, Homewood, IL (US)

(73) Assignee: **Illinois Tool Works Inc.**, Glenview, IL (US)

(\*\*) Term: **14 Years**

(21) Appl. No.: **29/391,977**

(22) Filed: **May 16, 2011**

(51) **LOC (9) Cl.** ..... **02-07**

(52) **U.S. Cl.** ..... **D11/221**

(58) **Field of Classification Search** ..... D11/200,  
D11/201, 221; 24/381-383, 385-387, 414-417,  
24/421-422, 427-431, 433; 2/265

See application file for complete search history.

(56) **References Cited**

**U.S. PATENT DOCUMENTS**

D264,271 S *	5/1982	Brinley .....	D11/221
D296,882 S *	7/1988	Lopez .....	D11/221
D324,354 S *	3/1992	Oya .....	D11/221
D403,271 S *	12/1998	Ishii et al. ....	D11/221
D423,986 S *	5/2000	Ishii et al. ....	D11/221
D435,808 S *	1/2001	Odgard .....	D11/221
D482,987 S *	12/2003	Ritter .....	D11/221
D519,406 S *	4/2006	Merrill et al. ....	D11/216
D535,214 S *	1/2007	Kolasa .....	D11/216
D592,543 S *	5/2009	Kolasa .....	D11/216
D606,455 S *	12/2009	Baron .....	D11/221
D609,134 S *	2/2010	Lobel .....	D11/221

D631,788 S *	2/2011	Dawson .....	D11/221
D632,611 S *	2/2011	Buscart .....	D11/216
D637,518 S *	5/2011	Chen .....	D11/216
D639,708 S *	6/2011	Paik .....	D11/221
D644,563 S *	9/2011	Demaree .....	D11/221

**OTHER PUBLICATIONS**

Photograph of Universal Trim Supply Co. sample board.

\* cited by examiner

*Primary Examiner* — Ralf Seifert

(74) *Attorney, Agent, or Firm* — Mark W. Croll; Paul F. Donovan

(57) **CLAIM**

The ornamental design for a zipper puller, as shown and described.

**DESCRIPTION**

FIG. 1 is a perspective view of a zipper puller showing the new design;

FIG. 2 is a bottom view thereof;

FIG. 3 is a top view thereof;

FIG. 4 is a right side view thereof;

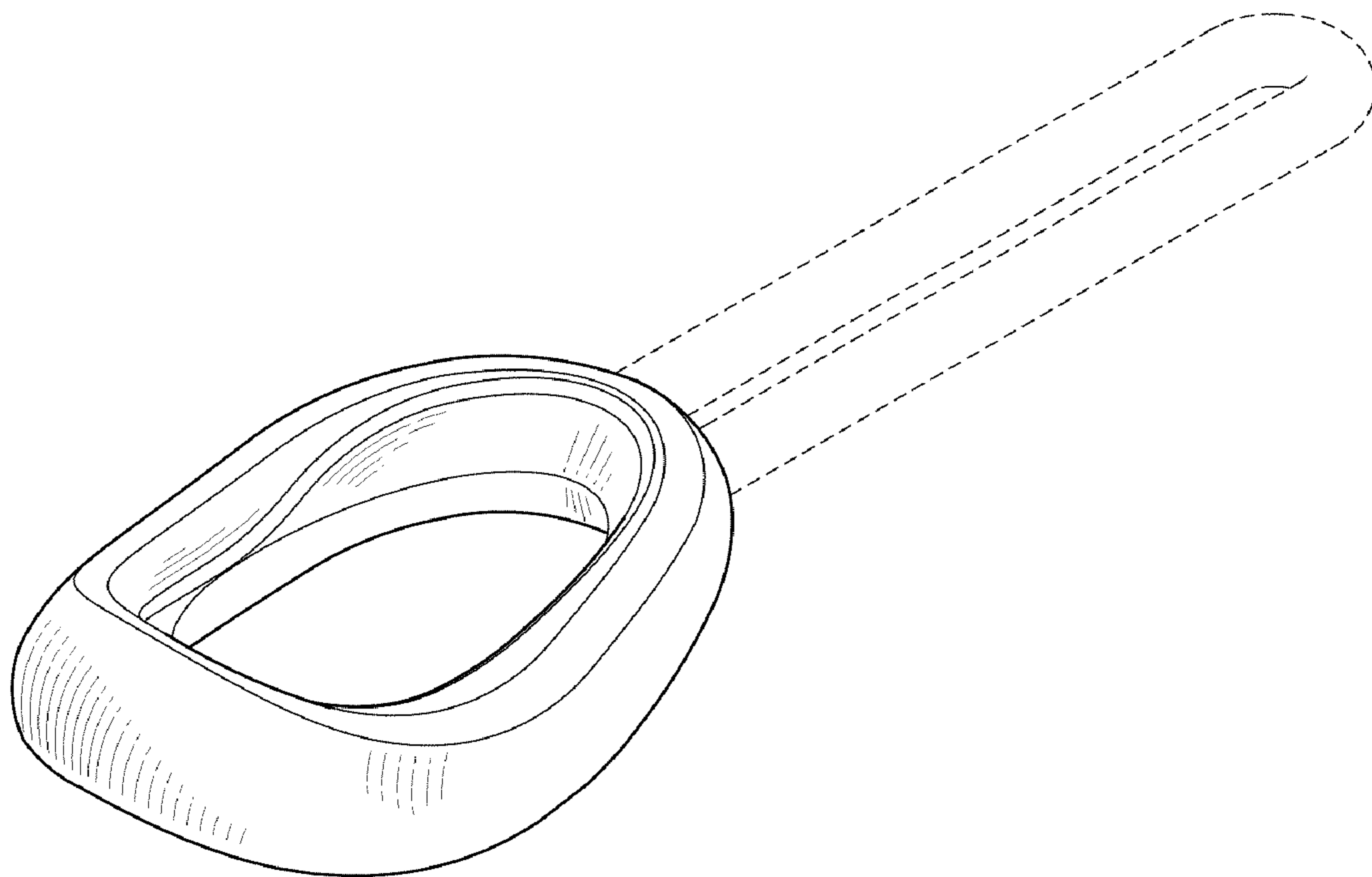
FIG. 5 is a left side view thereof;

FIG. 6 is a front end view thereof; and,

FIG. 7 is a back view thereof.

The broken line portions of the disclosure are for illustrative purposes only and form no part of the claimed design.

**1 Claim, 4 Drawing Sheets**



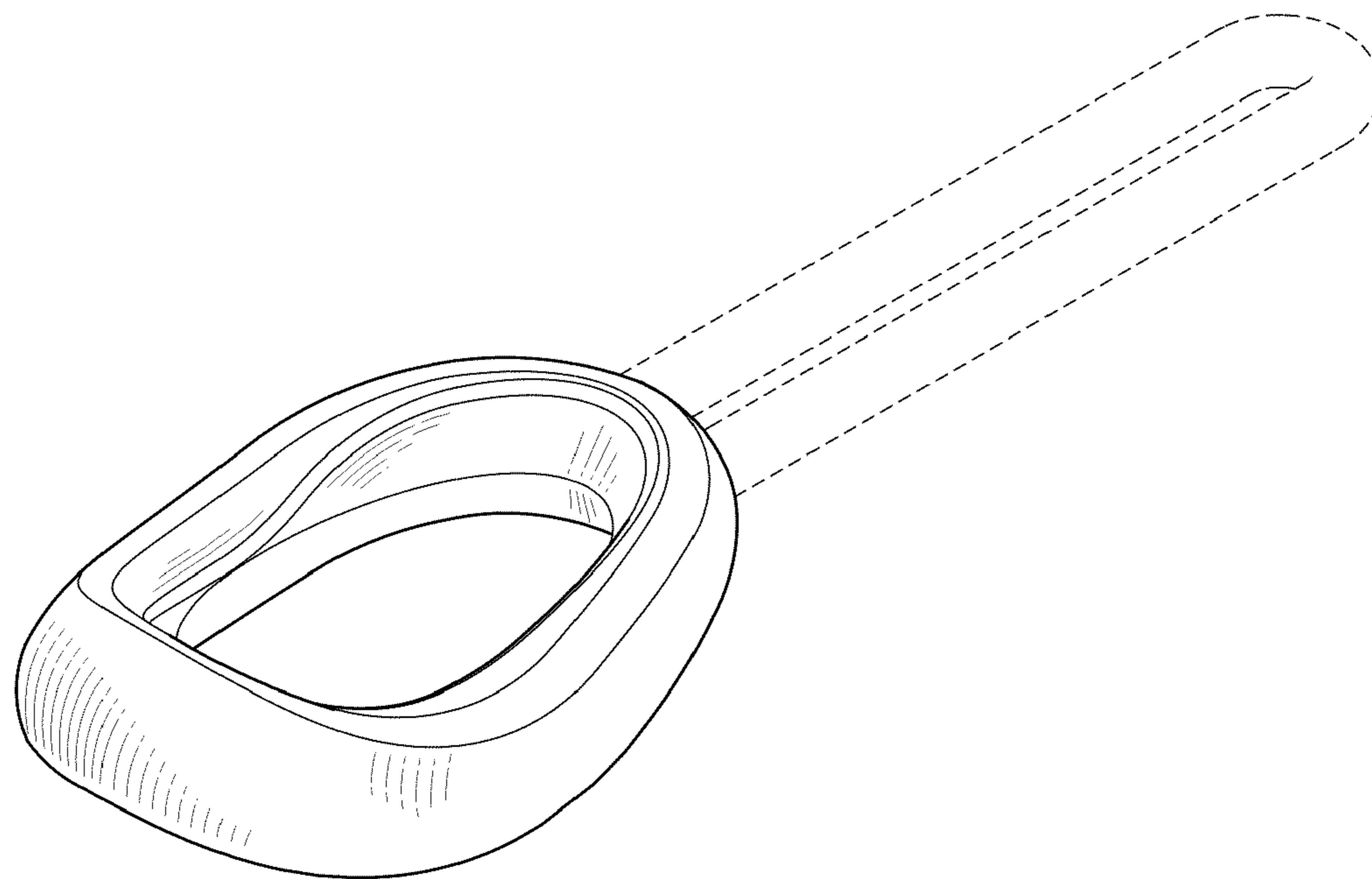


FIG. 1

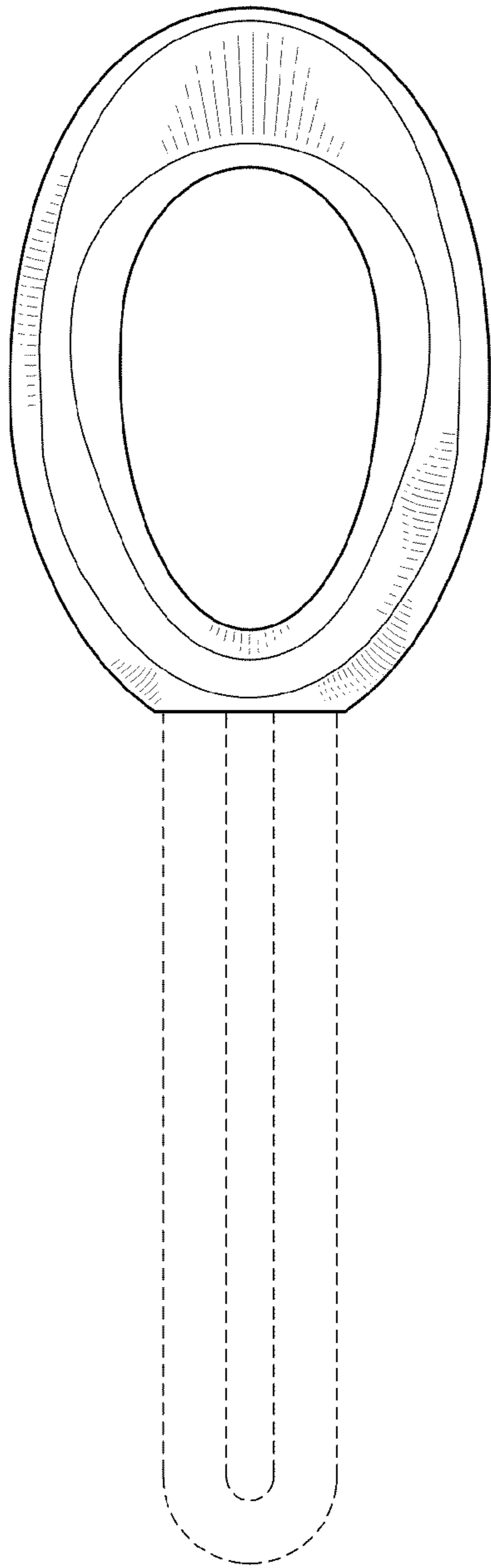


FIG. 2

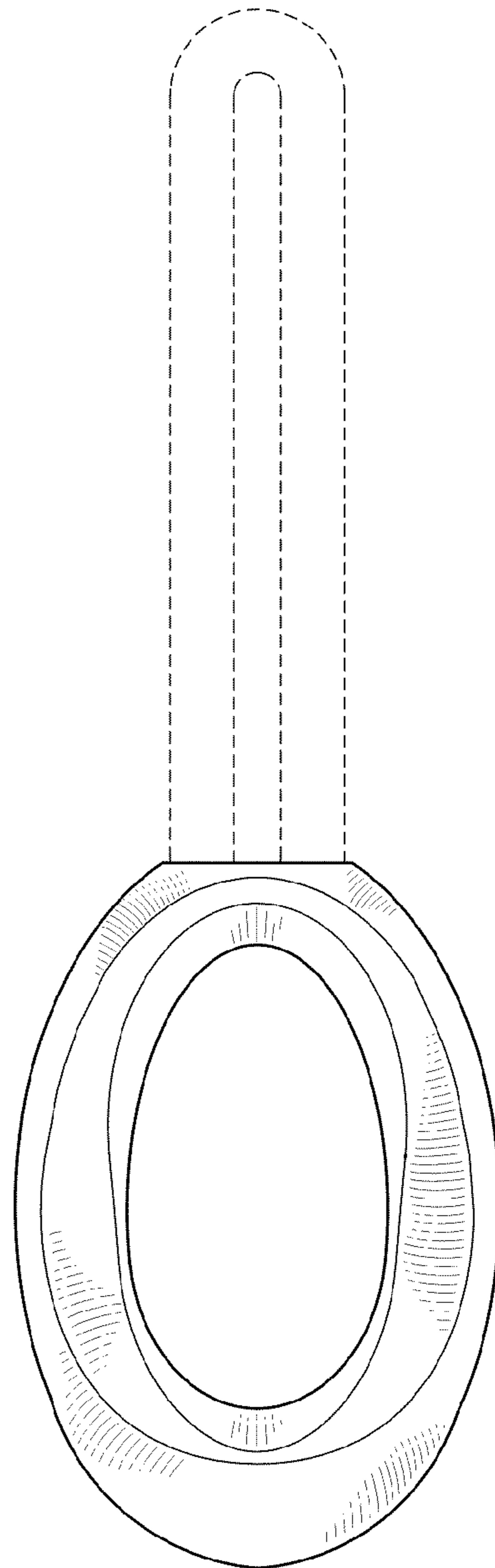


FIG. 3

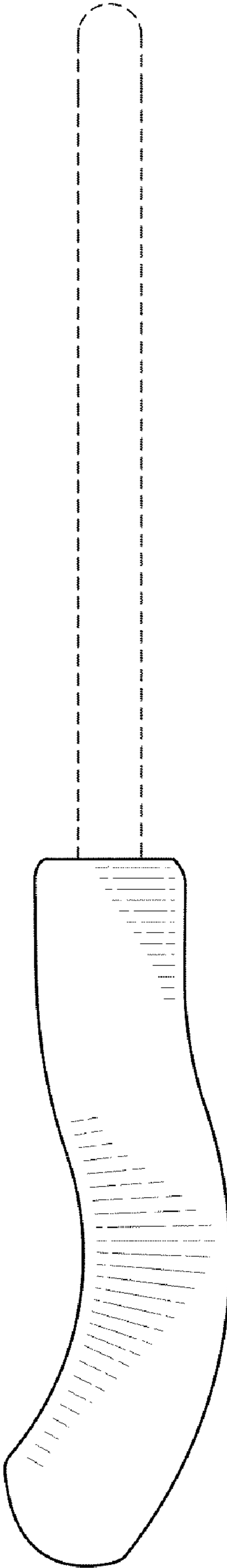


FIG. 4

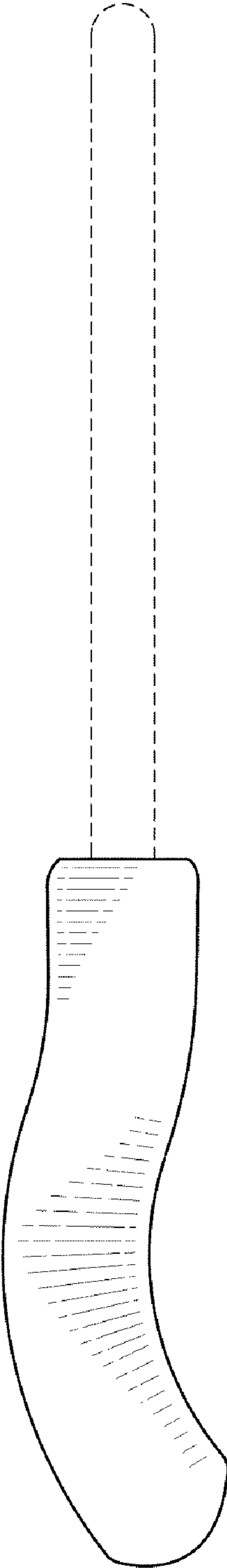


FIG. 5

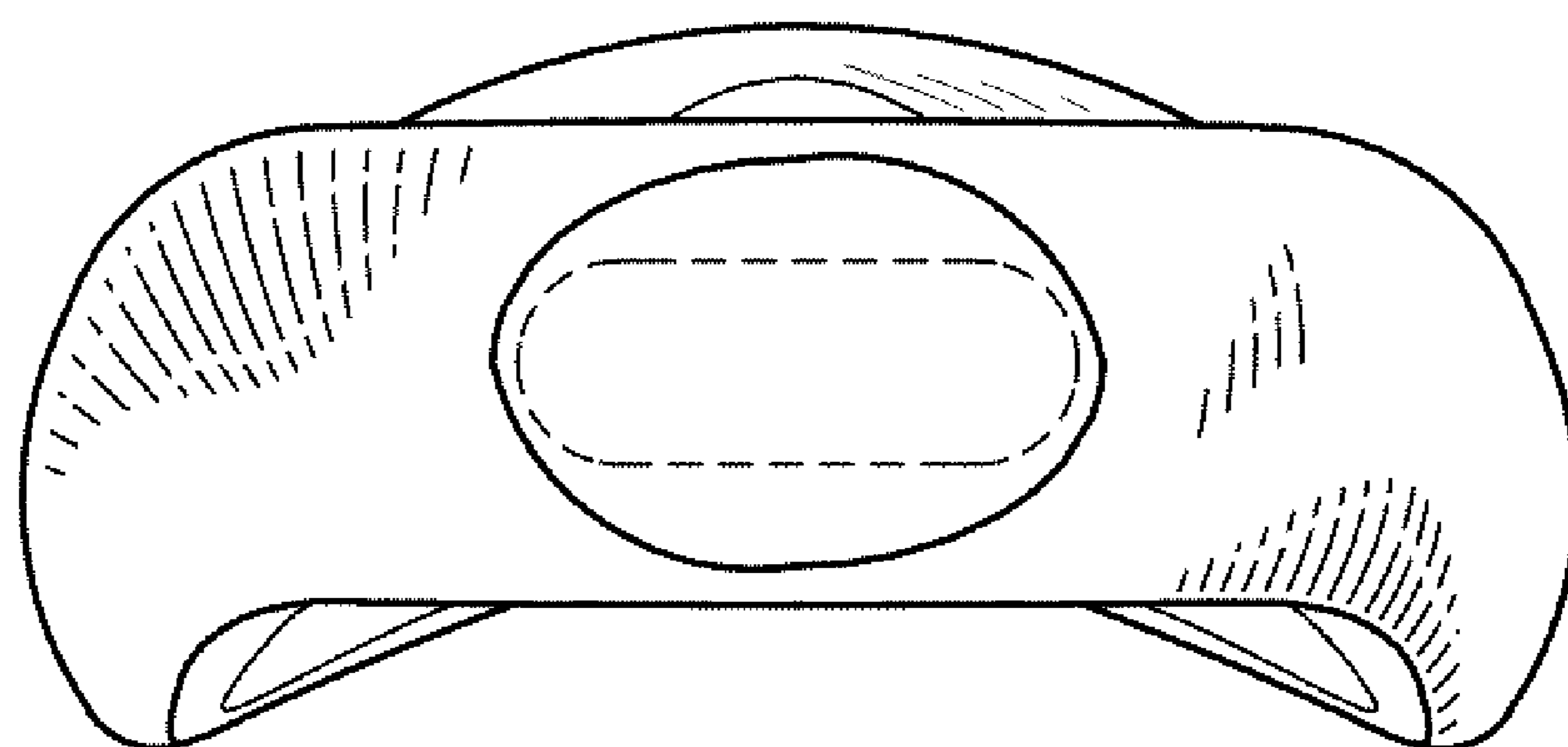


FIG. 6

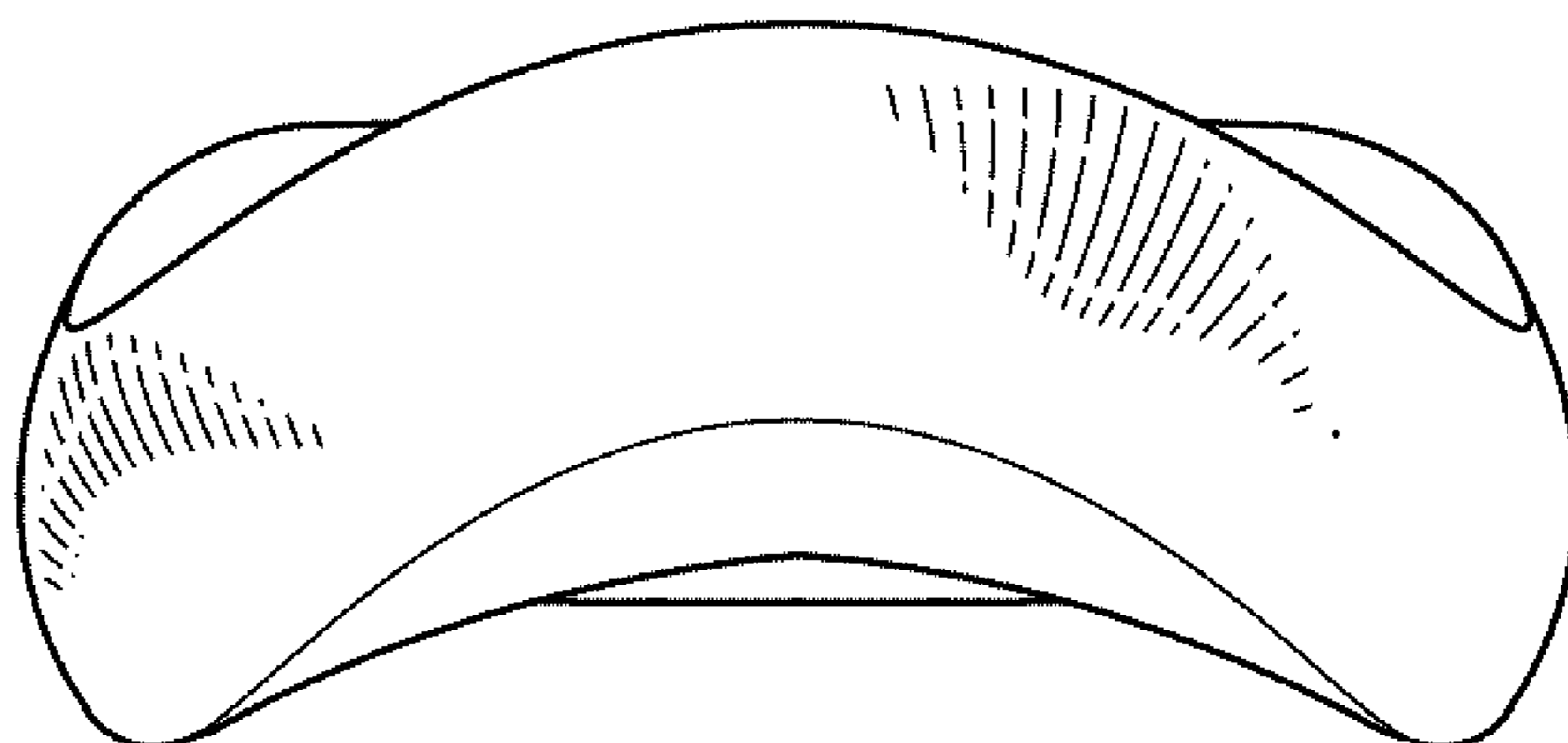


FIG. 7