



US00D651115S

(12) **United States Design Patent**  
**Willows et al.**

(10) **Patent No.:** **US D651,115 S**

(45) **Date of Patent:** **\*\* Dec. 27, 2011**

(54) **STRAP**

(76) Inventors: **Keith Willows**, Seattle, WA (US);  
**Antonio Del Rosario**, Bellevue, WA  
(US); **June Angus**, Seattle, WA (US)

(\*\*) Term: **14 Years**

(21) Appl. No.: **29/373,658**

(22) Filed: **May 6, 2011**

(51) **LOC (9) Cl.** ..... **11-01**

(52) **U.S. Cl.** ..... **D11/3**

(58) **Field of Classification Search** ..... D11/1-25;  
D10/30-32, 38, 39; 224/164-179; 63/1.11,  
63/3, 3.1, 3.2, 5.1, 5.2, 7, 8, 9, 10, 11  
See application file for complete search history.

(56) **References Cited**

U.S. PATENT DOCUMENTS

D89,586 S *	4/1933	Glass	.....	D11/4
2,180,980 A *	11/1939	Karl Fassnacht et al.	.....	63/7
D342,740 S *	12/1993	Parker	.....	D14/218
D347,589 S *	6/1994	LaBate	.....	D10/74
D364,955 S *	12/1995	Gringer et al.	.....	D3/228
D383,993 S *	9/1997	Kalbach	.....	D11/3
D483,912 S *	12/2003	Prince et al.	.....	D28/64.2
D523,369 S *	6/2006	Jacobson et al.	.....	D11/3
D524,678 S *	7/2006	Fishman et al.	.....	D11/2
D564,367 S *	3/2008	Molyneux	.....	D10/31

\* cited by examiner

*Primary Examiner* — Cathron Brooks

*Assistant Examiner* — Melanie Levy

(57) **CLAIM**

The ornamental design for a strap, as shown and described.

**DESCRIPTION**

FIG. 1 is a front view of a strap showing our new design;

FIG. 2 is a top view thereof;

FIG. 3 is a bottom view thereof;

FIG. 4 is a rear view thereof;

FIG. 5 is a left side view thereof; and,

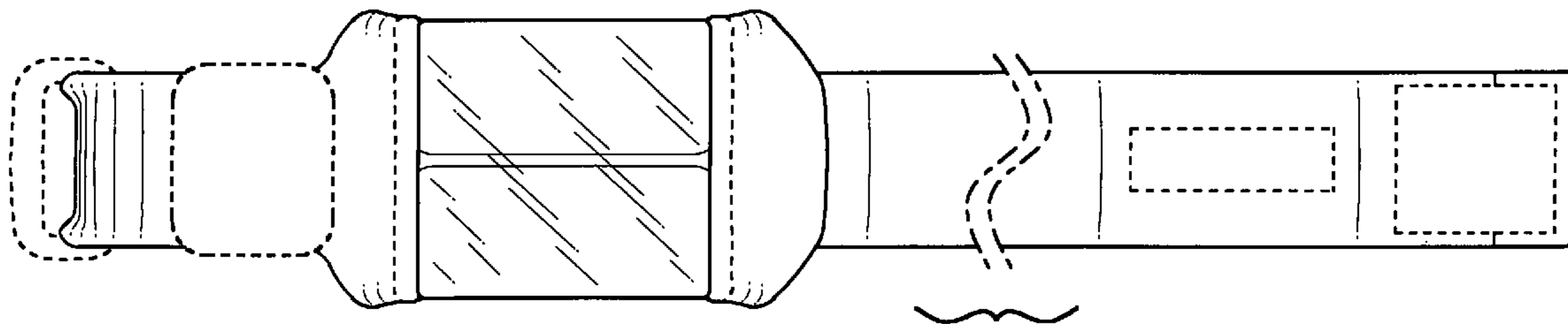
FIG. 6 is a right side view thereof.

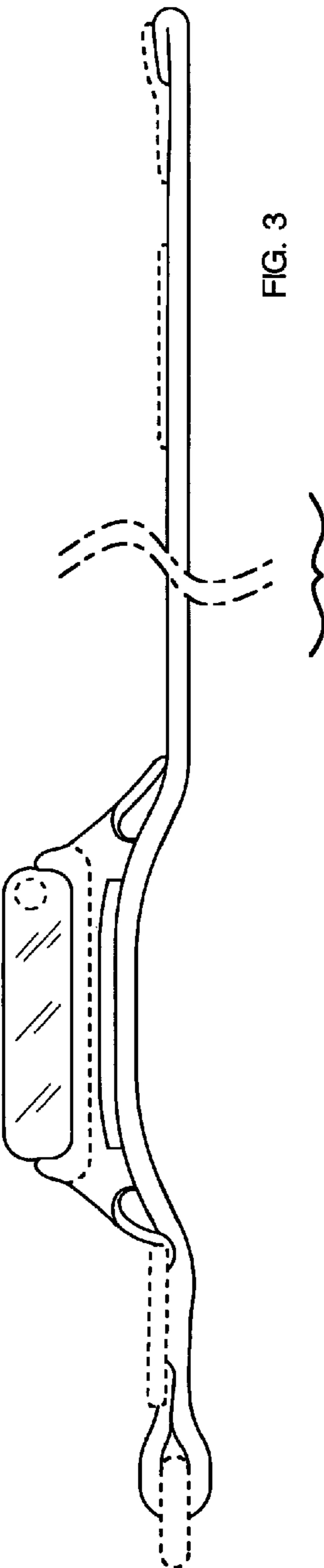
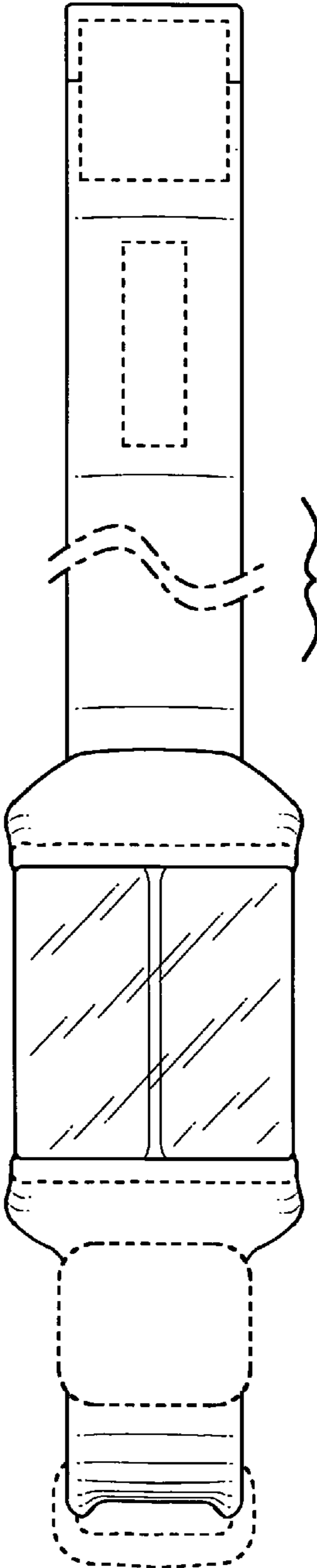
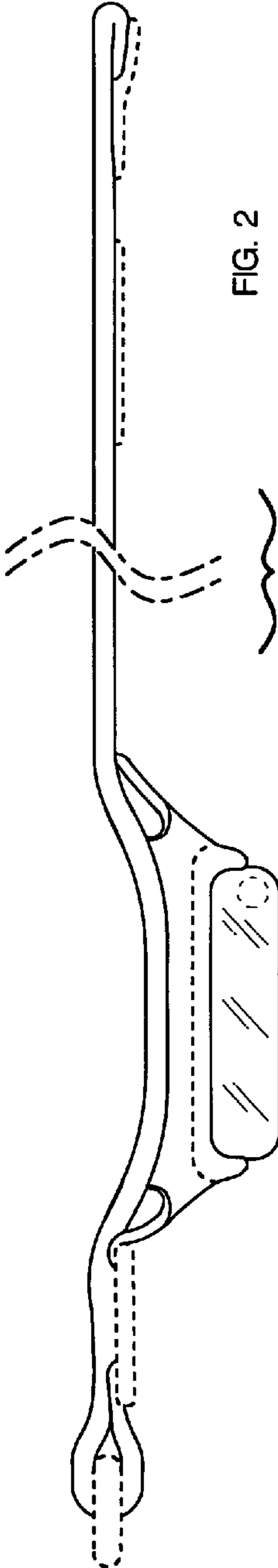
The strap is shown broken away in FIGS. 1-4 to indicate indeterminate length.

The broken lines showing a logo tag, loop and stitching in FIGS. 1-6, a somewhat elongated rectangle (as viewed from the FIG. 1) of Velcro in FIGS. 1-3, a somewhat square (as viewed from the FIG. 1) Velcro piece in FIGS. 1-3 and 6, and a hole in transparent portion in FIGS. 2-3 is for illustrative purposes only and forms no part of the claimed design.

The article in which the present design is embodied is a strap with transparent portion for holding an item.

**1 Claim, 2 Drawing Sheets**





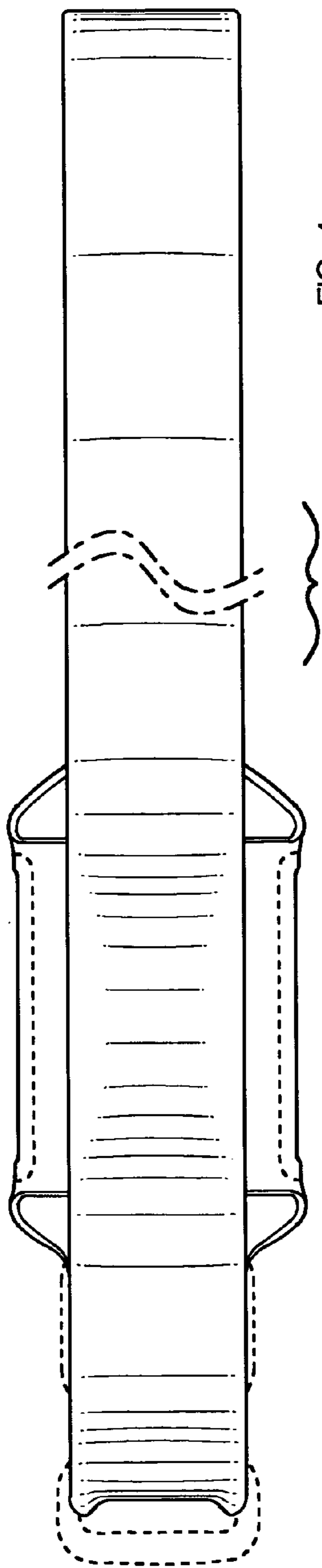


FIG. 4

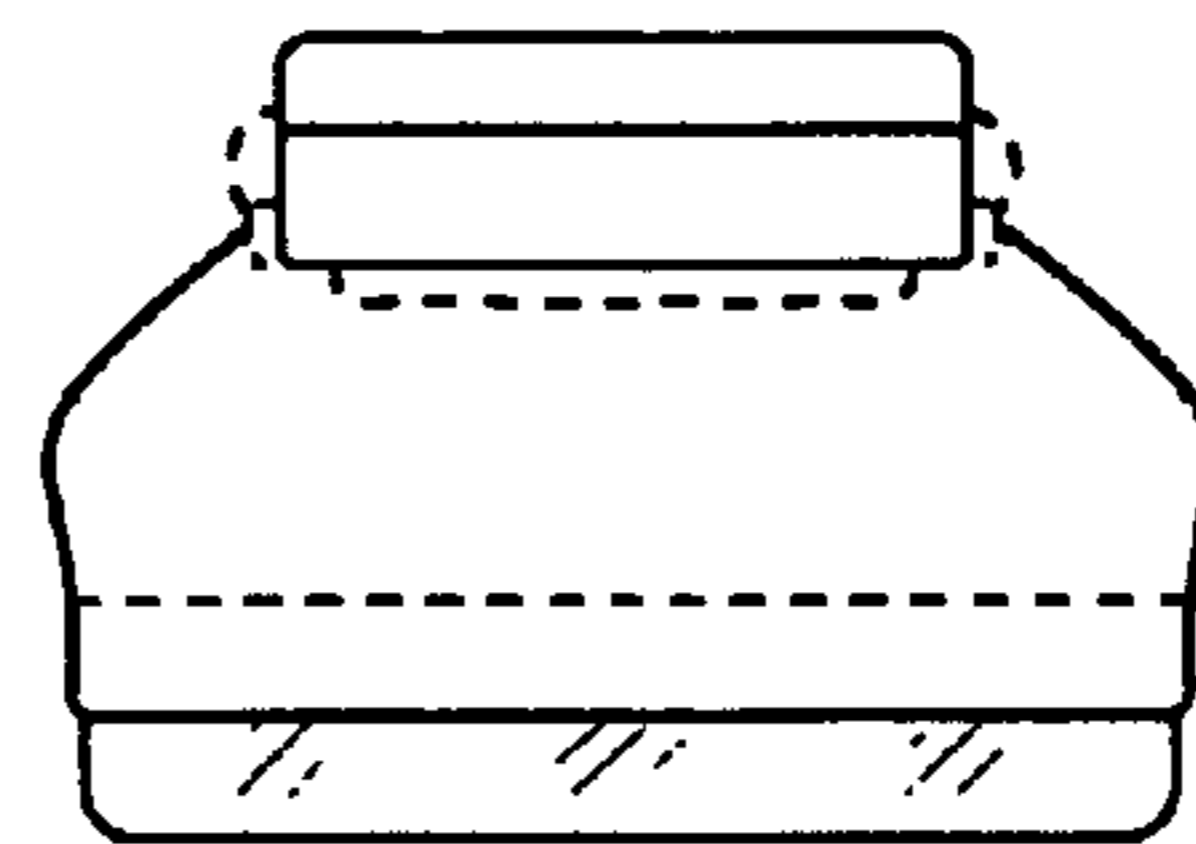


FIG. 6

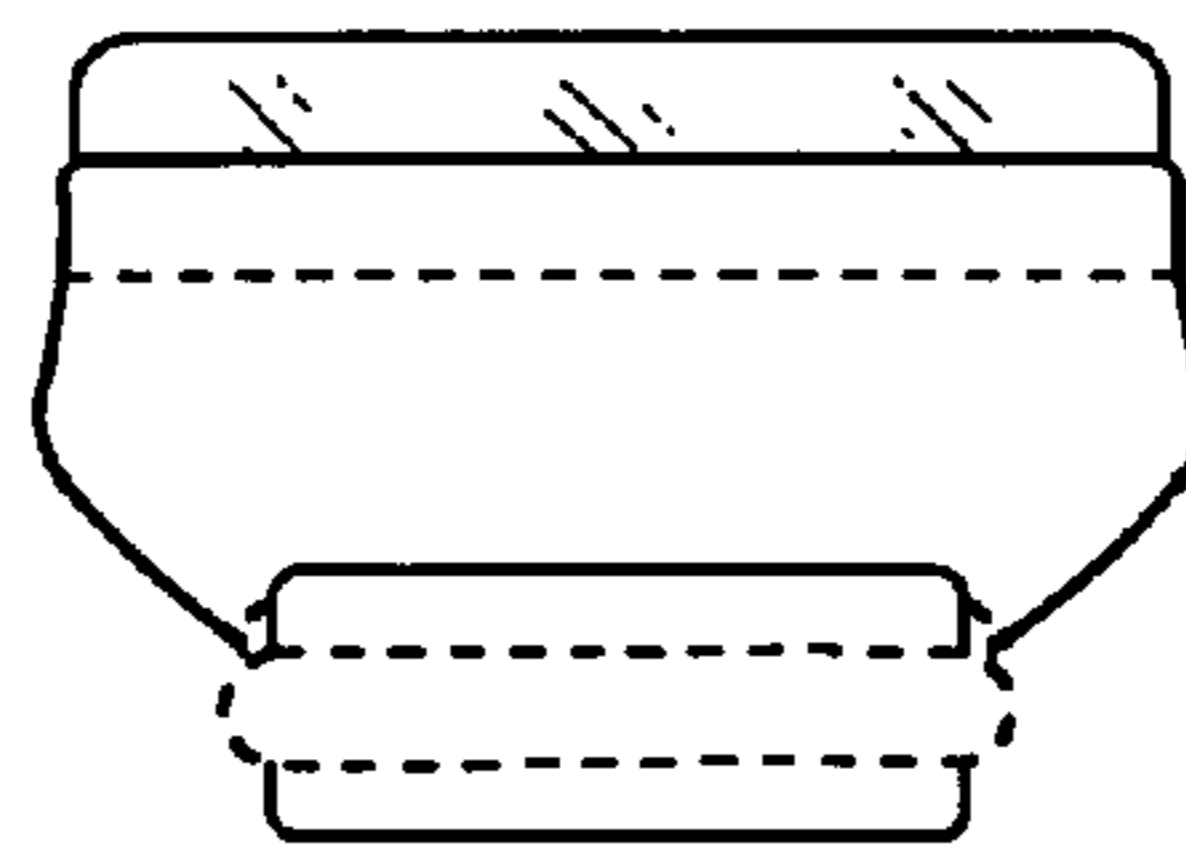


FIG. 5