



US00D651112S

(12) **United States Design Patent**
Kuwano

(10) **Patent No.:** **US D651,112 S**

(45) **Date of Patent:** **** Dec. 27, 2011**

(54) **SIGNAL WARNING AND DISPLAYING LAMP**

(75) Inventor: **Koichi Kuwano**, Osaka (JP)

(73) Assignee: **Patlite Corporation**, Osaka-Fu (JP)

(**) Term: **14 Years**

(21) Appl. No.: **29/397,366**

(22) Filed: **Jul. 14, 2011**

(30) **Foreign Application Priority Data**

Jan. 17, 2011 (JP) 2011-000746 D

(51) **LOC (9) Cl.** **10-05**

(52) **U.S. Cl.** **D10/114.1**

(58) **Field of Classification Search** D10/114.2,
D10/114.6, 114.9, 114.1; D26/37, 39-42,
D26/61-62, 75-76, 92, 72; D28/88; 362/184,
362/202, 203, 205, 235, 641; 340/321, 908
See application file for complete search history.

(56) **References Cited**

U.S. PATENT DOCUMENTS

D154,053	S *	6/1949	McCann	D26/76
2,486,998	A *	11/1949	Szeklinski	340/321
D322,584	S *	12/1991	Kawashima et al.	D10/114.6
5,081,568	A *	1/1992	Dong et al.	362/184
5,521,595	A *	5/1996	Totten et al.	340/908
5,653,529	A *	8/1997	Spocharski	362/235
D383,867	S *	9/1997	Shalvi	D26/68
D389,420	S *	1/1998	Campman	D10/114.9
6,135,612	A *	10/2000	Clore	362/184

6,371,625	B2 *	4/2002	Campman	362/184
D457,669	S *	5/2002	Piepgras et al.	D26/37
6,511,203	B1 *	1/2003	Winther	362/202
6,729,745	B2 *	5/2004	Yang	362/203
6,808,291	B1 *	10/2004	Aylward et al.	362/205
D513,810	S *	1/2006	Ho	D26/37
D538,480	S *	3/2007	Chen	D28/88
2004/0228124	A1 *	11/2004	Reiff et al.	362/184
2005/0099805	A1 *	5/2005	Chapman	362/184
2006/0002153	A1 *	1/2006	Currie et al.	362/641

* cited by examiner

Primary Examiner — George D Kirschbaum

(74) *Attorney, Agent, or Firm* — DLA Piper LLP (US)

(57) **CLAIM**

The ornamental design for a signal warning and displaying lamp, as shown and described.

DESCRIPTION

FIG. 1 is a front elevational view of a signal warning and displaying lamp showing my new design;
FIG. 2 is a rear elevational view thereof;
FIG. 3 is a top plan view thereof;
FIG. 4 is a bottom plan view thereof; and,
FIG. 5 is a left side elevational view thereof, the right side elevational view being a mirror image of the left side elevational view.
In the drawings, the broken line showing of the globe for a lamp depicts environmental subject matter and forms no part of the claim.

1 Claim, 3 Drawing Sheets

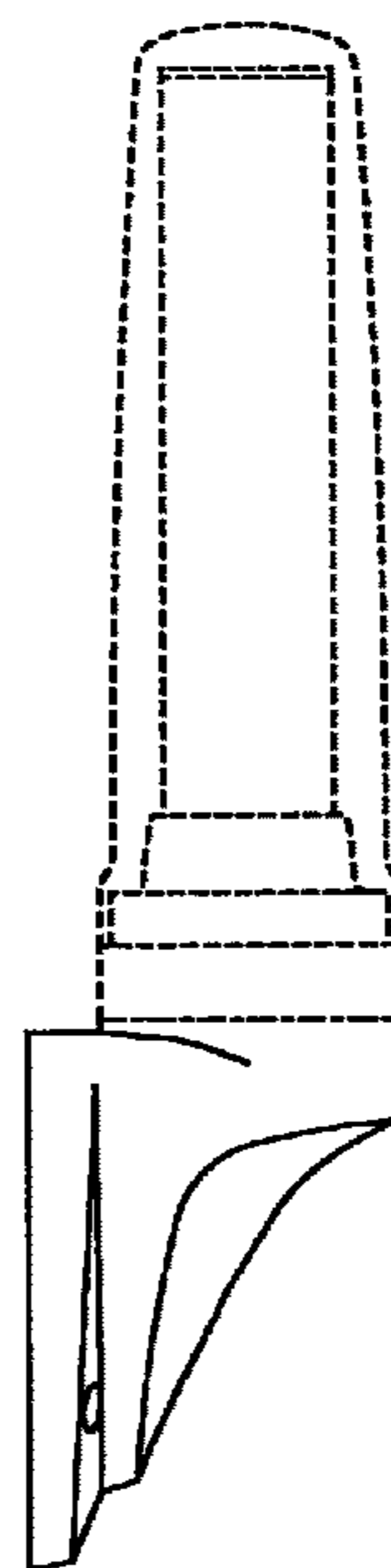



FIG. 1




FIG. 2

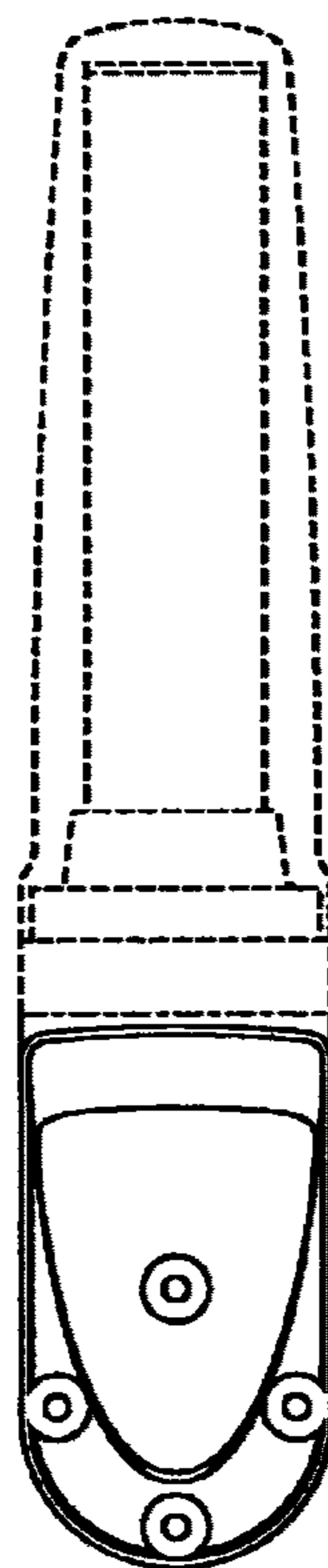


FIG. 3

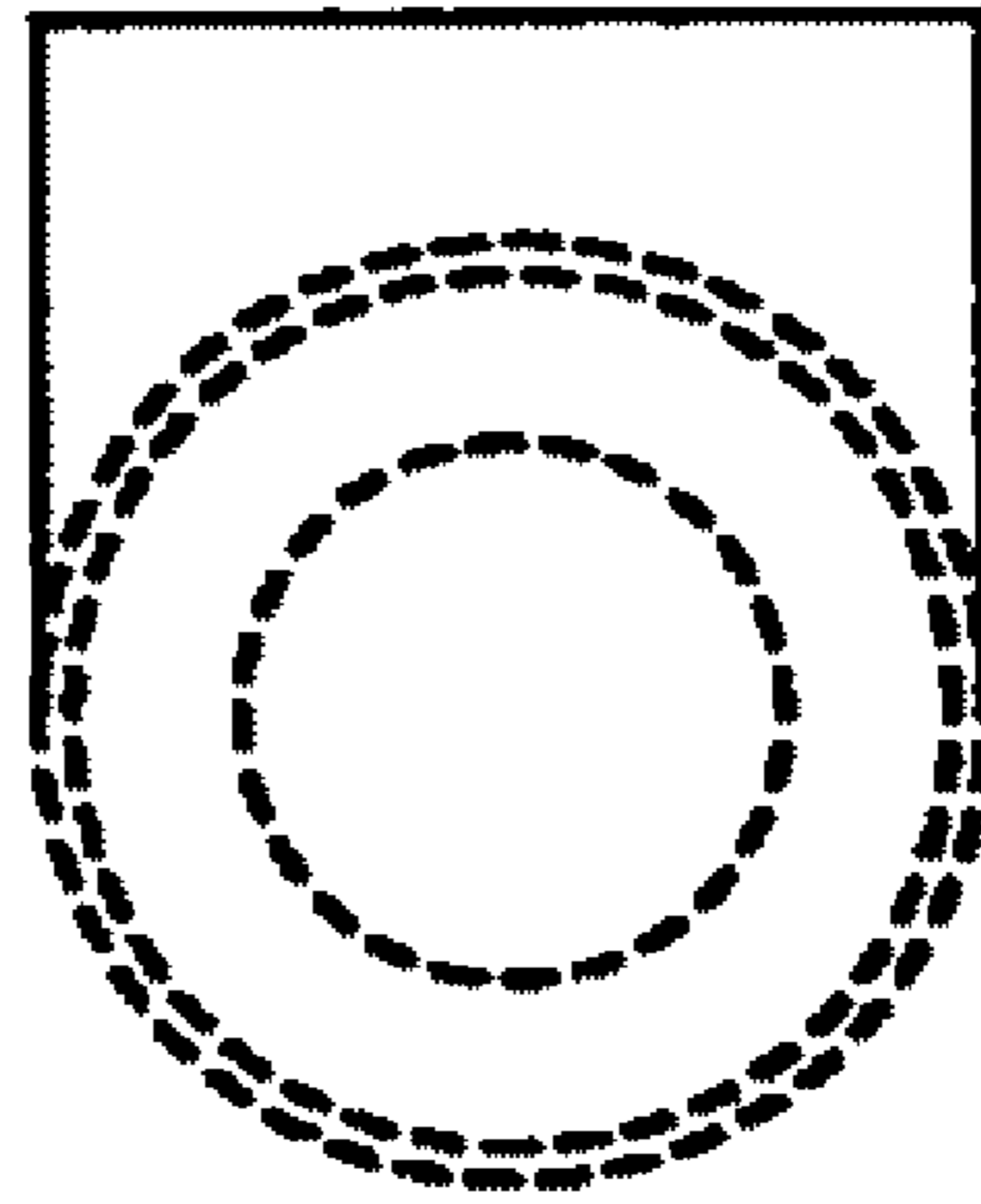


FIG. 4




FIG. 5

