



US00D651109S

(12) **United States Design Patent**
Kuwano

(10) **Patent No.:** **US D651,109 S**

(45) **Date of Patent:** **** Dec. 27, 2011**

(54) **SIGNAL WARNING AND DISPLAYING LAMP**

(75) Inventor: **Koichi Kuwano**, Osaka (JP)

(73) Assignee: **Patlite Corporation**, Osaka-Fu (JP)

(**) Term: **14 Years**

(21) Appl. No.: **29/382,061**

(22) Filed: **Dec. 28, 2010**

(30) **Foreign Application Priority Data**

Jun. 30, 2010 (JP) 2010-015961 D

(51) **LOC (9) Cl.** **10-05**

(52) **U.S. Cl.** **D10/114.1**

(58) **Field of Classification Search** D10/114.2,
D10/114.6, 114.9; D26/37, 39-42; 362/202,
362/203, 205

See application file for complete search history.

(56) **References Cited**

U.S. PATENT DOCUMENTS

2,486,998	A *	11/1949	Szeklinski	340/321
D322,584	S *	12/1991	Kawashima et al.	D10/114.6
5,081,568	A *	1/1992	Dong et al.	362/184
5,521,595	A *	5/1996	Totten et al.	340/908
5,653,529	A *	8/1997	Spocharski	362/235
D383,867	S *	9/1997	Shalvi	D26/68
D389,420	S *	1/1998	Campman	D10/114.9
6,135,612	A *	10/2000	Clore	362/184

6,371,625	B2 *	4/2002	Campman	362/184
D457,669	S *	5/2002	Piepgras et al.	D26/37
6,511,203	B1 *	1/2003	Winther	362/202
6,729,745	B2 *	5/2004	Yang	362/203
6,808,291	B1 *	10/2004	Aylward et al.	362/205
D513,810	S *	1/2006	Ho	D26/37
D538,480	S *	3/2007	Chen	D28/88
2004/0228124	A1 *	11/2004	Reiff et al.	362/184
2005/0099805	A1 *	5/2005	Chapman	362/184

* cited by examiner

Primary Examiner — Caron D Veynar

Assistant Examiner — George D Kirschbaum

(74) *Attorney, Agent, or Firm* — DLA Piper LLP (US)

(57) **CLAIM**

The ornamental design for a signal warning and displaying lamp, as shown and described.

DESCRIPTION

FIG. 1 is a front elevational view of a signal warning and displaying lamp of my new design, the rear elevational view being a mirror image of the front elevational view;

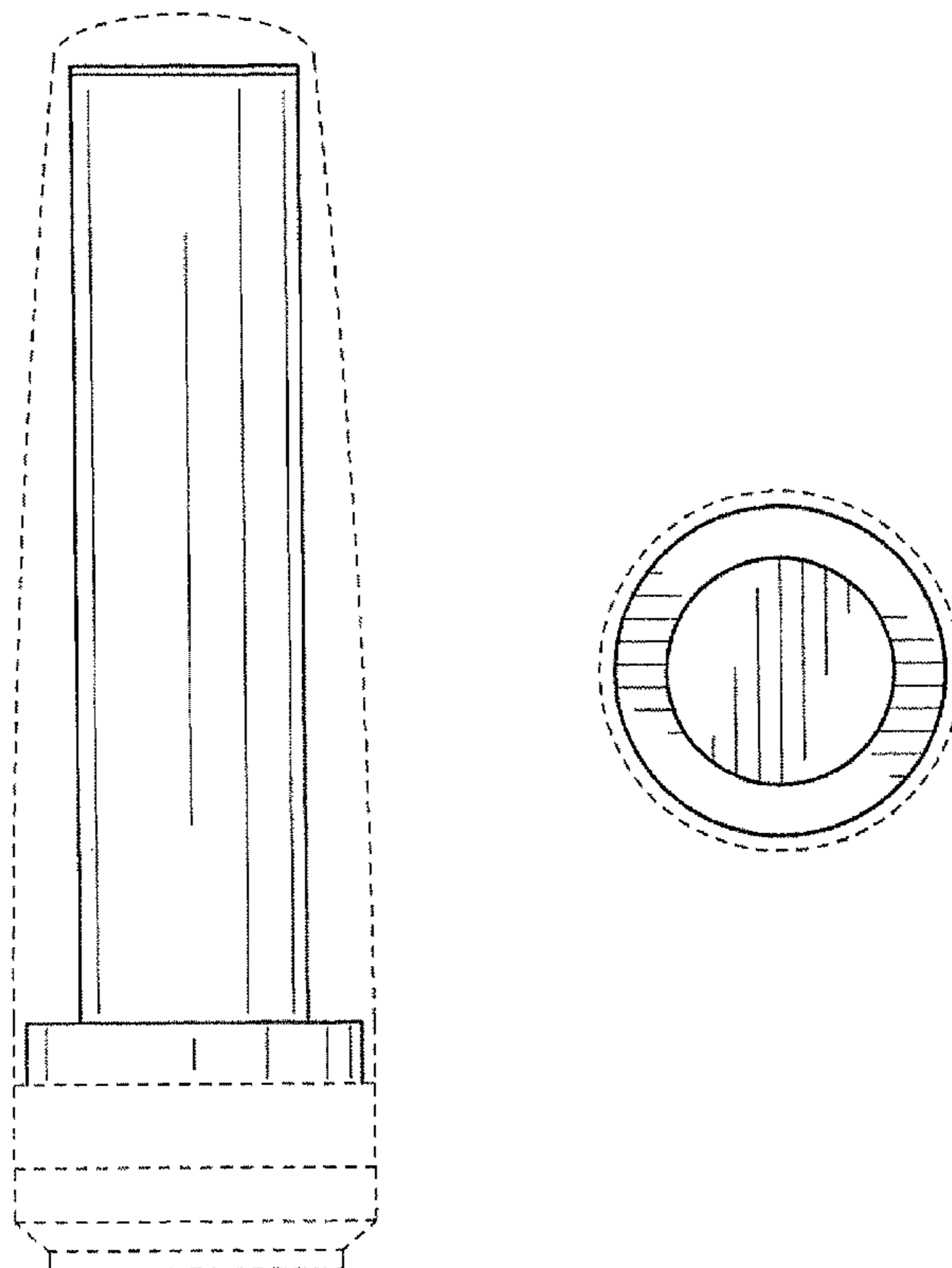
FIG. 2 is a right side elevational view thereof, the left side elevational view being a mirror image of the right side elevational view;

FIG. 3 is a top plan view thereof; and,

FIG. 4 is a bottom plan view thereof.

The broken line representations in Figures are for the purpose of illustration only and not a part of the design.

1 Claim, 2 Drawing Sheets



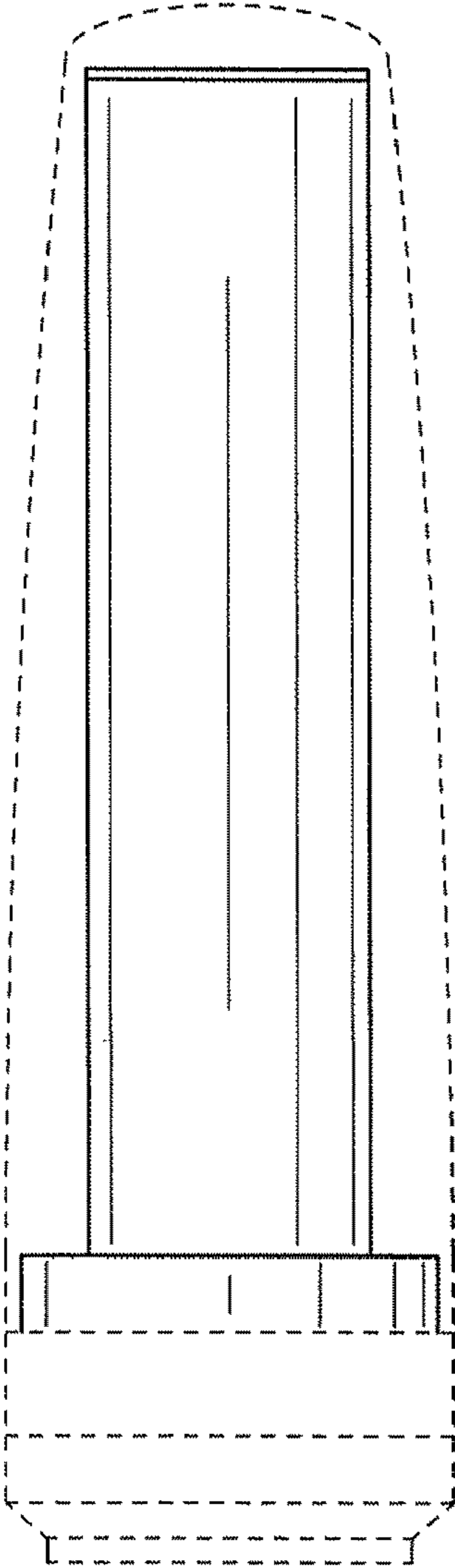


FIG. 1

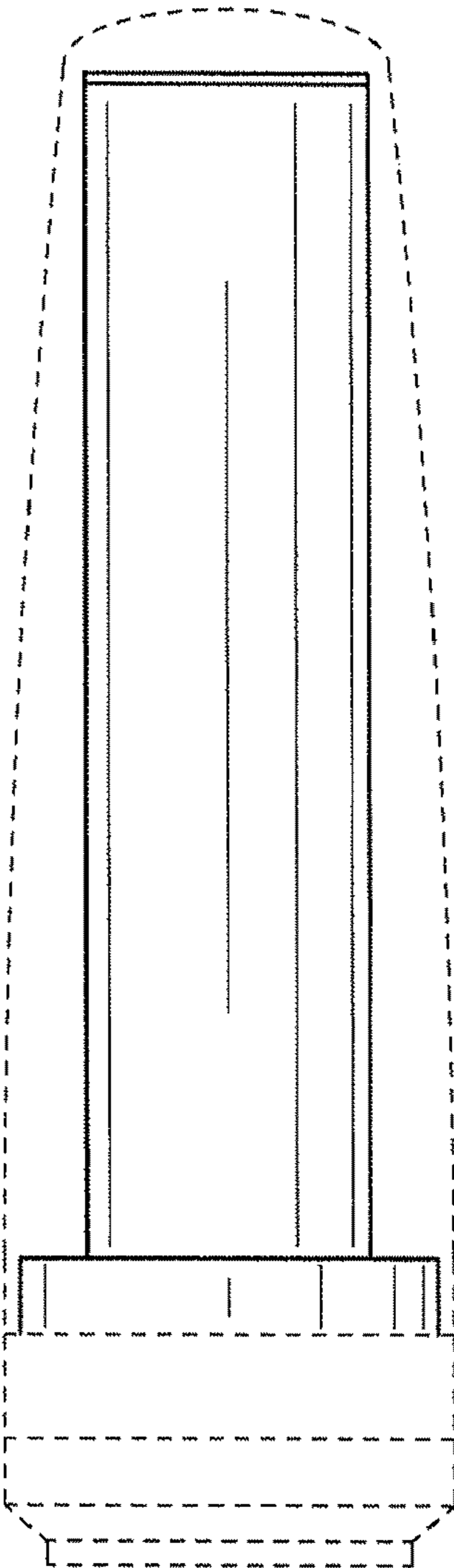


FIG. 2

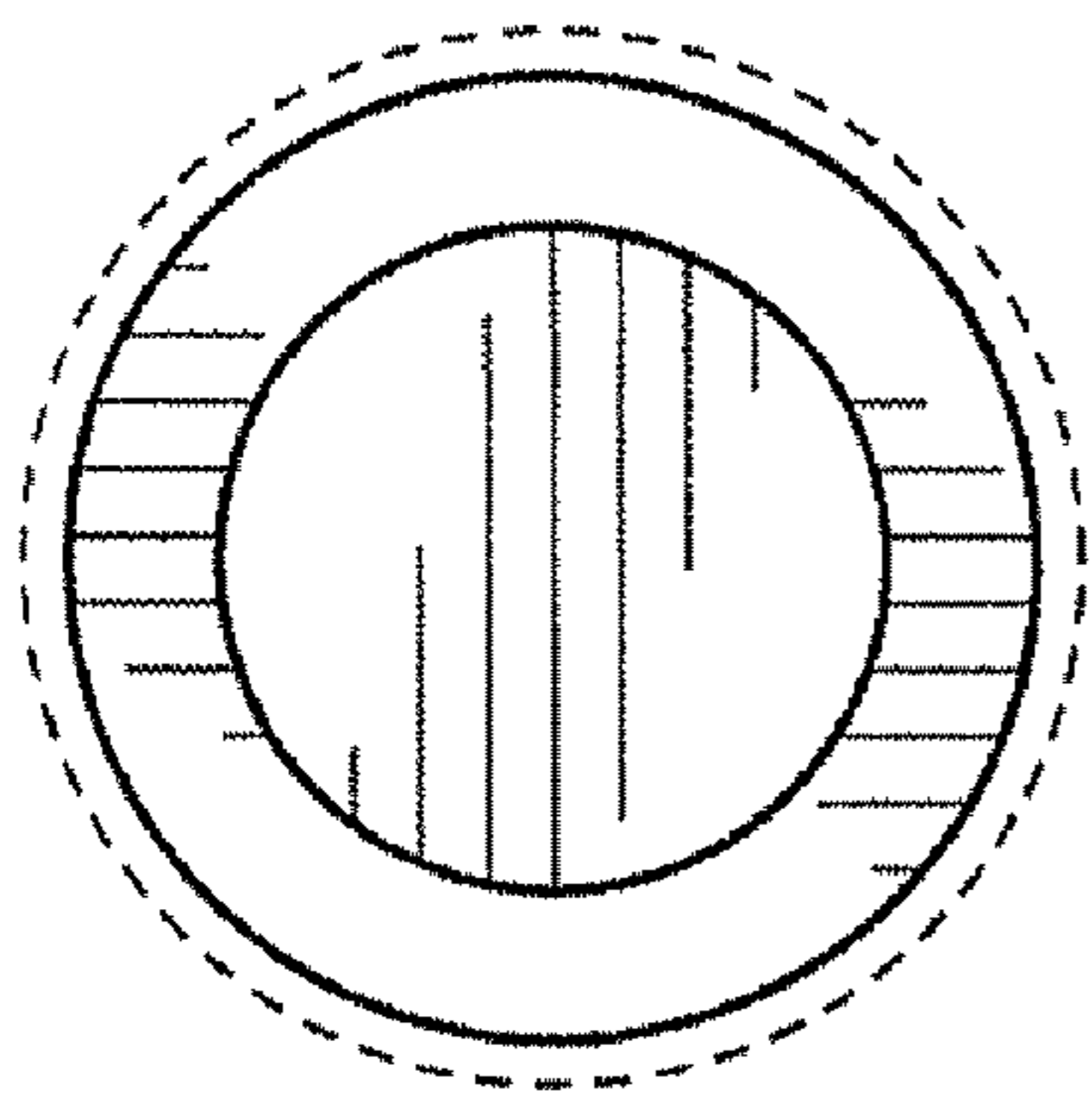


FIG. 3

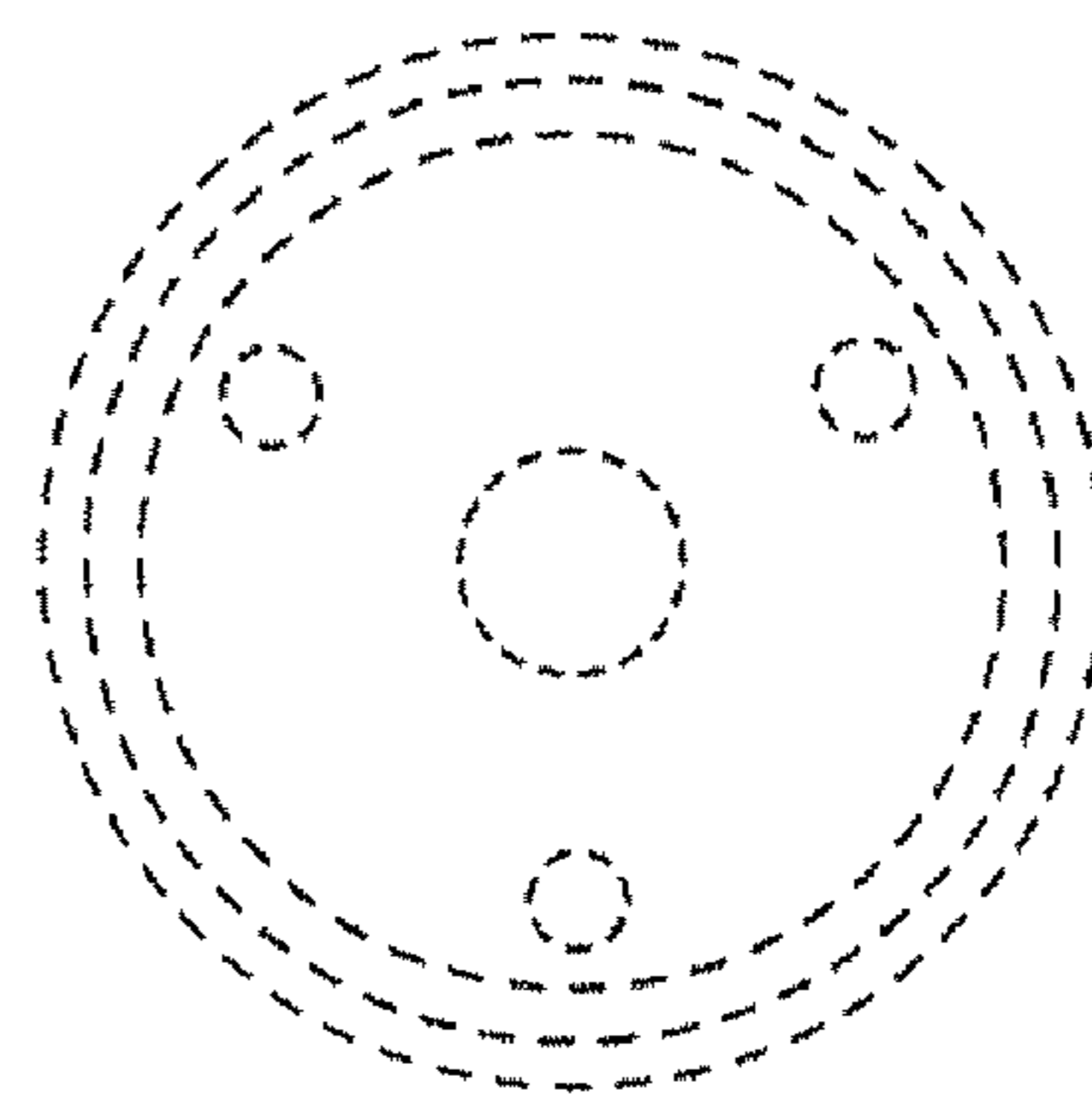


FIG. 4