



US00D651107S

(12) **United States Design Patent**
Bradford et al.

(10) **Patent No.:** **US D651,107 S**

(45) **Date of Patent:** **** *Dec. 27, 2011**

(54) **CYTOMETER DISPLAY SCREEN**

(56)

References Cited

(75) Inventors: **Jolene Ann Bradford**, Eugene, OR (US); **Justin Shepherd Hicks**, Eugene, OR (US); **Michael Wayne Olszowy**, Eugene, OR (US); **Brandon J. Burlington**, Encinitas, CA (US); **Yusuf Shirazi**, Mission Viejo, CA (US)

U.S. PATENT DOCUMENTS

D365,530 S * 12/1995 Glaser D10/103
D401,272 S * 11/1998 Shih D19/20
D423,962 S * 5/2000 Ott D10/103
D427,155 S * 6/2000 Pawley et al. D10/103

(73) Assignee: **Life Technologies Corporation**, Carlsbad, CA (US)

OTHER PUBLICATIONS

Pictures posted on Odyssey, Inc's. website on Apr. 1, 2010.

* cited by examiner

Primary Examiner — Antoine D Davis

(**) Term: **14 Years**

(57) **CLAIM**

The ornamental design for a cytometer display screen, as shown and described.

(21) Appl. No.: **29/363,282**

DESCRIPTION

(22) Filed: **Jun. 8, 2010**

(51) **LOC (9) Cl.** **10-04**

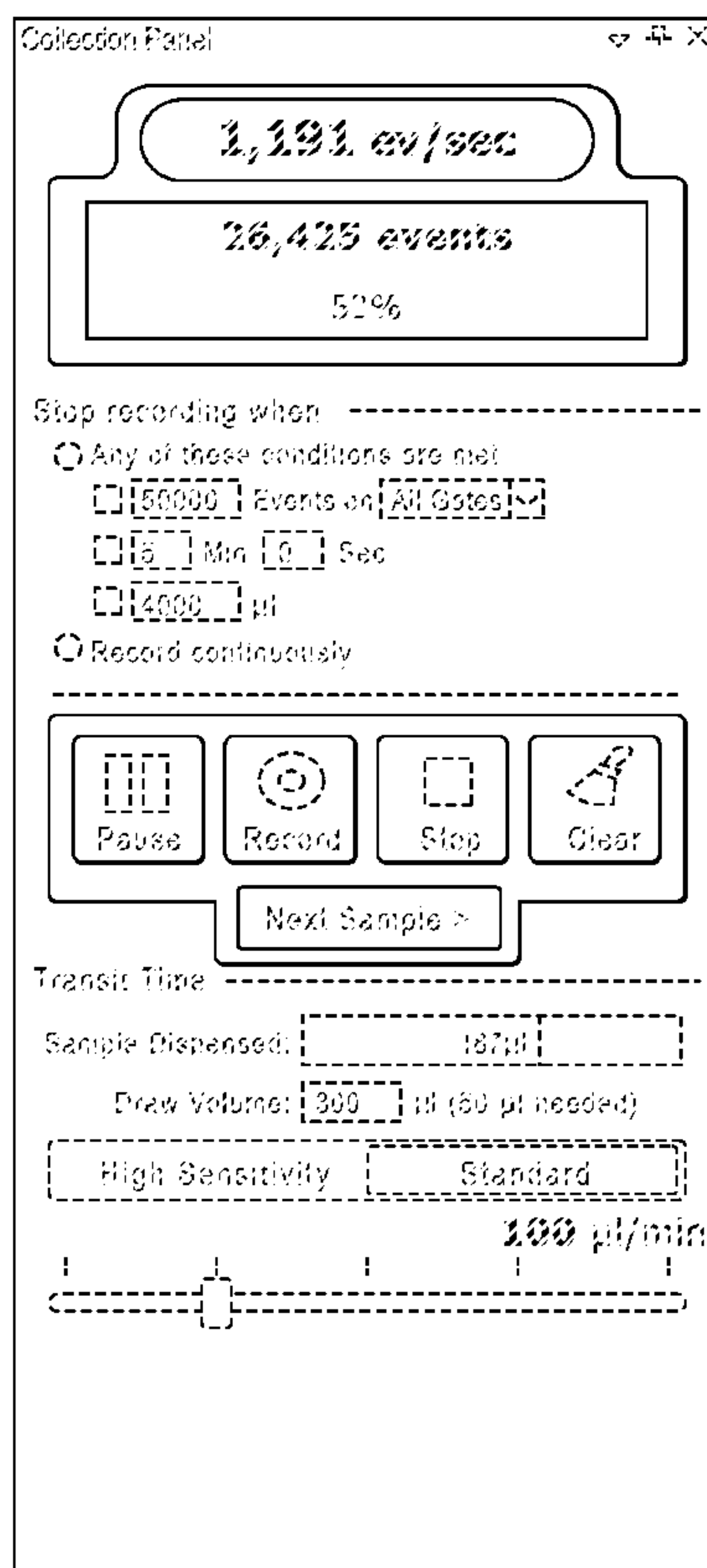
(52) **U.S. Cl.** **D10/102**

(58) **Field of Classification Search** D10/97,
D10/102-103; D24/216, 232-234; 250/458.1;
356/30, 38, 39, 72, 73, 121, 246, 317, 318,
356/336, 340, 343, 621; 378/44; 422/73,
422/82.09; 436/53, 165; 600/309; 604/5.01;
701/1

FIG. 1 is a front view of a first embodiment of a cytometer display screen of our new design.
FIG. 2 is a front view of a second embodiment of a cytometer display screen of our new design.
FIG. 3 is a front view of a third embodiment of a cytometer display screen of our new design; and,
FIG. 4 is a front view of a fourth embodiment of a cytometer display screen of our new design.
The portions of the display screen, text, and other features depicted in broken lines are not part of the claimed design.

See application file for complete search history.

1 Claim, 4 Drawing Sheets



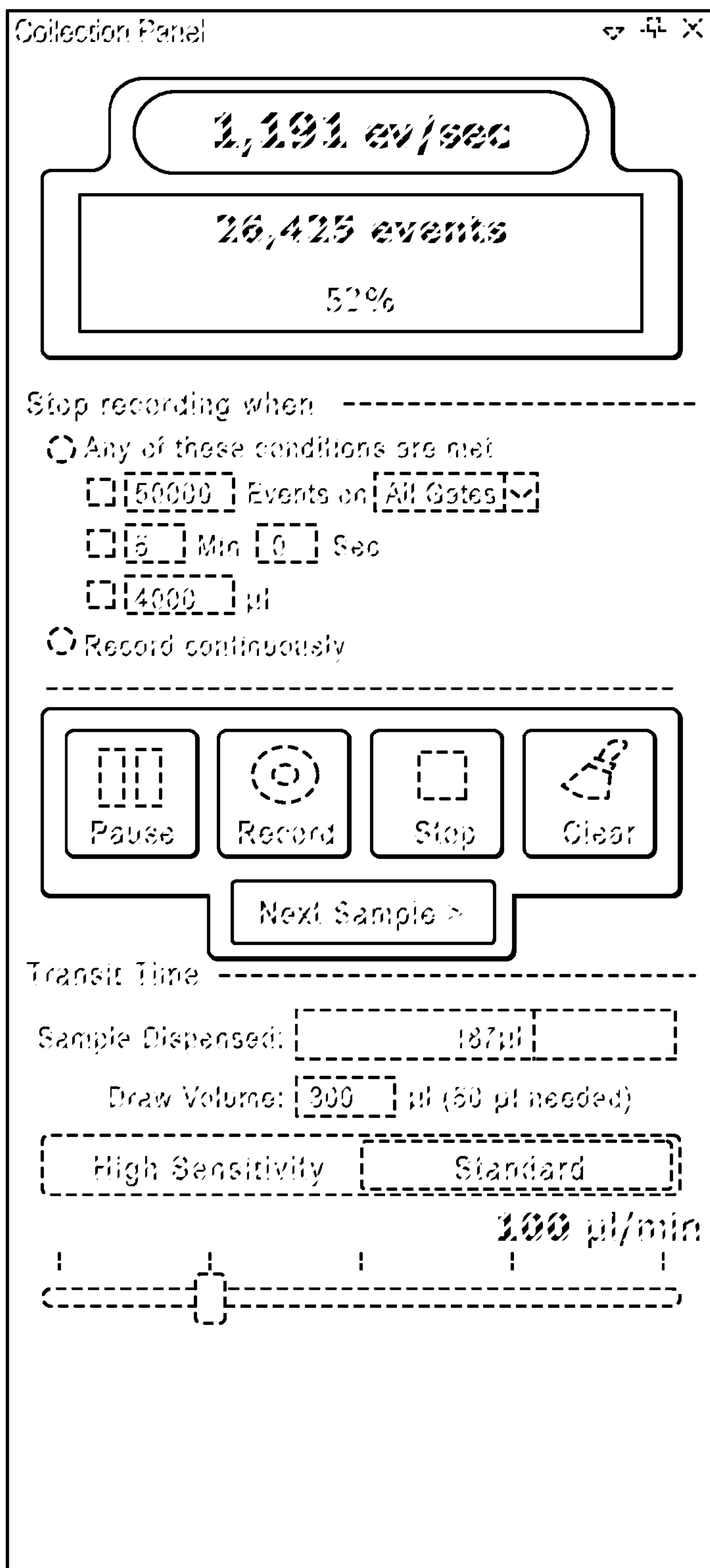


Figure 1

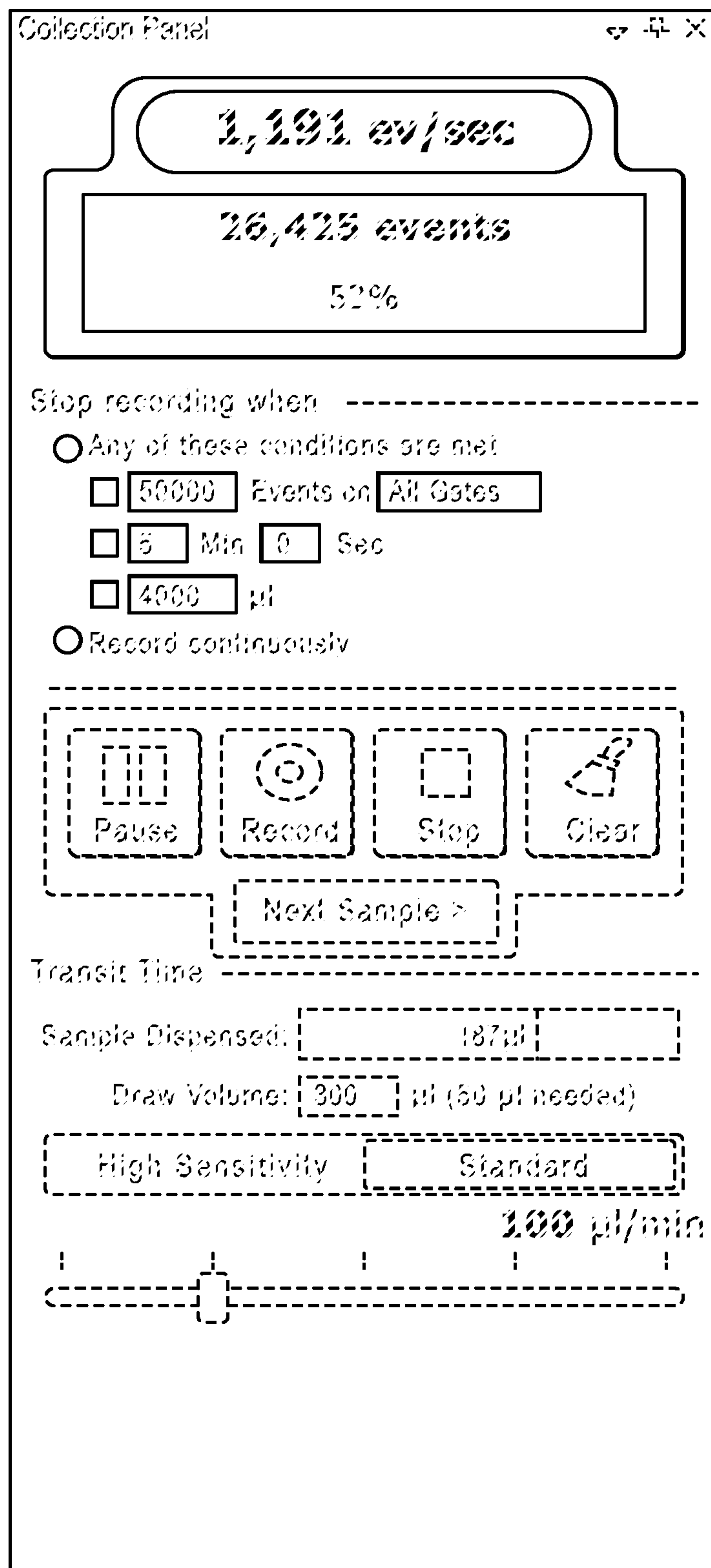


Figure 2

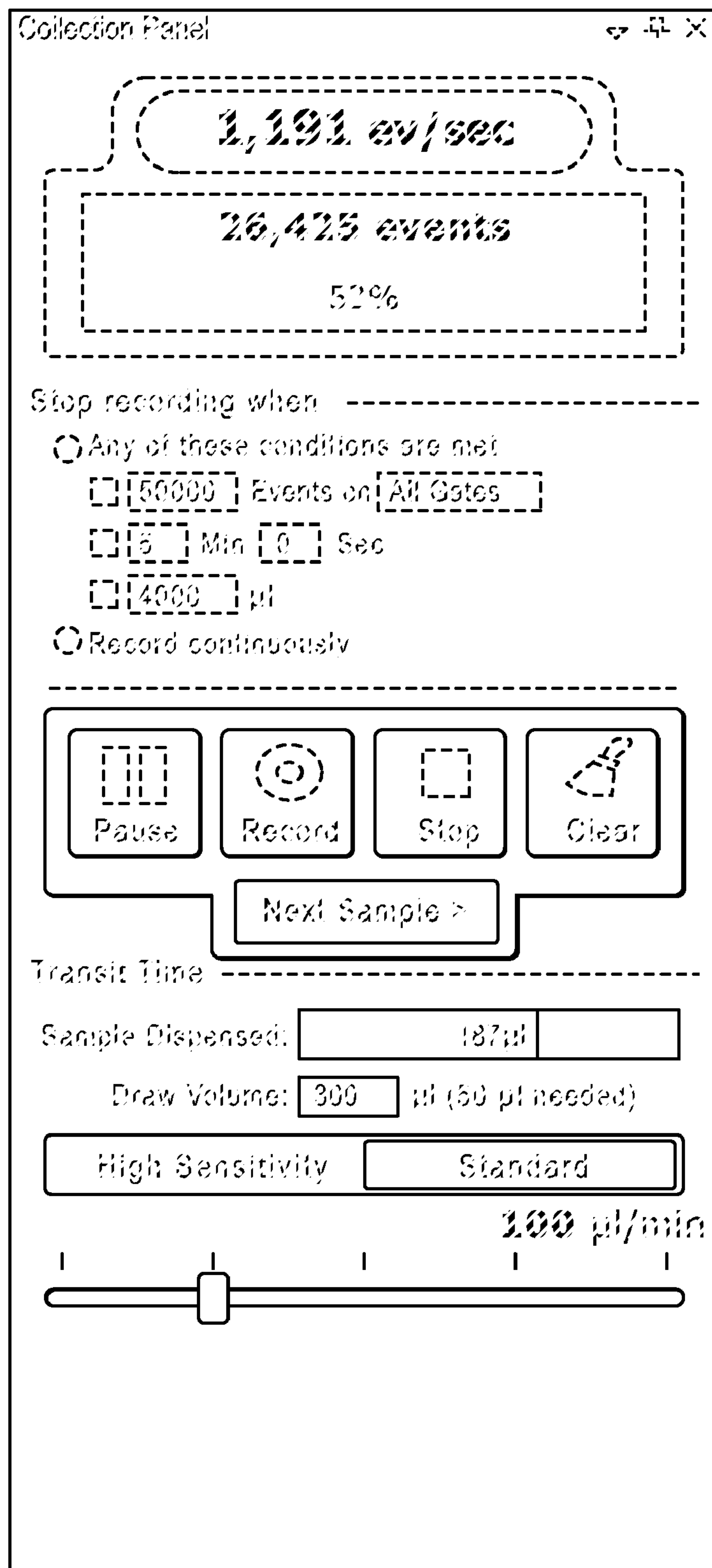


Figure 3

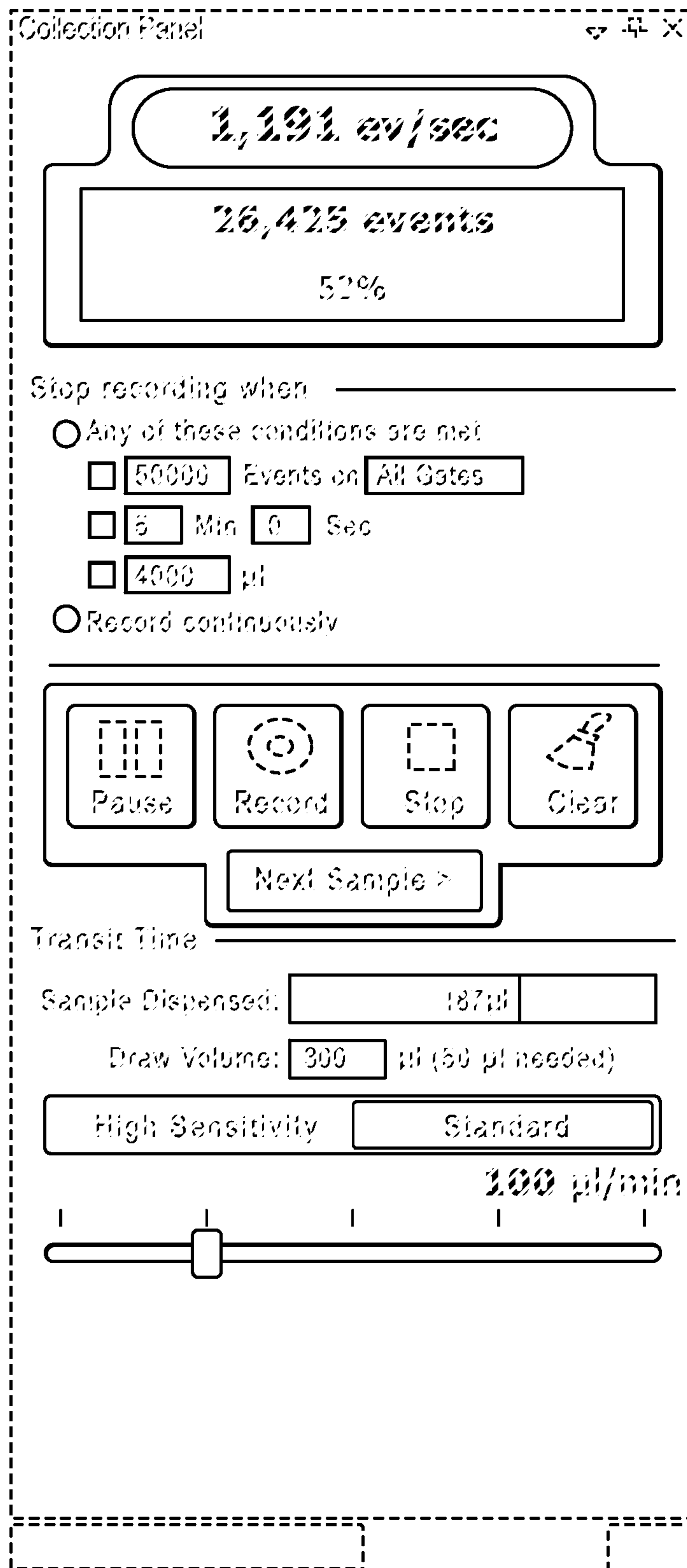


Figure 4