



US00D651098S

(12) **United States Design Patent**
Scott

(10) **Patent No.:** **US D651,098 S**

(45) **Date of Patent:** **** Dec. 27, 2011**

(54) **WRISTWATCH**

(75) Inventor: **Jeremy Scott**, Los Angeles, CA (US)

(73) Assignee: **Swatch AG (Swatch SA) (Swatch Ltd.)**,
Biel/Bienne (CH)

(**) Term: **14 Years**

(21) Appl. No.: **29/391,707**

(22) Filed: **May 12, 2011**

(51) **LOC (9) Cl.** **10-02**

(52) **U.S. Cl.** **D10/32**

(58) **Field of Classification Search** D10/30-39,
D10/6, 122-132; 368/276, 281, 282, 285;
D11/3

See application file for complete search history.

(56) **References Cited**

U.S. PATENT DOCUMENTS

D65,311 S *	7/1924	Strasser	D10/38
1,638,600 A *	8/1927	Spiro	368/281
1,644,802 A *	10/1927	Vermot	368/281
D73,956 S *	11/1927	Becker	D10/36
D73,957 S *	11/1927	Becker	D10/38
D73,959 S *	11/1927	Becker	D10/36
D73,962 S *	11/1927	Becker	D10/38
D73,994 S *	12/1927	Becker	D10/38
D78,487 S *	5/1929	Schwab	D10/39
D103,944 S *	4/1937	Kolberg	D10/38
D144,716 S *	5/1946	Hurd	D10/31
D152,353 S *	1/1949	Pennino	D10/32
D153,773 S *	5/1949	Dinhofer	D10/38

D155,603 S *	10/1949	Grilikhes	D10/38
D157,667 S *	3/1950	Glass	D10/32
D202,061 S *	8/1965	Montese-Caruso	D10/38
3,585,794 A *	6/1971	Klingenberg	368/281
D303,635 S *	9/1989	Kurzina	D10/32
D339,533 S *	9/1993	Frappe	D10/39
D370,854 S *	6/1996	Chodat	D10/30
D385,201 S *	10/1997	Jou	D10/32
D444,077 S *	6/2001	Blondin	D10/39
D558,608 S *	1/2008	Iff	D10/32
D570,710 S *	6/2008	Wong	D10/30
D597,421 S *	8/2009	Jorst et al.	D10/38
D617,212 S *	6/2010	Behling	D10/38
D631,373 S *	1/2011	Mikkelsen	D10/32

* cited by examiner

Primary Examiner — Lucy Lieberman

(74) *Attorney, Agent, or Firm* — Donald J. Ranft; Collen IP

(57) **CLAIM**

The ornamental design for a wristwatch, as shown and described.

DESCRIPTION

FIG. 1 is a front view of a wristwatch showing our new design; and
FIG. 2 is a rear view thereof;
FIG. 3 is a bottom view of the wristwatch with the watchband shown in a different position;
FIG. 4 is a top view of FIG. 3;
FIG. 5 is a right side view of FIG. 1;
FIG. 6 is a left side view of FIG. 1; and,
FIG. 7 is a front perspective view with strap closed.

1 Claim, 4 Drawing Sheets




Fig. 1




Fig. 2

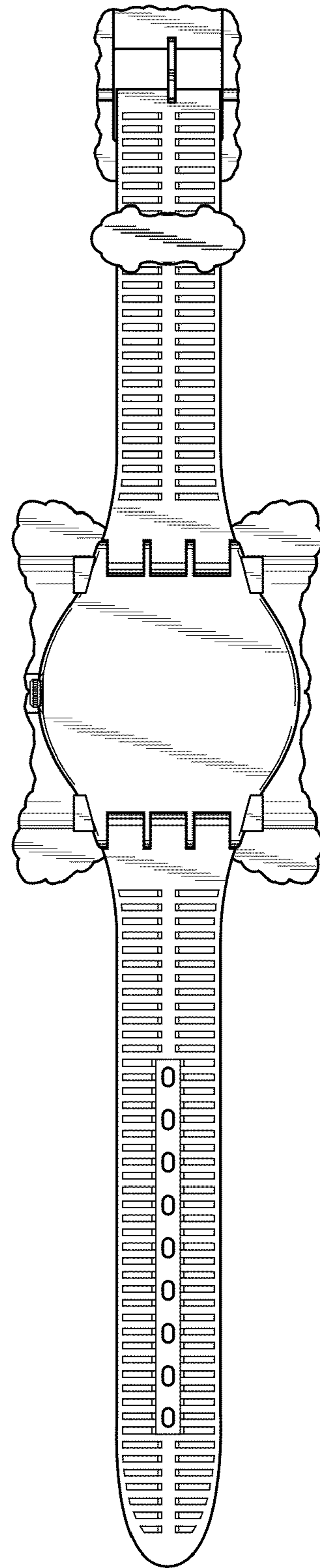


Fig. 3

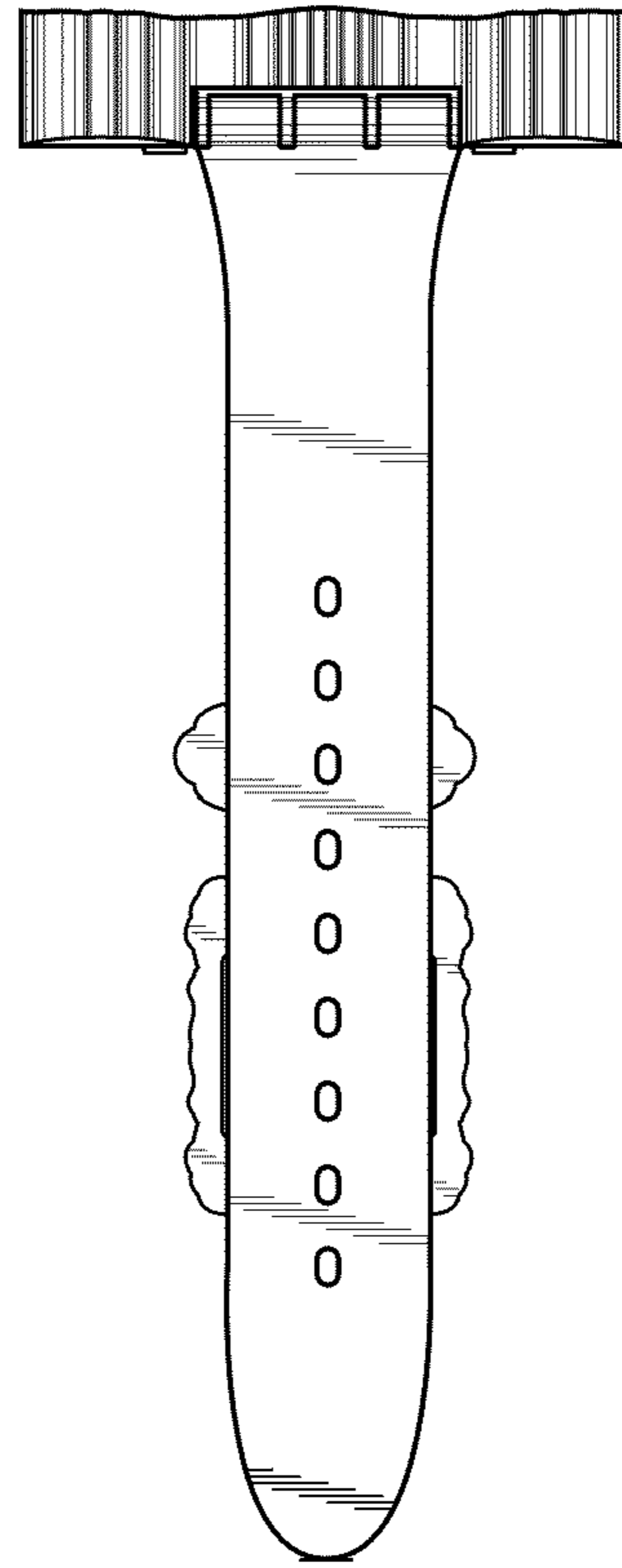


Fig. 4

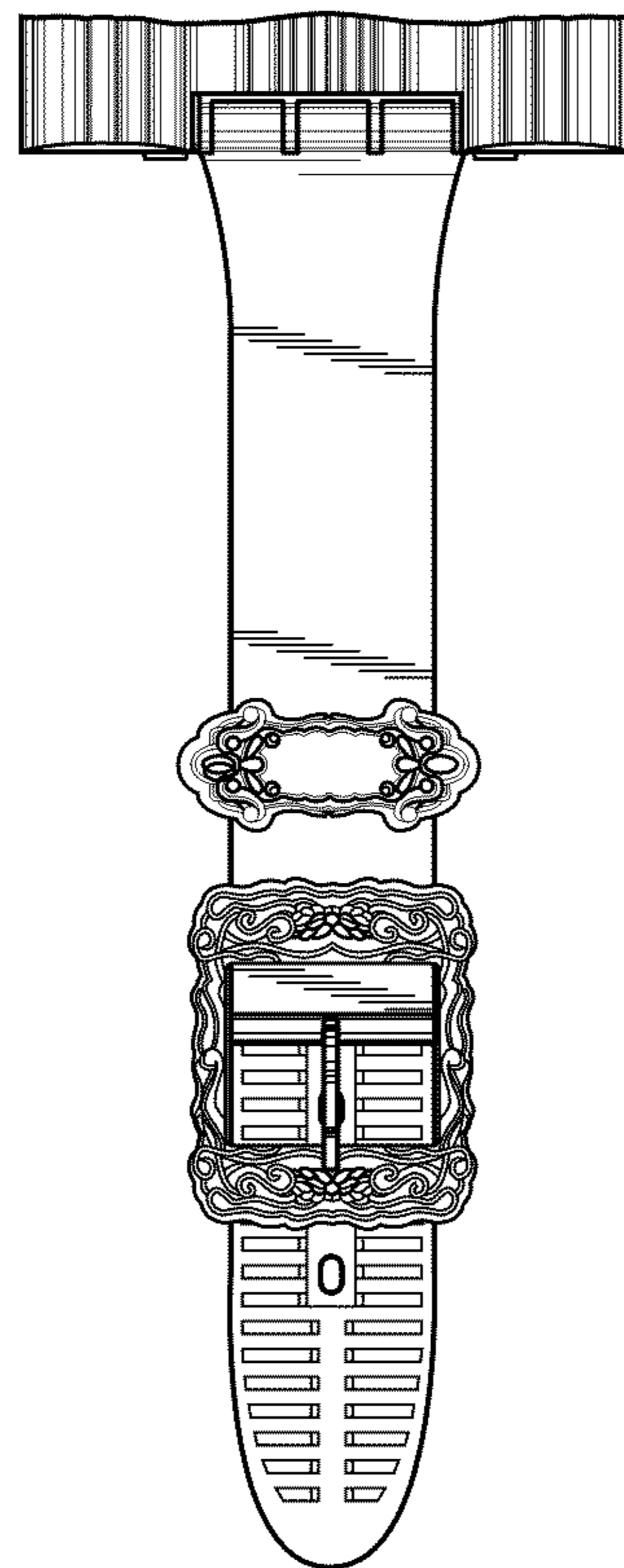


Fig. 5

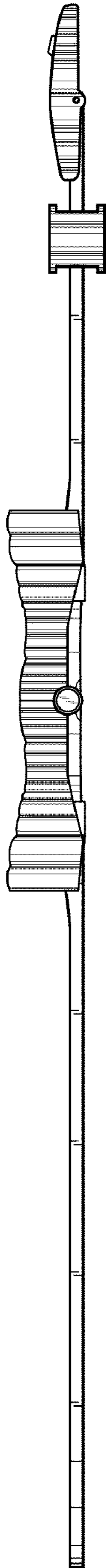


Fig. 6

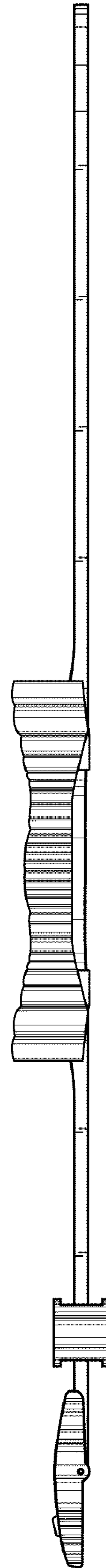


Fig. 7

