



US00D651097S

(12) **United States Design Patent**  
**Charles**

(10) **Patent No.:** **US D651,097 S**

(45) **Date of Patent:** **\*\* Dec. 27, 2011**

(54) **PRODUCT PACKAGING**

(76) Inventor: **Lawrence Charles**, Los Angeles, CA  
(US)

(\*\*) Term: **14 Years**

(21) Appl. No.: **29/388,545**

(22) Filed: **Mar. 30, 2011**

(51) **LOC (9) Cl.** ..... **09-03**

(52) **U.S. Cl.** ..... **D9/721**

(58) **Field of Classification Search** ..... D9/337,  
D9/414, 419, 421, 423, 432, 433, 701, 707,  
D9/711, 715, 737, 499; 220/500, 520, 62,  
220/668, 670; 206/213.1, 214, 216, 218,  
206/223, 256, 258, 306, 443, 525.1, 527;  
229/100, 102, 103.11, 120.02, 120.24, 122,  
229/125.37, 124, 164.2, 800; D27/185-192

See application file for complete search history.

(56) **References Cited**

U.S. PATENT DOCUMENTS

D210,651 S *	4/1968	Matsui	.....	D9/721
D251,112 S *	2/1979	Andrews	.....	D9/756
5,036,982 A	8/1991	Aston		
D406,752 S *	3/1999	Marsh	.....	D9/739
D413,803 S *	9/1999	Albright et al.	.....	D9/423
D438,101 S *	2/2001	Koster	.....	D9/721
D490,705 S *	6/2004	Olsson	.....	D9/432
D589,363 S *	3/2009	Vandecasteele et al.	.....	D9/721

D606,855 S	12/2009	Jo et al.	
D617,635 S	6/2010	Gould	
D618,560 S *	6/2010	Pender et al.	..... D9/719
D624,437 S *	9/2010	Leclezio	..... D9/721
D629,296 S	12/2010	De Muynck	
D638,307 S *	5/2011	Rossi et al.	..... D9/721
2006/0070911 A1 *	4/2006	Lowry	..... 206/736
2009/0272660 A1 *	11/2009	England	..... 206/268

\* cited by examiner

*Primary Examiner* — Thomas Johannes

(57) **CLAIM**

The ornamental design for product packaging, substantially as shown and described.

**DESCRIPTION**

FIG. 1 is a perspective view of a product packaging, showing our new design;

FIG. 2 is a perspective view thereof with the lid of the product packaging open and a product from the product packaging positioned adjacent to the product packaging;

FIG. 3 is a front elevation view thereof;

FIG. 4 is a rear elevation view thereof;

FIG. 5 is a top plan view thereof;

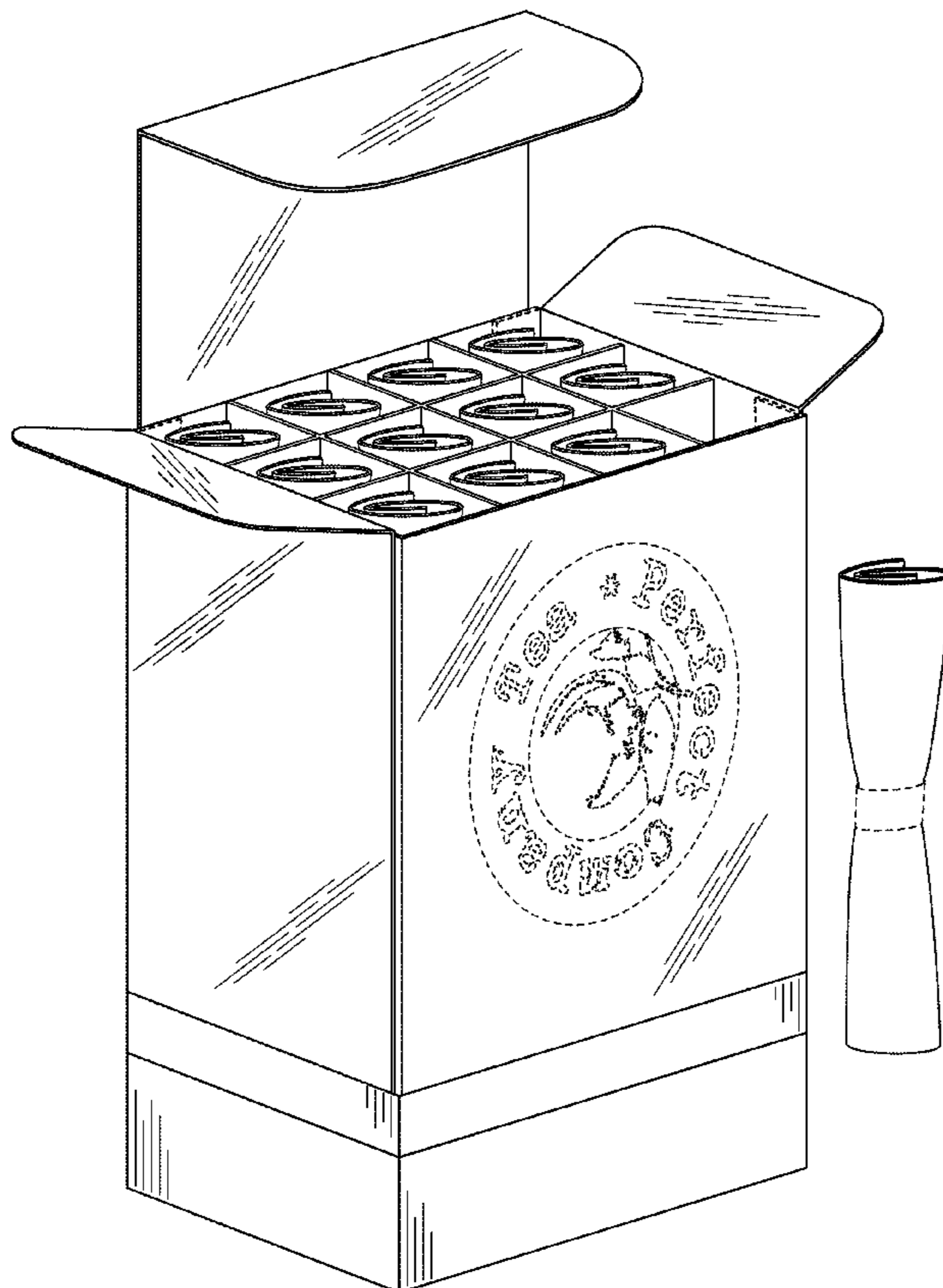
FIG. 6 is a bottom plan view thereof;

FIG. 7 is a right elevation view thereof; and,

FIG. 8 is a left elevation view thereof.

The broken lines show unclaimed subject matter only and form no part of the claimed design.

**1 Claim, 6 Drawing Sheets**



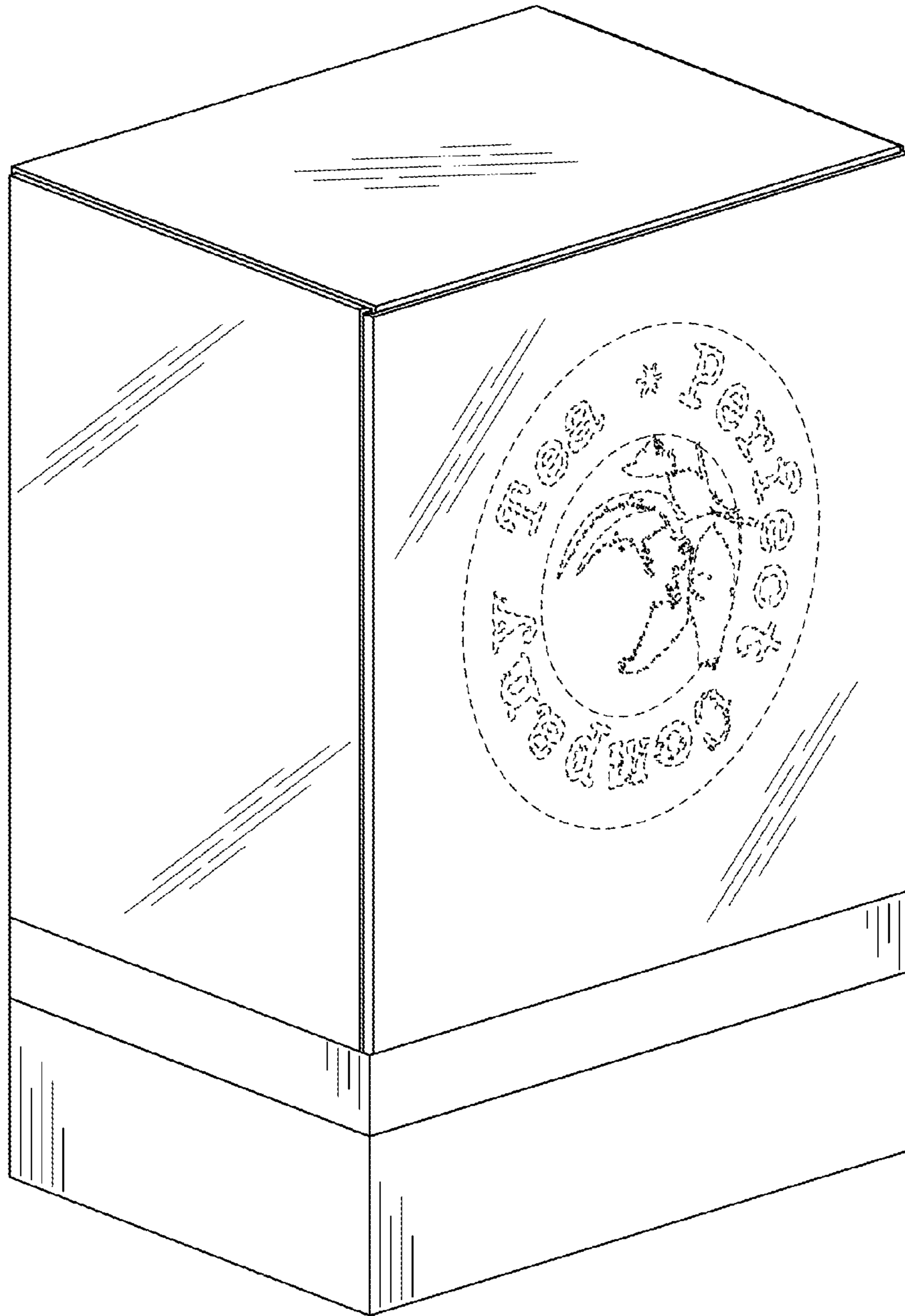


FIG. 1




FIG. 2

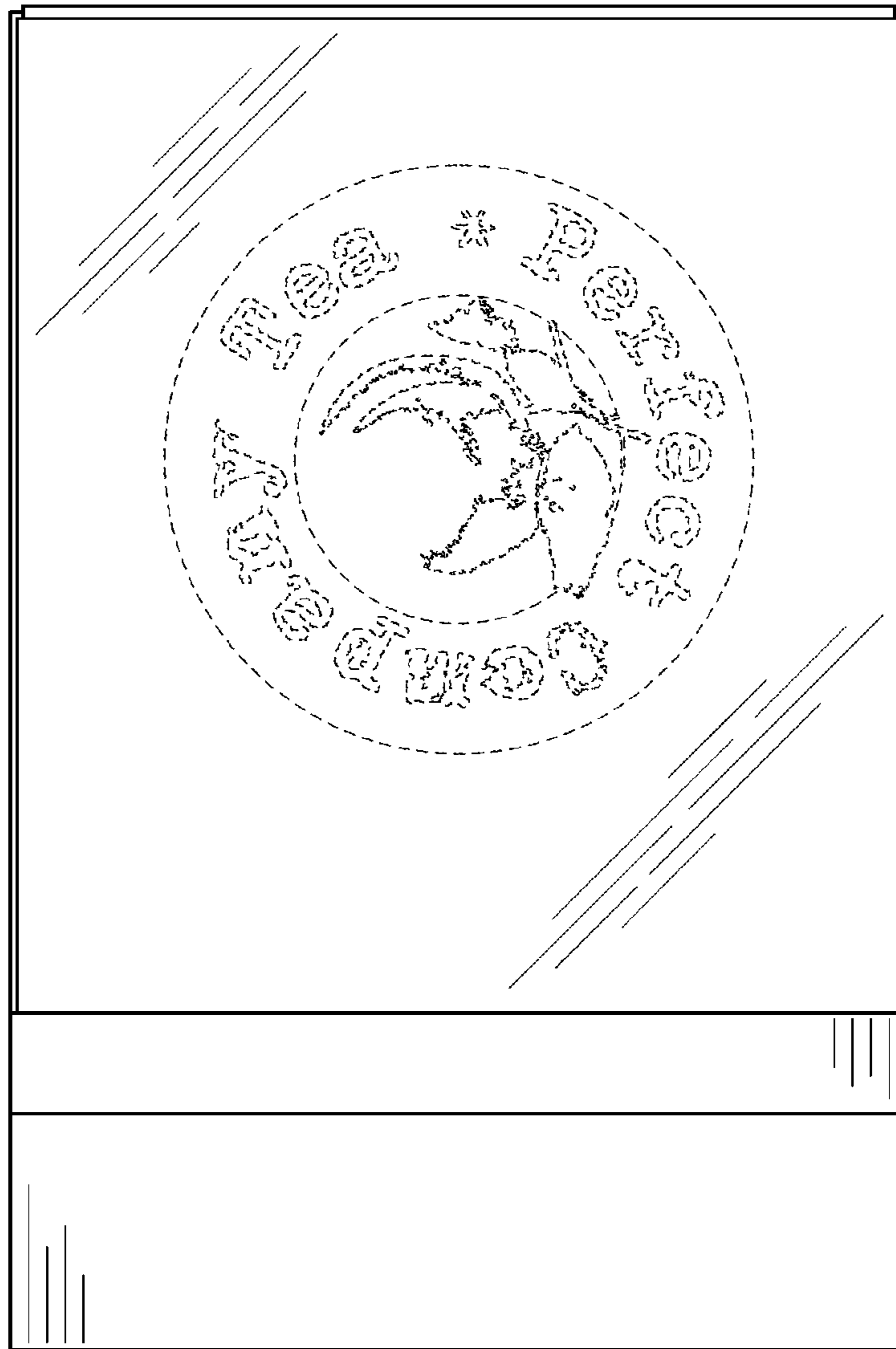


FIG. 3




FIG. 4




FIG. 5

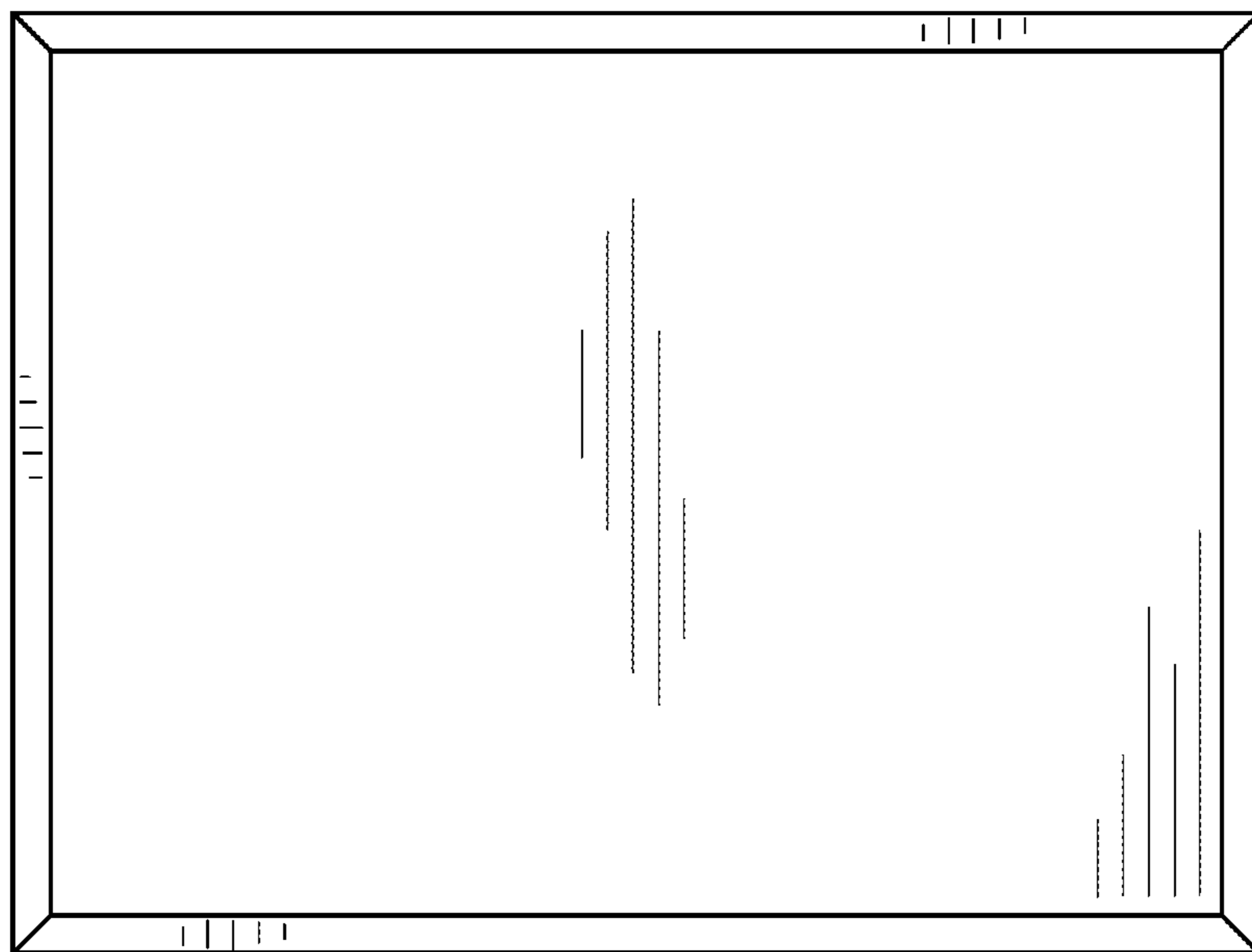


FIG. 6




FIG. 7

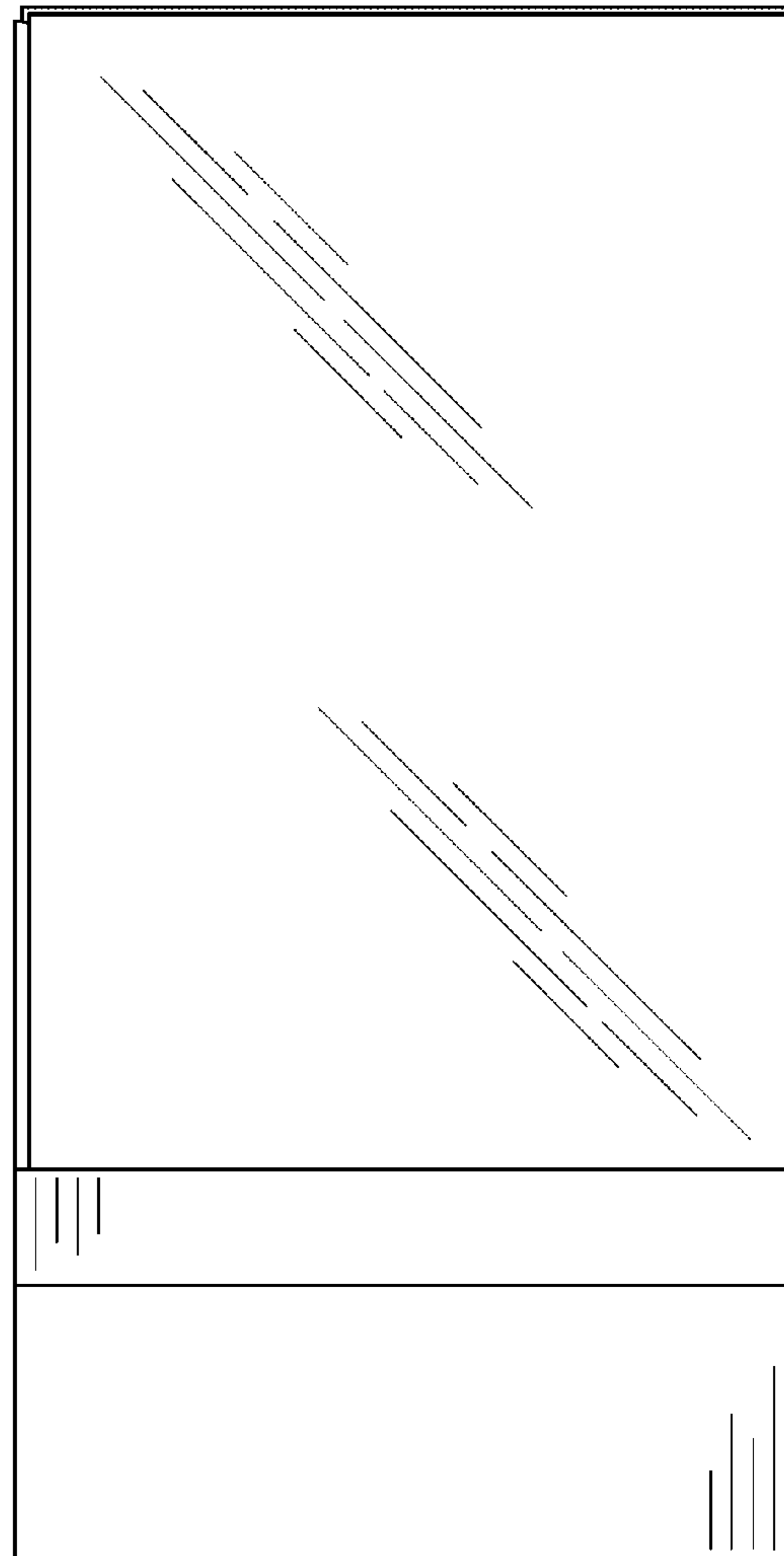


FIG. 8