



US00D651087S

(12) **United States Design Patent**
Schultz et al.

(10) **Patent No.:** **US D651,087 S**
(45) **Date of Patent:** **** Dec. 27, 2011**

(54) **APPLICATOR FOR DISPENSING SELF-ADHESIVE PRODUCTS**

(75) Inventors: **Jeffrey A. Schultz**, Racine, WI (US); **Michael E. Klinkhammer**, Racine, WI (US); **Steven A. Zach**, Waterford, WI (US); **Russell B. Wortley**, Kenosha, WI (US); **William J. Rice**, Antioch, IL (US); **Doraiswami Jaichandra**, Racine, WI (US); **Mark D. Duennes**, Wheeling, IL (US); **Keith C. Kristiansen**, Stratford, CT (US); **Jeffrey E. Butler, Jr.**, Edgewater, NJ (US); **Thomas Van Dyk**, Ramsey, NJ (US); **David A. Demar**, Tenafly, NY (US); **Roland Charriez**, Plattekill, NY (US); **John Kiely**, Morris Plains, NJ (US); **John Anastasiadis**, Tinton Falls, NJ (US)

4,413,760 A 11/1983 Paton
4,895,264 A * 1/1990 Phlaphongphanich 215/11.1
4,955,747 A 9/1990 Tarver
5,020,693 A 6/1991 Ernst et al.
5,421,663 A 6/1995 Bravo
5,588,560 A 12/1996 Benedict et al.
5,636,933 A 6/1997 Vizsolyi
6,159,181 A 12/2000 Crossman et al.
6,357,945 B1 3/2002 Losier et al.
6,615,688 B2 9/2003 Wessel
D484,755 S 1/2004 Shonfeld et al.
6,701,828 B1 3/2004 Burns et al.
6,752,293 B2 6/2004 So
D525,140 S * 7/2006 Scott D9/552
D537,344 S 2/2007 O'Brien et al.
D537,722 S 3/2007 Jaichandra et al.
D538,164 S 3/2007 Zach et al.
D539,147 S 3/2007 O'Brien

(Continued)

FOREIGN PATENT DOCUMENTS

WO 99/38788 A1 8/1999

(Continued)

(73) Assignee: **S.C. Johnson & Son, Inc.**, Racine, WI (US)

(**) Term: **14 Years**

Primary Examiner — Ian Simmons
Assistant Examiner — Dana L Sipos

(21) Appl. No.: **29/357,501**

(57) **CLAIM**

(22) Filed: **Mar. 12, 2010**
(Under 37 CFR 1.47)

The ornamental design for an applicator for dispensing self-adhesive products, as shown and described.

(51) **LOC (9) Cl.** **09-01**
(52) **U.S. Cl.** **D9/516**
(58) **Field of Classification Search** D9/516–517,
D9/562, 682, 690, 692–693, 723, 725, 727,
D9/730; D24/197, 199; 215/11.1, 11.3,
215/11.6, 379–381, 385; 220/495.01, 495.03,
220/495.05

DESCRIPTION

See application file for complete search history.

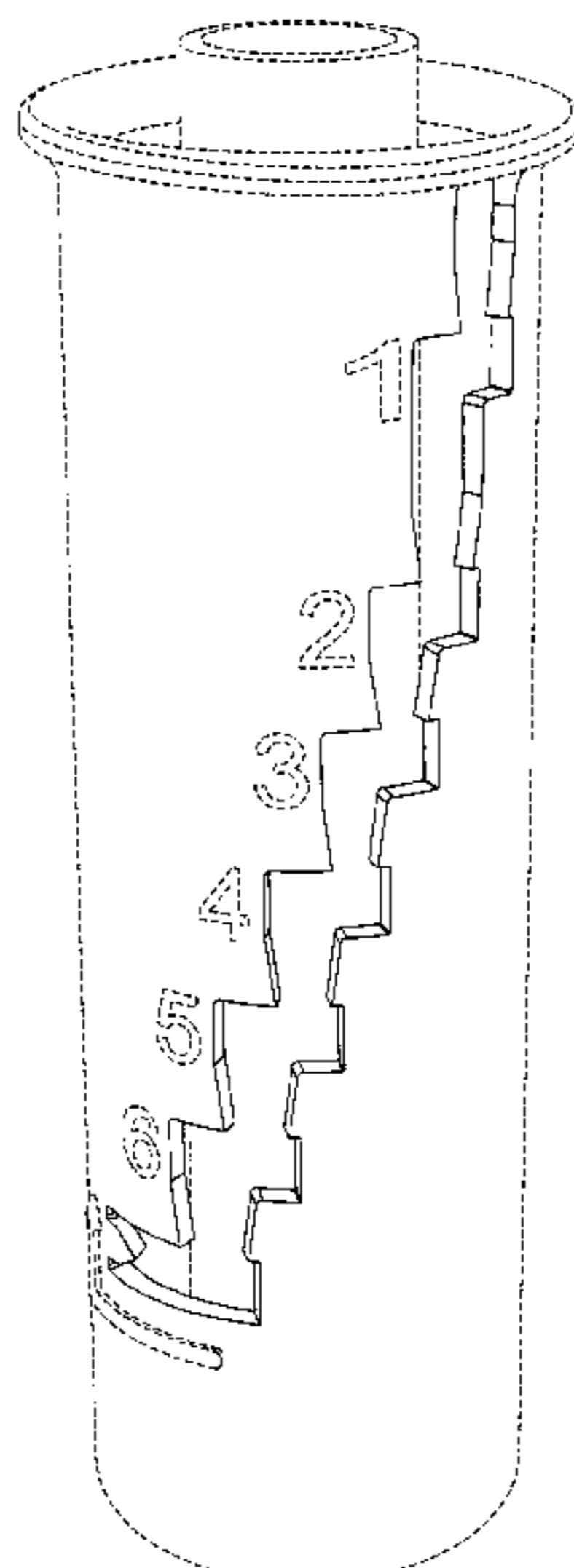
FIG. 1 is a perspective view of an applicator for dispensing self-adhesive products showing our new design; FIG. 2 is a front elevation view thereof; FIG. 3 is a left side elevation view thereof; FIG. 4 is a rear elevation view thereof; FIG. 5 is a right side elevation view thereof; FIG. 6 is a top plan view thereof; and, FIG. 7 is a bottom plan view thereof. The broken lines in the drawings showing illustrate the portions of the design that form no part of the claim.

(56) **References Cited**

U.S. PATENT DOCUMENTS

D156,710 S * 1/1950 Du Pree, Jr. D9/563
3,790,048 A 2/1974 Luciano et al.

1 Claim, 3 Drawing Sheets



US D651,087 S

Page 2

U.S. PATENT DOCUMENTS

7,226,231 B2 6/2007 Py et al.
D549,099 S * 8/2007 Edwards D9/501
D587,584 S * 3/2009 Jaichandra et al. D9/517
7,520,406 B2 4/2009 Jaichandra et al.
D592,513 S 5/2009 Zach et al.
D592,527 S 5/2009 Serio et al.
D596,033 S 7/2009 Zach et al.
D643,102 S * 8/2011 Abbondanzio et al. D23/366
2006/0167419 A1 7/2006 Fiechter et al.

2007/0007302 A1* 1/2007 Jaichandra et al. 222/47
2008/0058239 A1 3/2008 Evers et al.
2008/0099041 A1 5/2008 Evers et al.
2008/0247805 A1 10/2008 deVirag et al.
2009/0215661 A1 8/2009 Klinkhammer et al.
2009/0215909 A1 8/2009 Wortley et al.

FOREIGN PATENT DOCUMENTS

WO 2007/008531 A1 1/2007

* cited by examiner

FIG. 1

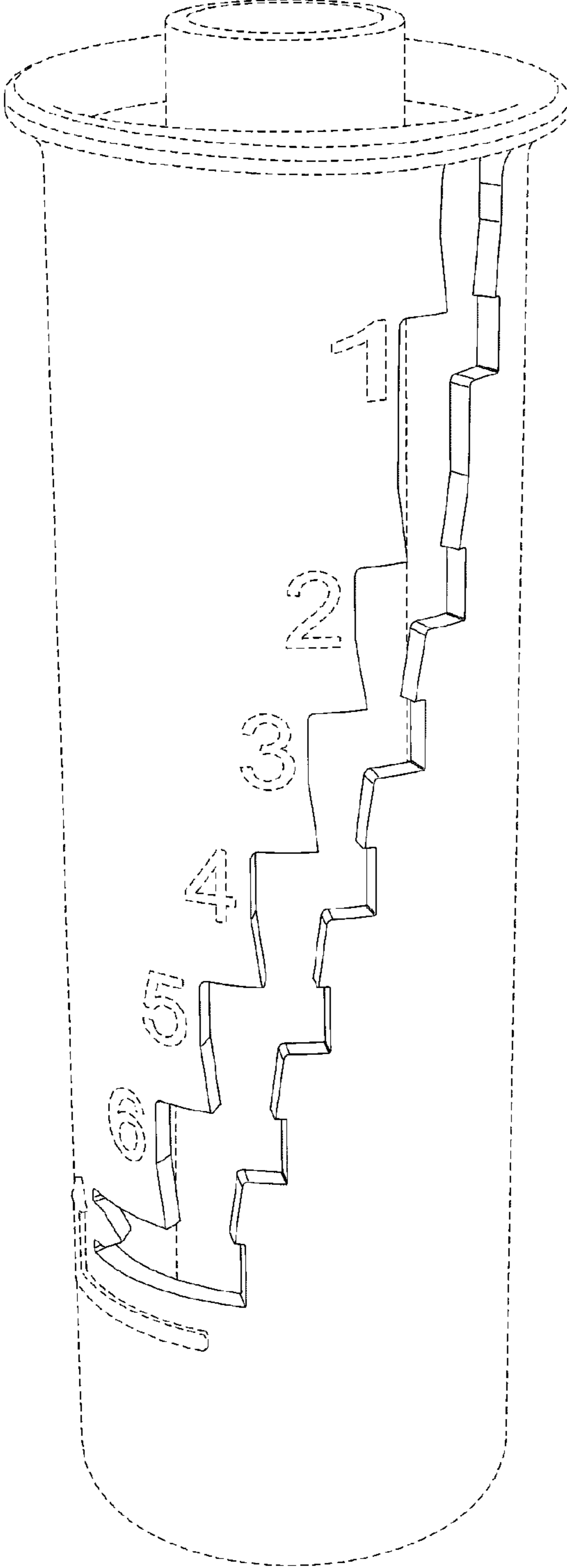


FIG. 2

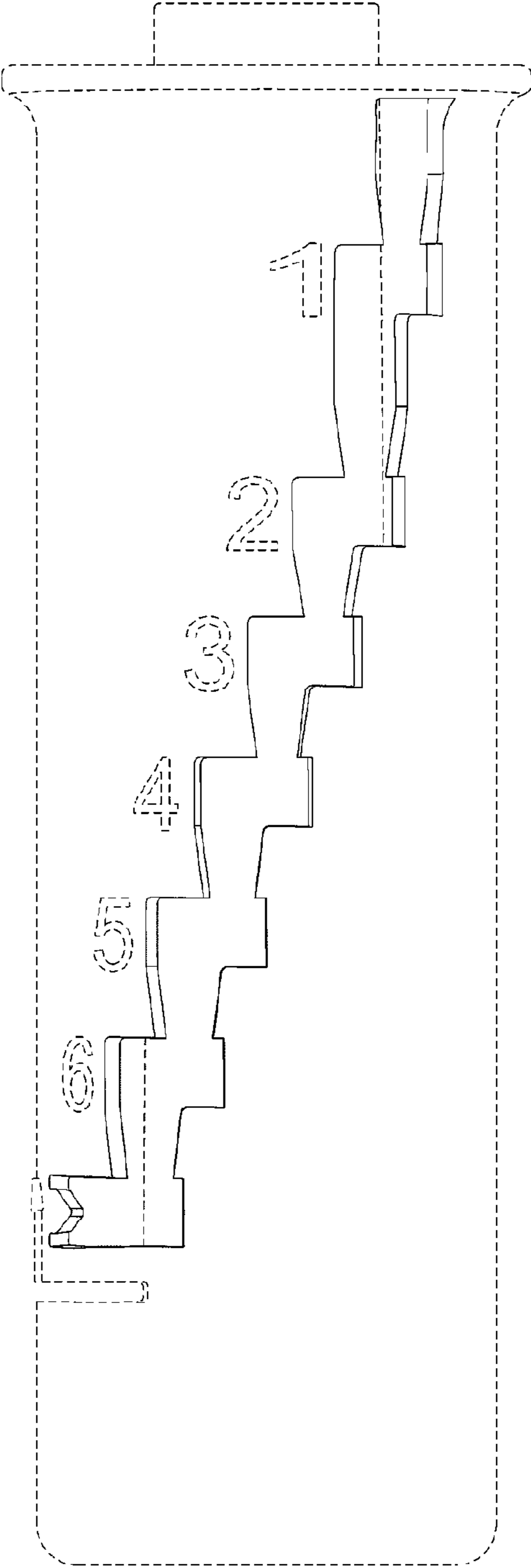


FIG. 3

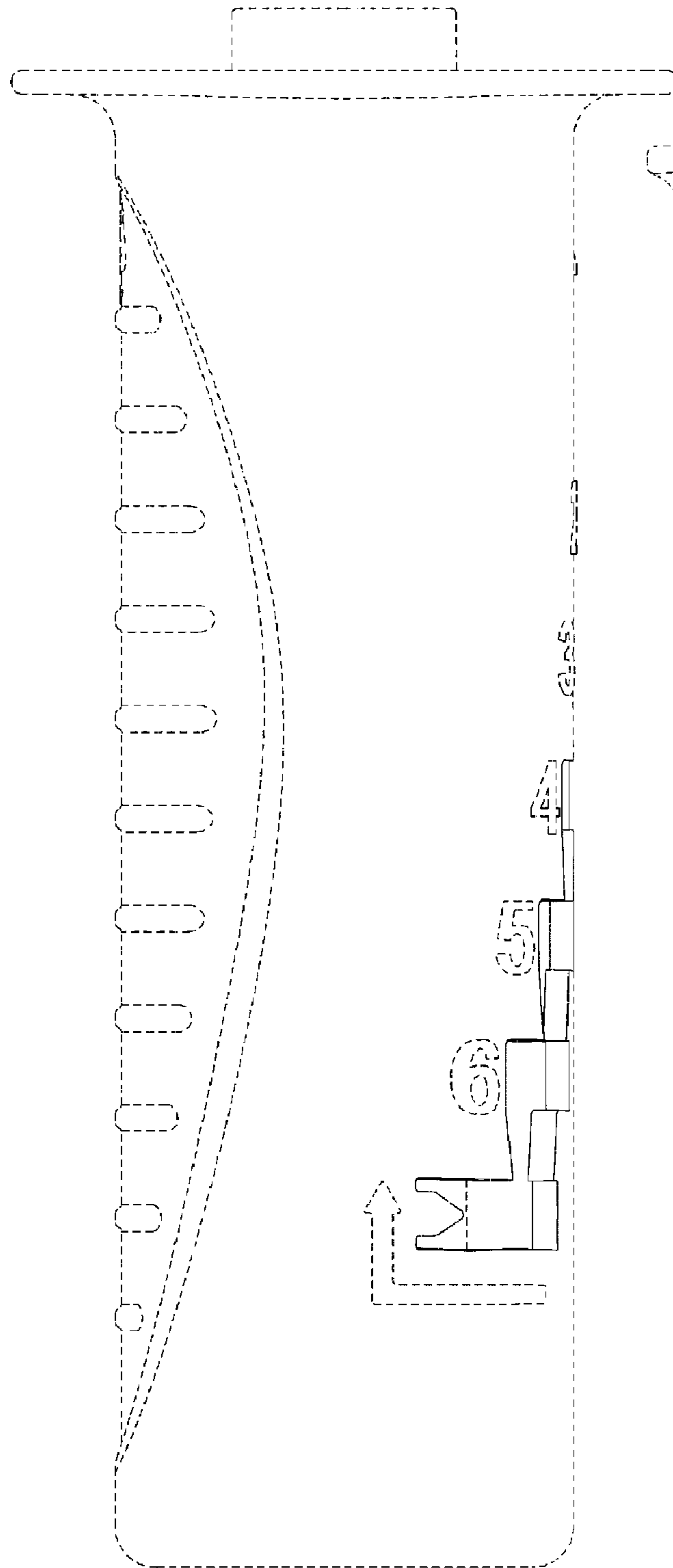


FIG. 4

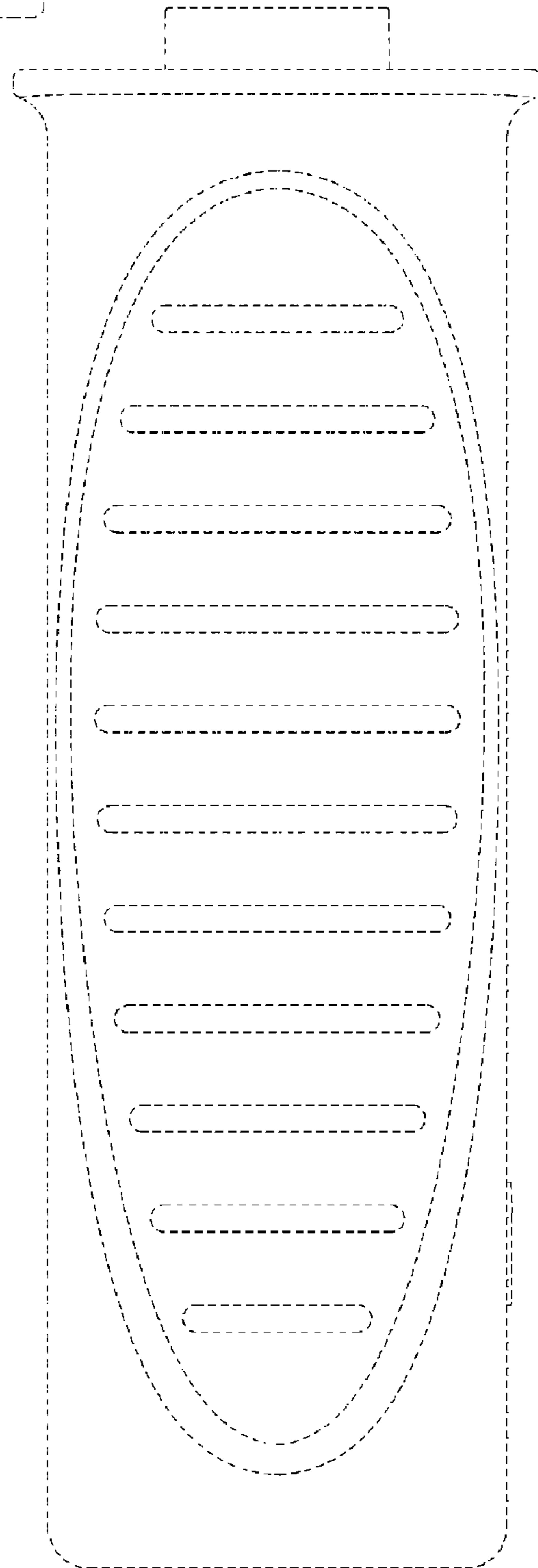


FIG. 5

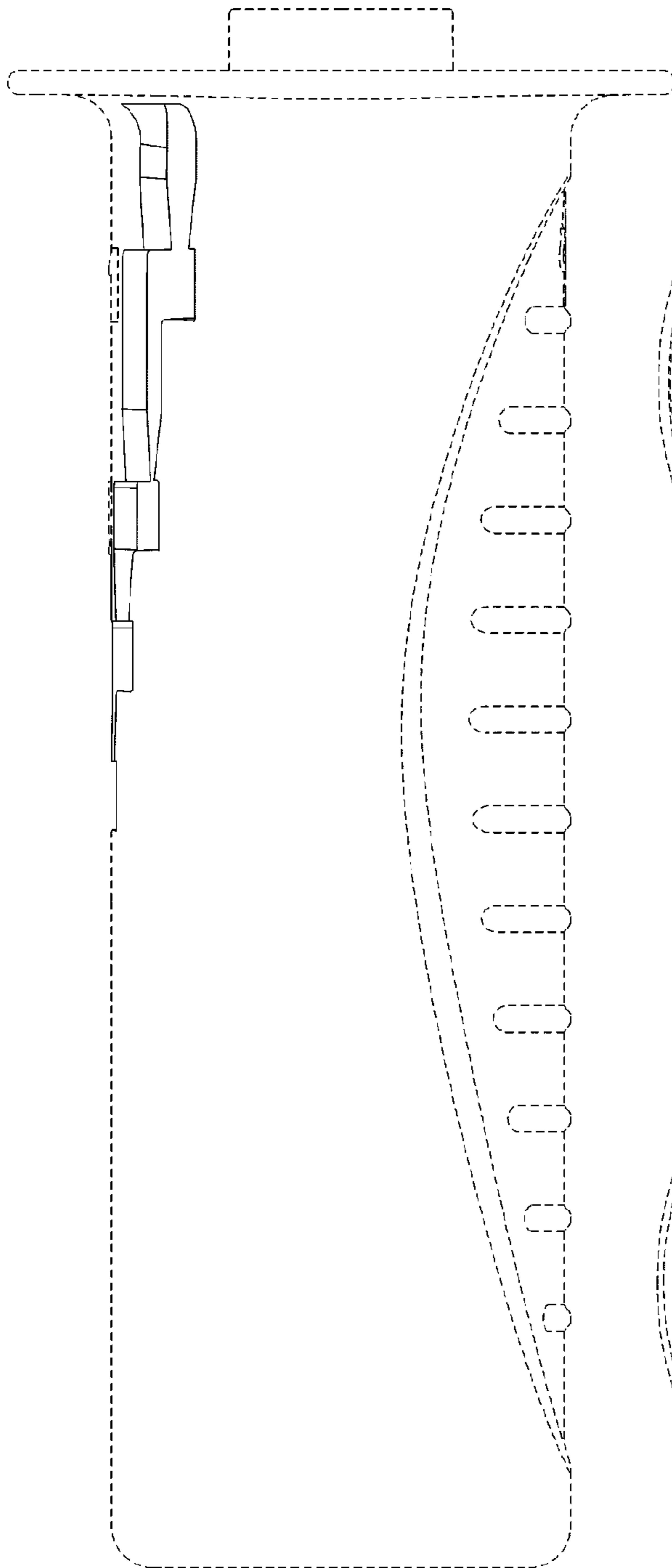


FIG. 6

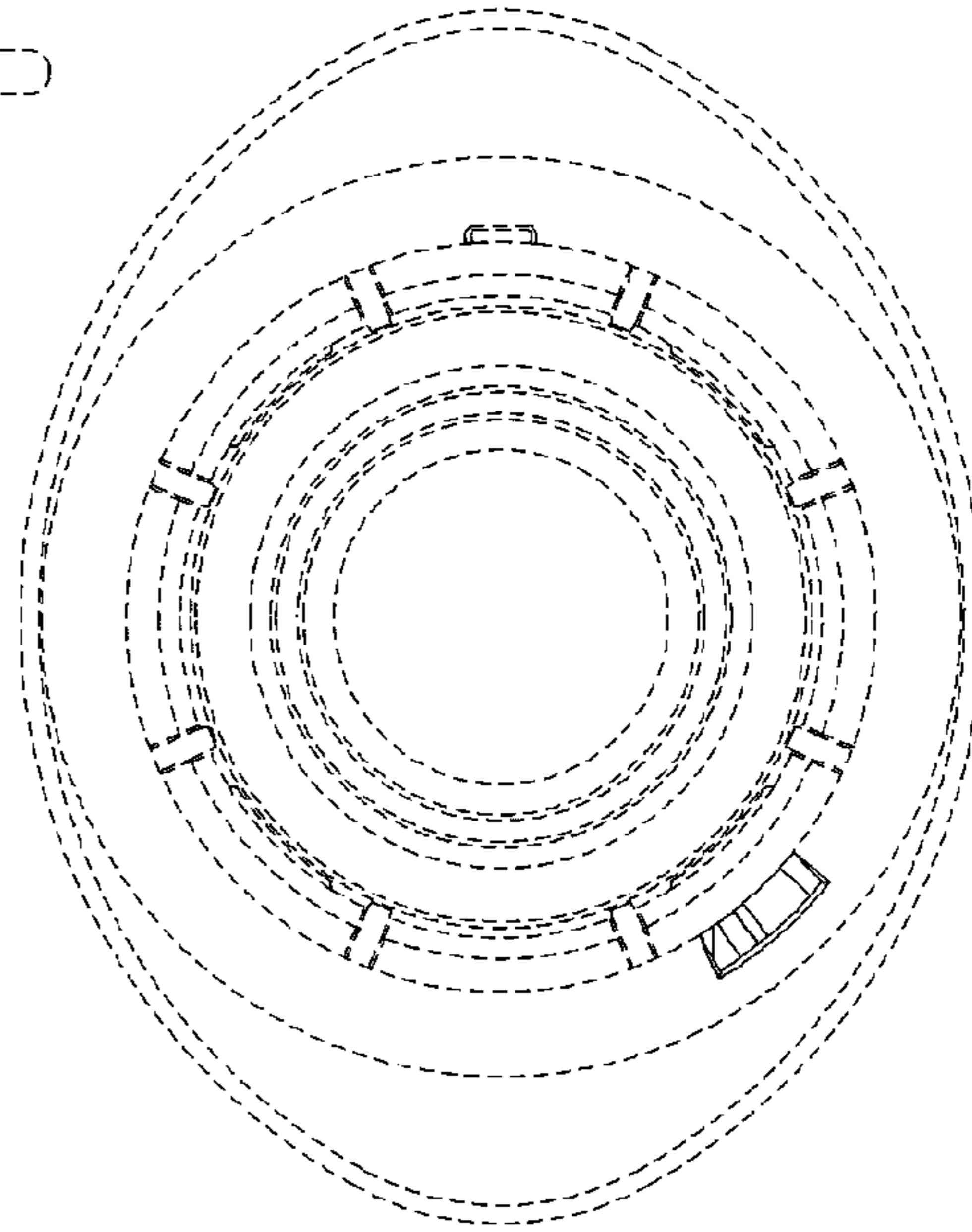


FIG. 7

