



US00D651078S

(12) **United States Design Patent**
Anderson et al.

(10) **Patent No.:** **US D651,078 S**
(45) **Date of Patent:** **** Dec. 27, 2011**

(54) **PACKAGING WITH SURFACE ORNAMENTATION**

(75) Inventors: **James Joseph Anderson**, Boston, MA (US); **Carl Andrew Gerhards**, Astoria, NY (US); **Andrew A. Markle**, New York, NY (US)

(73) Assignee: **The Gillette Company**, Boston, MA (US)

(**) Term: **14 Years**

(21) Appl. No.: **29/401,689**

(22) Filed: **Sep. 14, 2011**

Related U.S. Application Data

(62) Division of application No. 29/377,945, filed on Oct. 28, 2010, now Pat. No. Des. 647,793.

(51) **LOC (9) Cl.** **09-07**

(52) **U.S. Cl.** **D9/434**

(58) **Field of Classification Search** D9/682,
D9/600, 457, 454, 441, 434, 432, 430, 415,
D9/414, 418, 704, 552, 551, 669, 750; D11/95;
D5/56; D20/40, 36, 28, 27, 26, 22, 11; D14/492,
D14/489, 486; 715/976, 840, 764, 715; 229/923,
229/922, 87.19, 116.5, 116.1, 100; 220/694,
220/376

See application file for complete search history.

(56) **References Cited**

U.S. PATENT DOCUMENTS

D248,834 S 8/1978 Morgan
D427,067 S * 6/2000 Miller et al. D9/434

D429,282 S 8/2000 Velazquez et al.
D474,201 S 5/2003 Chaudhri et al.
D499,112 S 11/2004 Chaudhri et al.
D536,985 S * 2/2007 Forget D9/541
D556,048 S 11/2007 Lepoitevin
D563,989 S 3/2008 Hosokawa et al.
D564,358 S * 3/2008 Lepoitevin D9/551
D589,792 S 4/2009 Clabough et al.
D610,913 S * 3/2010 Lesueur D9/600
D621,275 S 8/2010 Marotti et al.
D642,909 S * 8/2011 Graham et al. D9/434
D642,910 S * 8/2011 Graham et al. D9/434
D643,715 S * 8/2011 Graham et al. D9/434

* cited by examiner

Primary Examiner — Susan Bennett Hattan

(74) *Attorney, Agent, or Firm* — John M. Lipchitz; Kevin C. Johnson; Steven W. Miller


(57) **CLAIM**

The ornamental design for packaging with surface ornamentation, as shown and described.

DESCRIPTION

FIG. 1 is a perspective view of packaging with surface ornamentation of the present invention;
FIG. 2 is a top view thereof;
FIG. 3 is a bottom view thereof;
FIG. 4 is a right view thereof;
FIG. 5 is a left view thereof;
FIG. 6 is a front view thereof; and,
FIG. 7 is a rear view thereof.
The broken lines depict environmental subject matter only and form no part of the claimed design.

1 Claim, 3 Drawing Sheets






FIG. 1



FIG. 2




FIG. 3



FIG. 4



FIG. 5




FIG. 6




FIG. 7