



US00D651071S

(12) **United States Design Patent**
Johnson, III

(10) **Patent No.:** **US D651,071 S**

(45) **Date of Patent:** **** *Dec. 27, 2011**

(54) **REBAR POSITIONER**

(75) Inventor: **Ralph O. Johnson, III**, Charlotte, NC (US)

(73) Assignee: **Masonry Reinforcing Corporation of America**, Charlotte, NC (US)

(*) Notice: This patent is subject to a terminal disclaimer.

(**) Term: **14 Years**

(21) Appl. No.: **29/393,529**

(22) Filed: **Jun. 6, 2011**

(51) **LOC (9) Cl.** **08-08**

(52) **U.S. Cl.** **D8/382**

(58) **Field of Classification Search** D8/349, D8/354, 367, 370, 382, 499; D6/313, 462, D6/464, 489, 499; 52/293.5, 677, 681, 682, 52/684, 686, 687, 712; 248/249, 302
See application file for complete search history.

(56) **References Cited**

U.S. PATENT DOCUMENTS

1,673,431	A *	6/1928	Voight	52/681
2,924,091	A *	2/1960	Harmer	52/687
3,722,164	A *	3/1973	Schmidgall	52/684
4,107,895	A *	8/1978	LeGrady	52/687
4,301,638	A *	11/1981	Schmidgall	52/687
4,939,883	A *	7/1990	Swenson	52/686
D311,618	S *	10/1990	Mattesky	D32/73
4,989,388	A *	2/1991	Schmidgall et al.	52/687
4,999,965	A *	3/1991	Schmidgall et al.	52/684
D317,861	S *	7/1991	Lechner	D8/380
D330,846	S *	11/1992	Woolledge et al.	D8/354
5,832,690	A *	11/1998	Kaines	52/677
6,065,727	A *	5/2000	Fitzgerald et al.	248/302

D436,835	S *	1/2001	Snyder	D8/349
D485,164	S *	1/2004	Gibbens	D8/499
D563,208	S *	3/2008	Baun	D8/370
D563,775	S *	3/2008	Marconi	D8/370
7,377,083	B2 *	5/2008	McCafferty et al.	52/719
D582,258	S *	12/2008	Ripley et al.	D8/354
D585,265	S *	1/2009	Meyers	D8/370
D585,266	S *	1/2009	Meyers	D8/370
D590,714	S *	4/2009	Sanders	D9/455
D599,646	S *	9/2009	Meyers	D8/370
D600,101	S *	9/2009	Meyers	D8/370
D615,264	S *	5/2010	Yon	D32/54
D615,849	S *	5/2010	Williams	D8/370
D619,814	S *	7/2010	Goodman et al.	D6/323
D634,184	S *	3/2011	Koehn	D8/373
D641,599	S *	7/2011	Huff	D8/14
D645,731	S *	9/2011	Williams	D8/370
2004/0216413	A1 *	11/2004	Hohmann et al.	52/506.01
2007/0039278	A1 *	2/2007	Crowell	52/677

* cited by examiner

Primary Examiner — Holly Baynham

Assistant Examiner — Sheryl Lane

(74) *Attorney, Agent, or Firm* — Shumaker, Loop & Kendrick, LLP

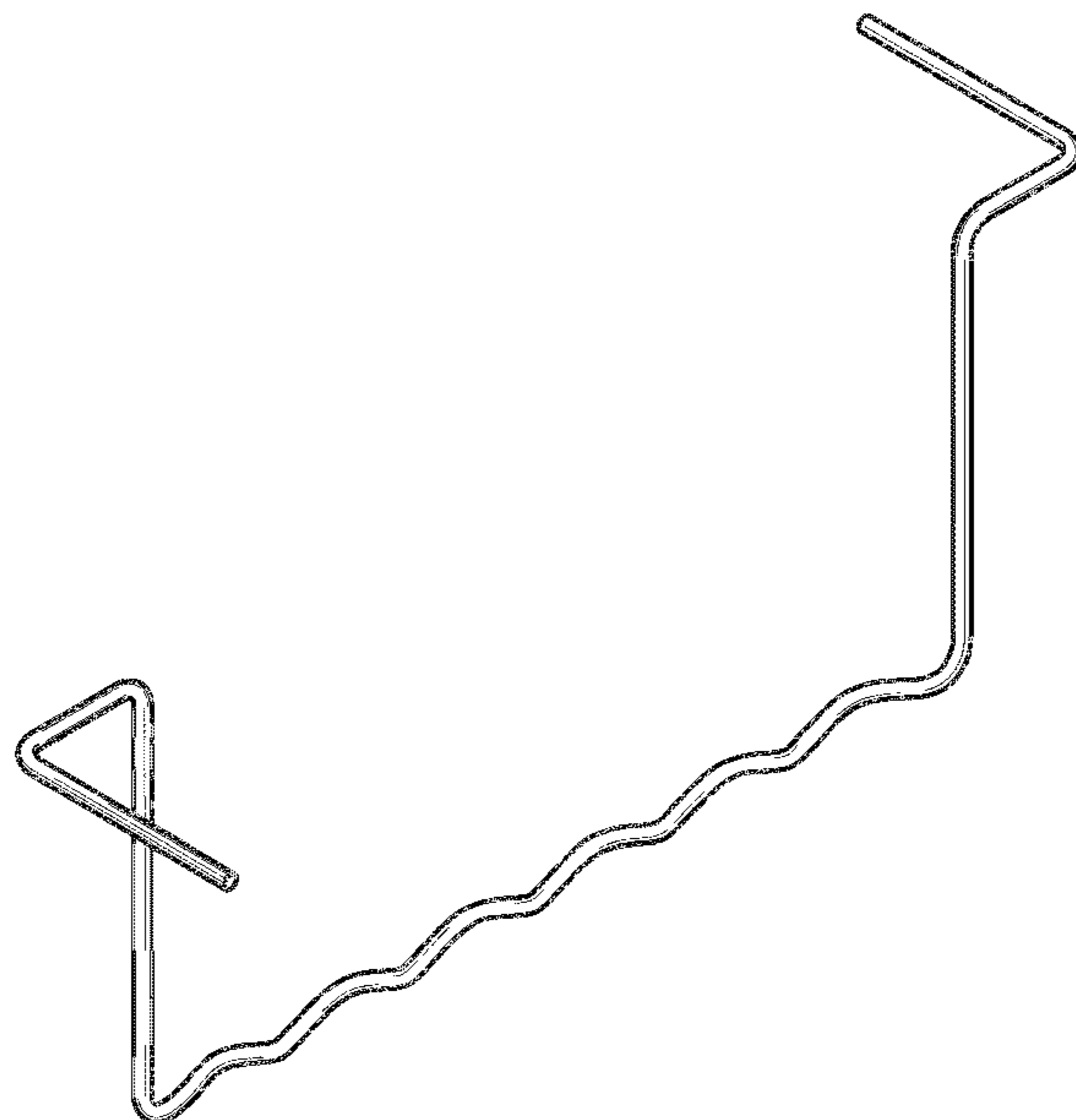
(57) **CLAIM**

I claim the ornamental design for a rebar positioner, as shown and described.

DESCRIPTION

FIG. 1 is a perspective view;
FIG. 2 is a top plan view;
FIG. 3 is a front elevation view;
FIG. 4 is a rear elevation view;
FIG. 5 is a bottom plan view;
FIG. 6 is a right side elevation view; and,
FIG. 7 is a left side elevation view.

1 Claim, 4 Drawing Sheets



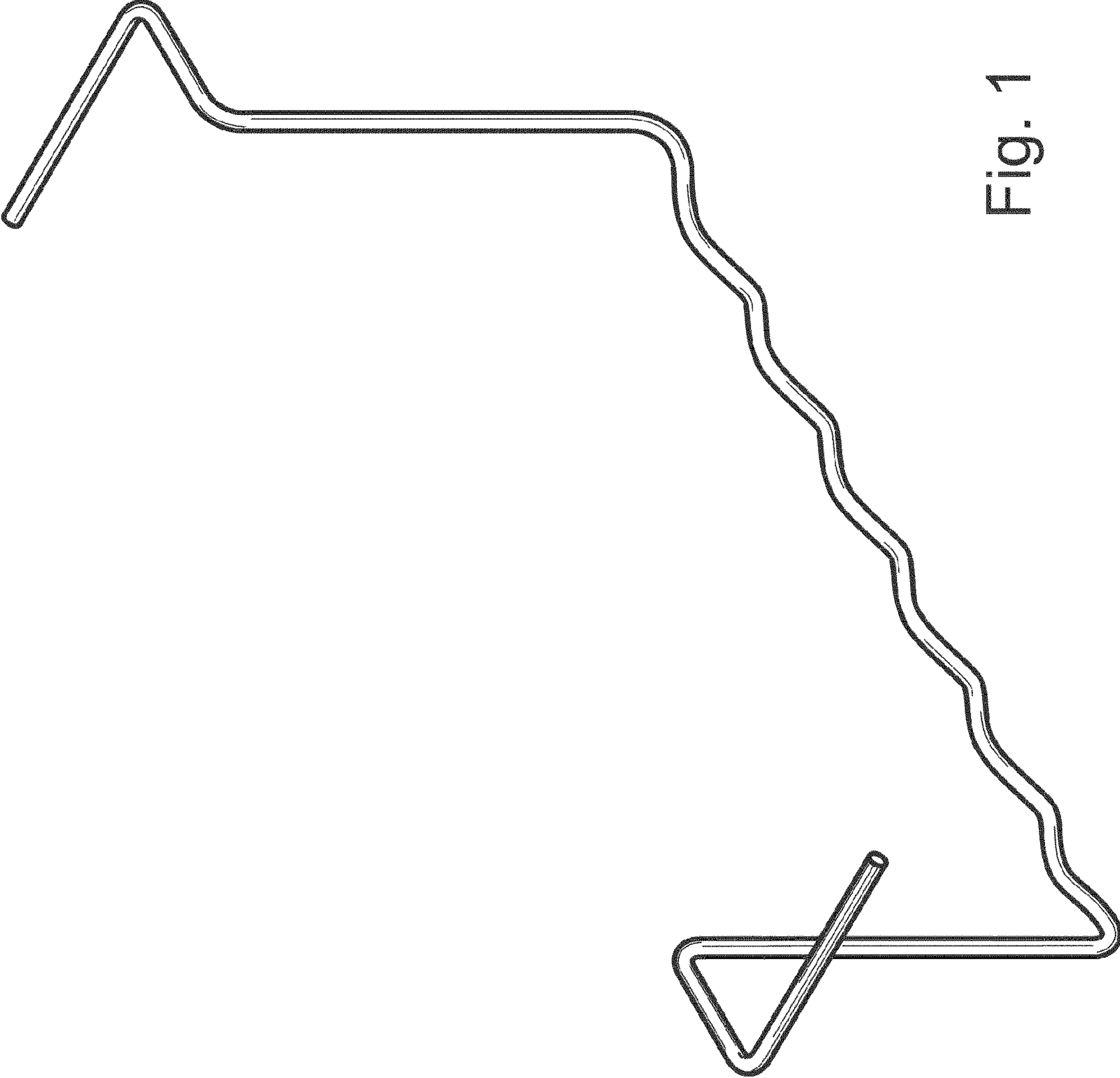


Fig. 1

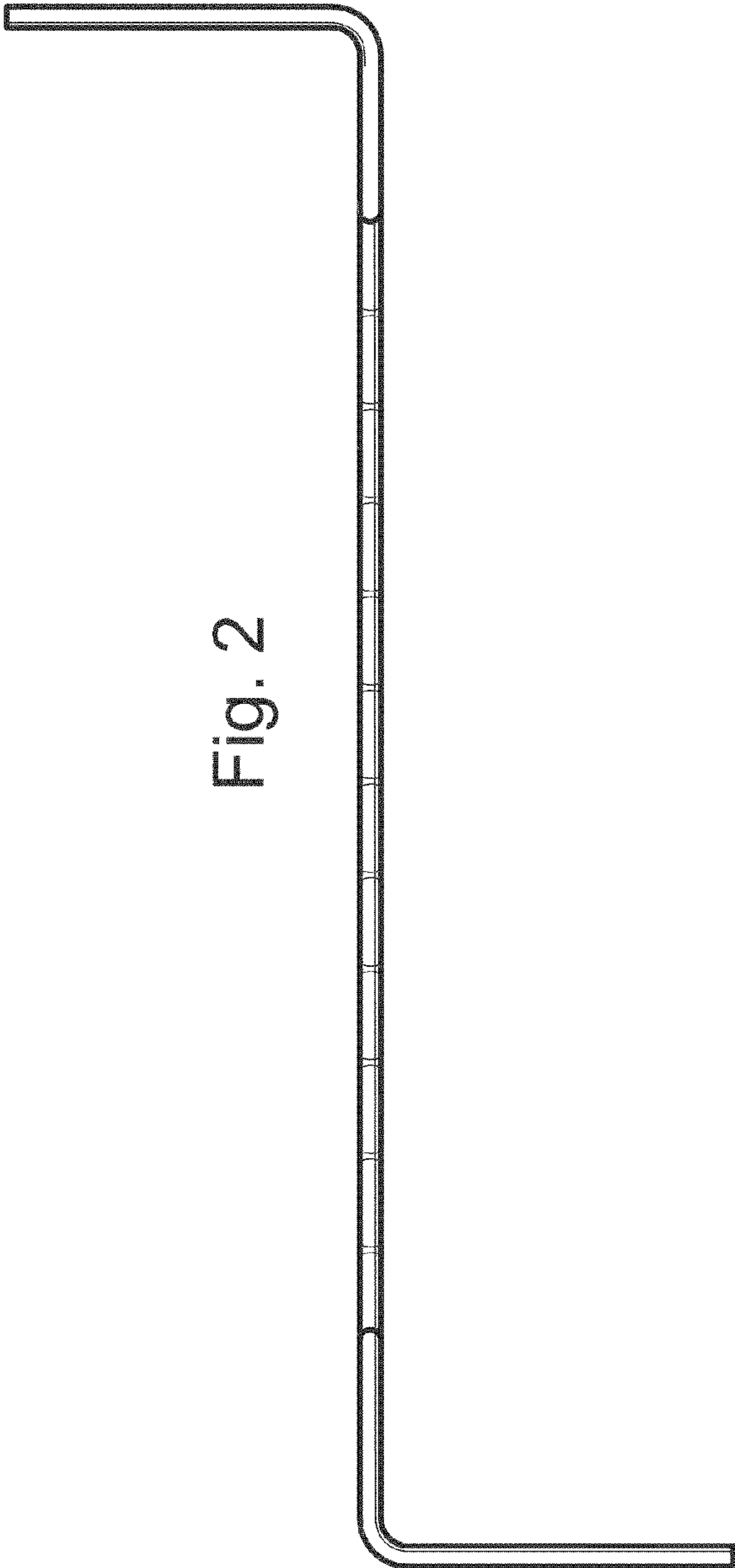


Fig. 2




Fig. 3



Fig. 4

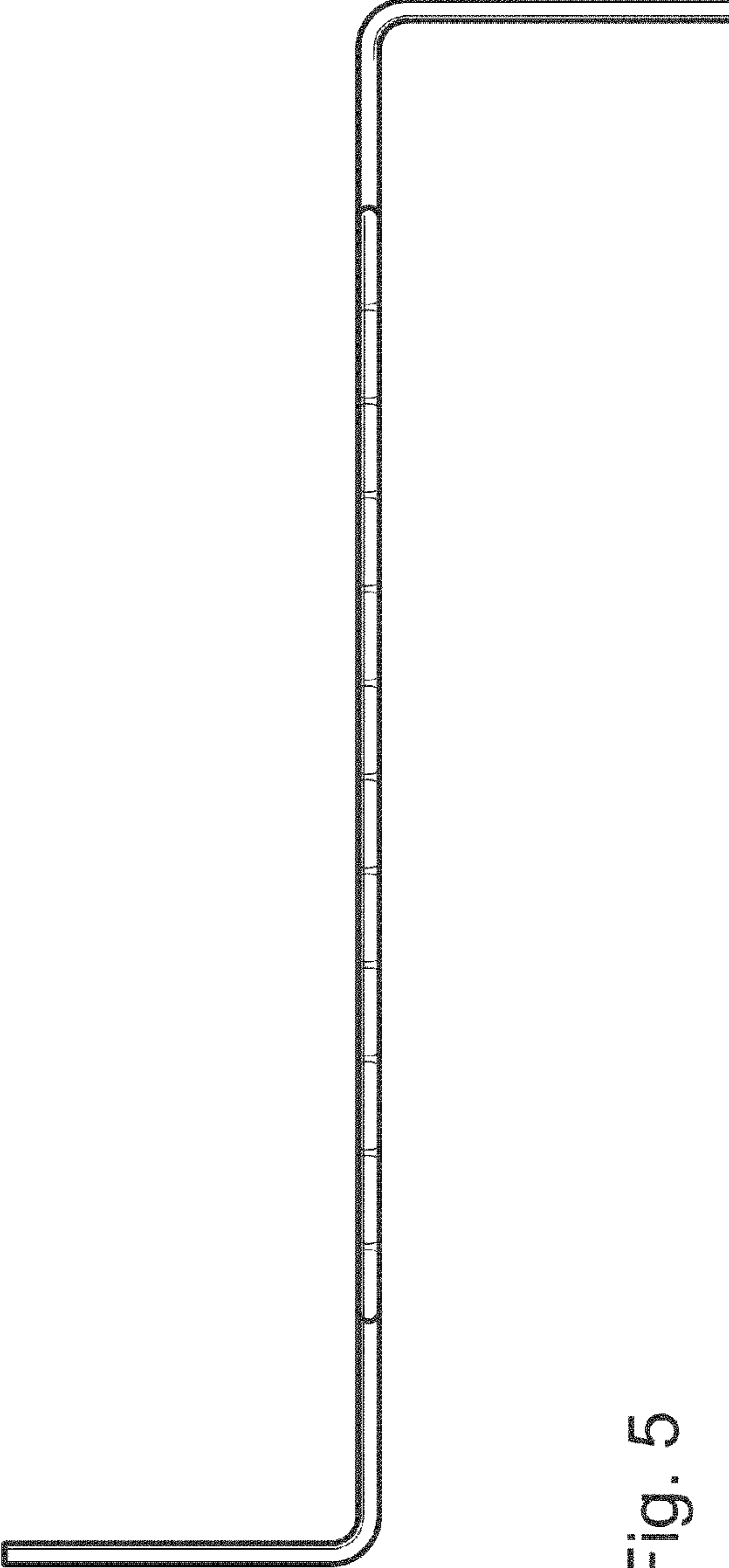


Fig. 5

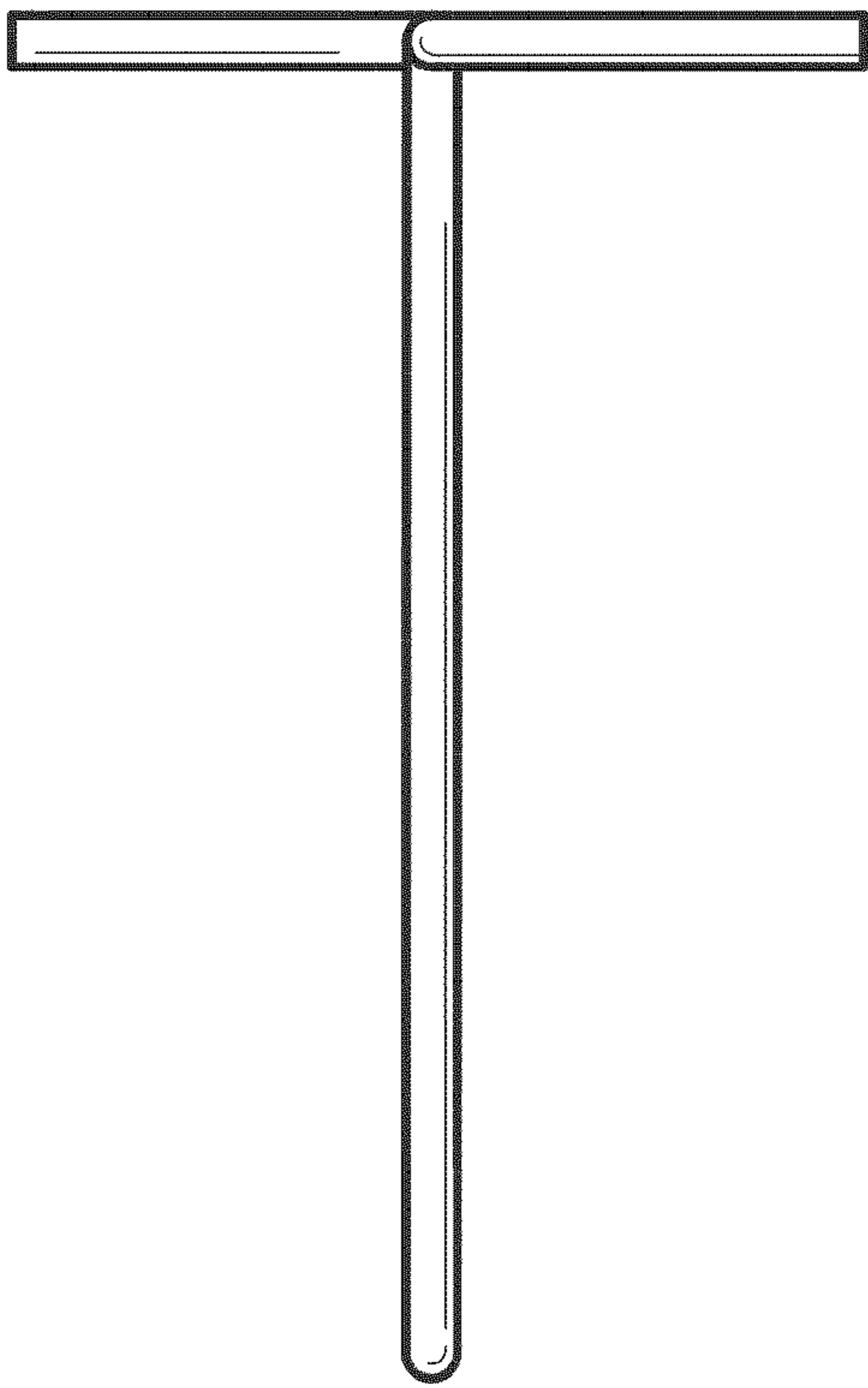


Fig. 6

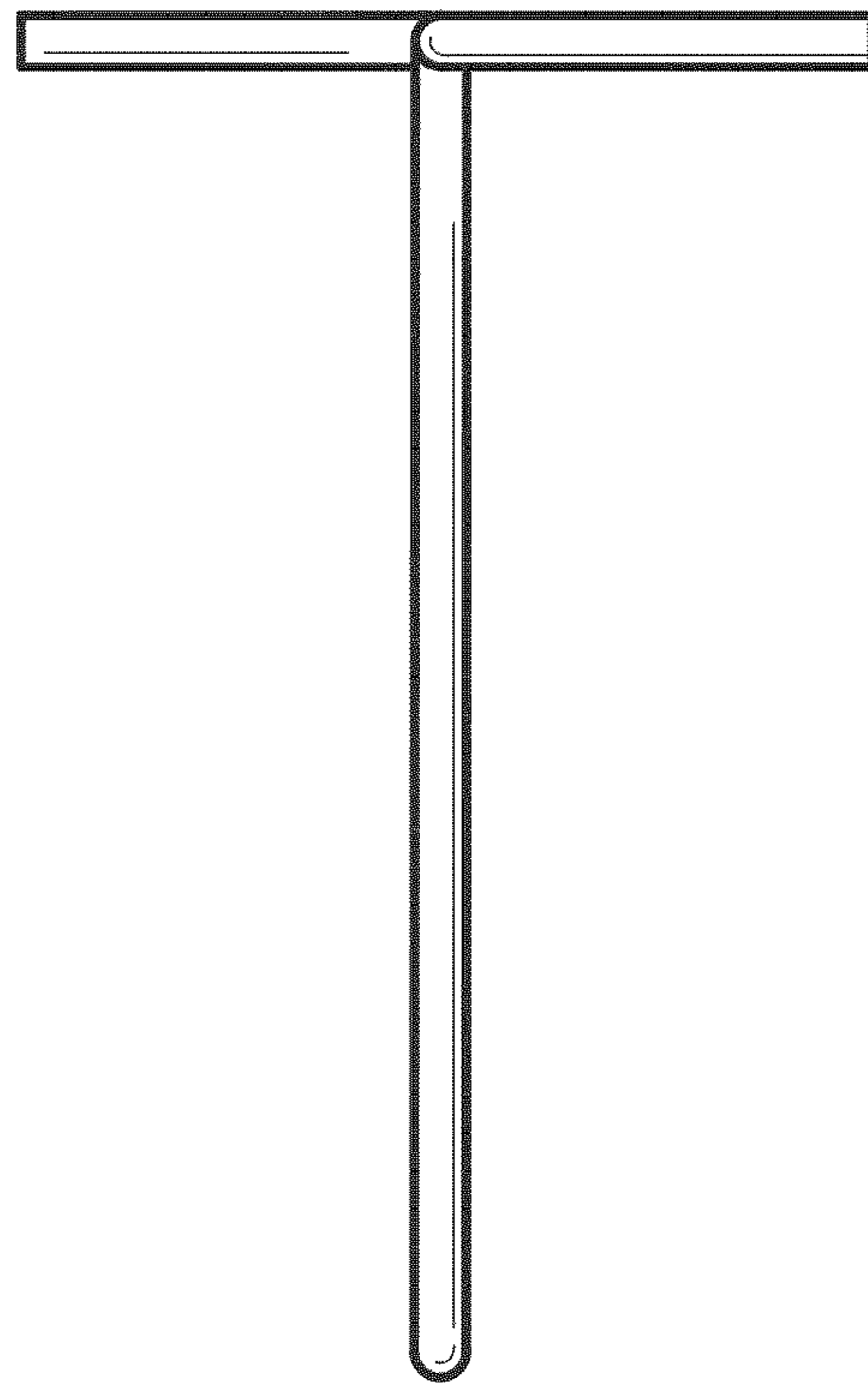


Fig. 7