



US00D651065S

(12) **United States Design Patent**
Gelmetti

(10) **Patent No.:** **US D651,065 S**

(45) **Date of Patent:** **** Dec. 27, 2011**

(54) **FLEXIBLE GUIDE FOR WELDING WIRE**

(56) **References Cited**

(75) Inventor: **Carlo Gelmetti**, Lazise (IT)

U.S. PATENT DOCUMENTS

(73) Assignee: **AWDS Technologies Srl** (IT)

4,450,702	A *	5/1984	Larson et al.	72/250
4,655,379	A *	4/1987	Busch	226/110
4,877,170	A *	10/1989	Gutschmit	242/615.3
D561,007	S *	2/2008	Kaesler	D8/354
D572,119	S *	7/2008	Wells et al.	D8/354
D582,258	S *	12/2008	Ripley et al.	D8/354
D611,085	S *	3/2010	Rix	D8/354
D622,132	S *	8/2010	DeMars et al.	D8/356
D628,461	S *	12/2010	Stein et al.	D8/356
7,866,634	B2 *	1/2011	Lipke	254/389
D637,891	S *	5/2011	Chikiri	D8/356

(**) Term: **14 Years**

(21) Appl. No.: **29/356,779**

(22) Filed: **Mar. 2, 2010**

* cited by examiner

(30) **Foreign Application Priority Data**

Sep. 16, 2009 (EM) 001164982-0001

Primary Examiner — Melody N Brown

(51) **LOC (9) Cl.** **08-05**

(74) *Attorney, Agent, or Firm* — Hayes Soloway P.C.

(52) **U.S. Cl.** **D8/354**

(57) **CLAIM**

The ornamental design for a flexible guide for welding wire, as shown and described.

(58) **Field of Classification Search** D8/349,

DESCRIPTION

D8/354, 356, 366, 373, 380, 382, 394, 395;
D13/133, 139.1, 139.4; D6/464, 484, 499;
174/135, 153 G, 650, 656, 66; 248/200,
248/205.1, 207, 209, 300, 309.1, 351, 352,
248/682, 262–265; 52/102, 119–121, 133–138,
52/238.1–243.1, 394, 395, 578–582.1, 589.1,
52/684, 686, 687; 254/389; 24/581.12, 582.13,
24/583.1

FIG. 1 is an enlarged perspective view of flexible guide for welding wire showing my new design;
FIG. 2 is a front elevation view thereof shown on a reduced scale;
FIG. 3 is a rear elevation view thereof;
FIG. 4 is a side elevation view thereof; and,
FIG. 5 is an opposite side view thereof, all other sides are substantially mirror images thereof.
The guide is shown broken away at both ends for convenience of illustration and to indicate indeterminate length.

See application file for complete search history.

1 Claim, 3 Drawing Sheets

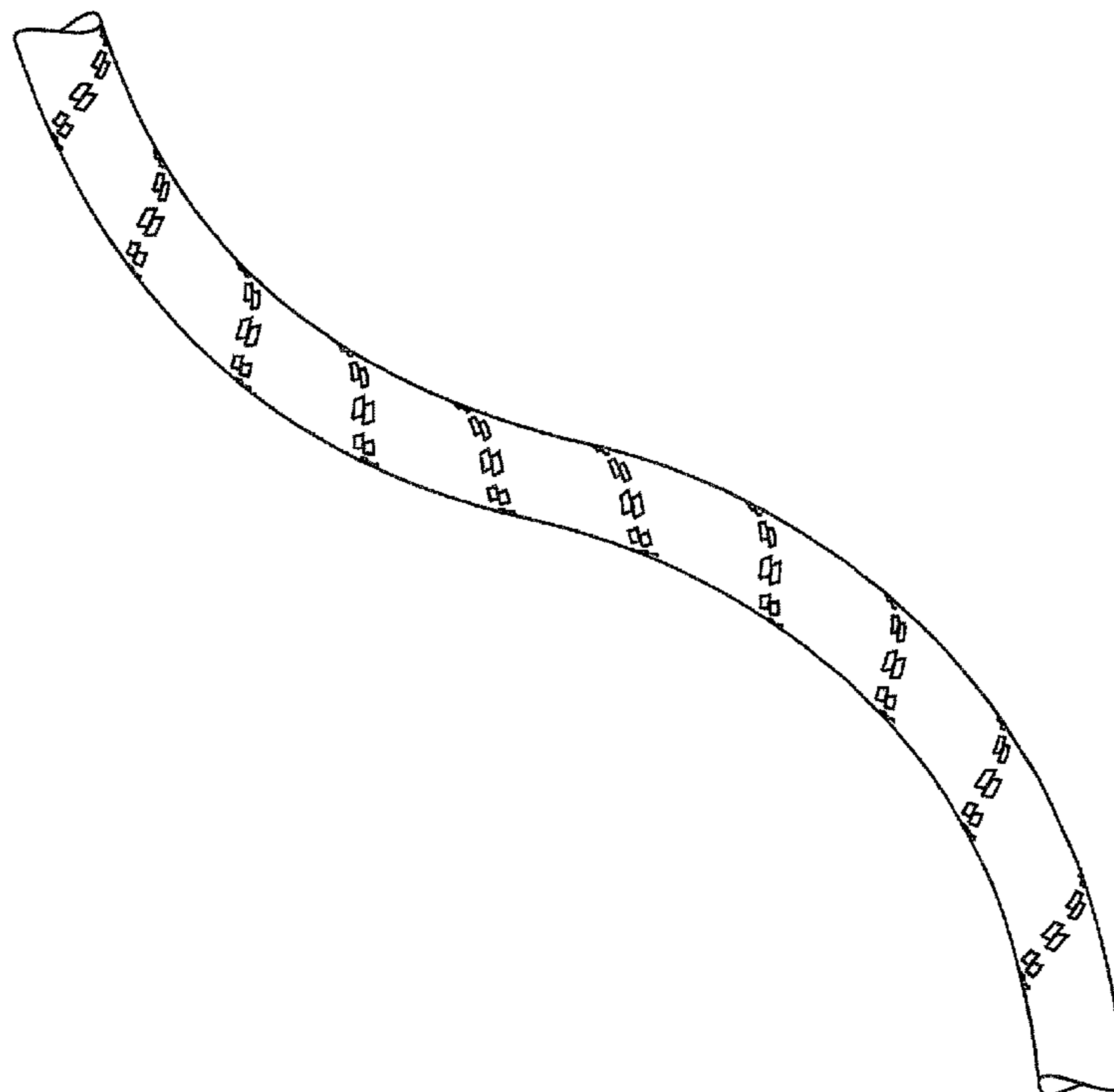


Fig. 1

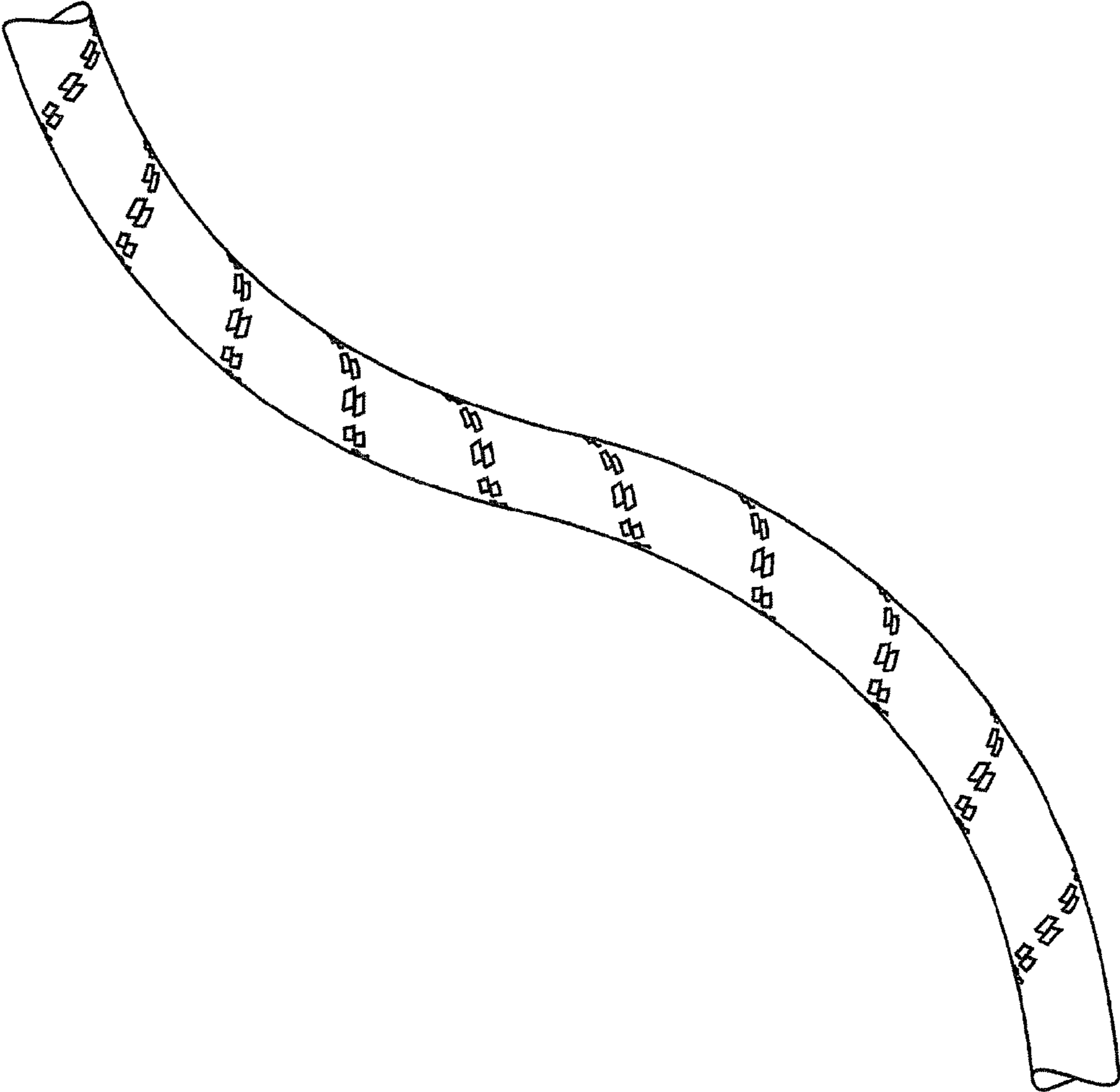


Fig. 2



Fig. 3



Fig. 4

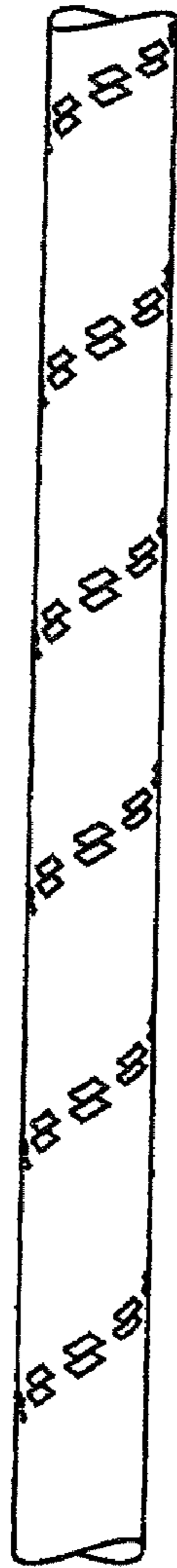


Fig. 5

