



US00D651055S

(12) **United States Design Patent**
Braver

(10) **Patent No.:** **US D651,055 S**

(45) **Date of Patent:** **** Dec. 27, 2011**

(54) **BLOCKING TOOL**

(76) Inventor: **Justin Braver**, Pittsburgh, PA (US)

(**) Term: **14 Years**

(21) Appl. No.: **29/341,488**

(22) Filed: **Aug. 6, 2009**

Related U.S. Application Data

(63) Continuation-in-part of application No. 29/306,855, filed on Apr. 17, 2008, now Pat. No. Des. 600,082.

(51) **LOC (9) Cl.** **08-05**

(52) **U.S. Cl.** **D8/14**

(58) **Field of Classification Search** D8/14,
D8/88, 89; D3/118; D22/134, 149; 294/3,
294/6, 19, 1, 26, 12, 14

See application file for complete search history.

(56) **References Cited**

U.S. PATENT DOCUMENTS

584,133	A	6/1897	McIntire	
2,725,731	A	12/1955	Stoltman	
D231,240	S *	4/1974	France	D8/370
D257,946	S *	1/1981	Fischer	D8/370
4,624,494	A	11/1986	Huppert	
4,955,647	A *	9/1990	Alfredson	294/14

D343,113	S *	1/1994	Brooks	D8/370
5,826,925	A	10/1998	Marx	
D404,127	S *	1/1999	Lammers	D24/141
D456,484	S *	4/2002	D'Antico	D22/149
6,375,238	B1	4/2002	Hopkins et al.	
6,450,557	B1	9/2002	Martinez	
D483,799	S *	12/2003	Kadota	D18/40
D504,934	S *	5/2005	Amburgey	D22/149
D512,285	S *	12/2005	Schwartz	D8/14
D546,147	S *	7/2007	Cullen	D8/16
2009/0261607	A1 *	10/2009	Braver	294/26

* cited by examiner

Primary Examiner — Philip S Hyder

Assistant Examiner — Roselynn Cody

(74) *Attorney, Agent, or Firm* — Cohen & Grigsby, P.C.

(57) **CLAIM**

The ornamental design for a blocking tool, as shown and described.

DESCRIPTION

FIG. 1 is a side view of an embodiment of a blocking tool.

FIG. 2 is a top view thereof.


FIG. 3 is a bottom view thereof.

FIG. 4 is a first end view thereof; and,

FIG. 5 is a second end view thereof.

The broken lines in the drawings illustrate portions of the blocking tool that form no part of the claimed design.

1 Claim, 2 Drawing Sheets



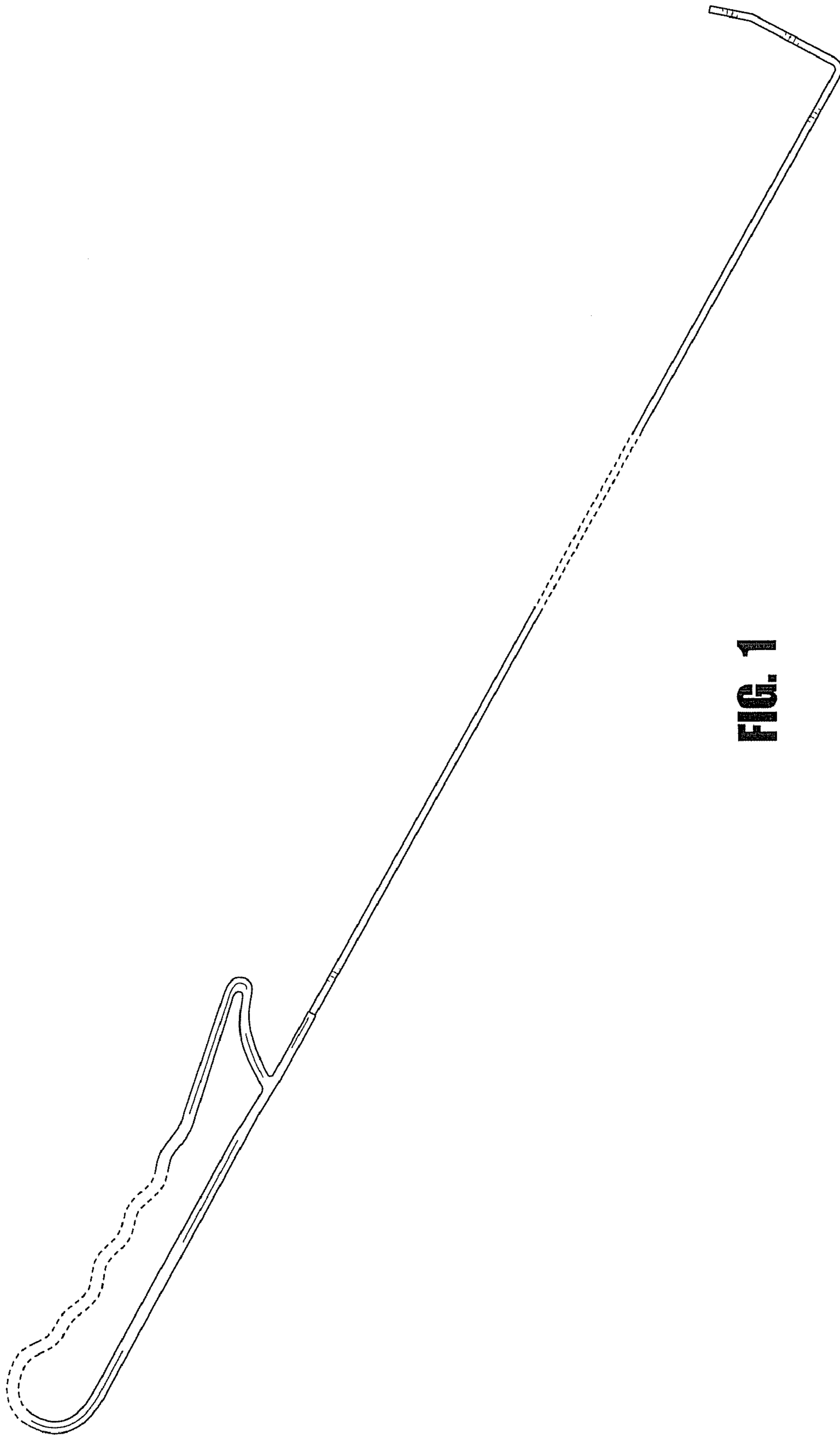


FIG. 1



FIG. 2



FIG. 3




FIG. 4



FIG. 5