



US00D651047S

(12) **United States Design Patent**
Johnson et al.

(10) **Patent No.:** **US D651,047 S**
(45) **Date of Patent:** **** Dec. 27, 2011**

- (54) **TRAY**
- (75) Inventors: **Yvonne Johnson**, Belmont, MI (US);
Rick Gilbert, Plano, TX (US); **Scott Teliczan**, Ada, MI (US)
- (73) Assignee: **Oliver Packaging and Equipment Company**, Grand Rapids, MI (US)
- (**) Term: **14 Years**
- (21) Appl. No.: **29/385,869**
- (22) Filed: **Feb. 22, 2011**

Related U.S. Application Data

- (63) Continuation of application No. 29/377,010, filed on Oct. 15, 2010, now abandoned.
 - (51) **LOC (9) Cl.** **07-01**
 - (52) **U.S. Cl.** **D7/553.1**
 - (58) **Field of Classification Search** D7/505,
D7/549, 555, 553.1, 553.2-553.5, 553.7;
D3/304; D9/736, 749; 206/562-565, 217;
220/555
- See application file for complete search history.

References Cited

U.S. PATENT DOCUMENTS

- D20,487 S * 1/1891 McBride D7/555
- D132,425 S * 5/1942 Erickson D7/553.5
- D199,684 S * 12/1964 Lombardo D7/553.2
- D208,260 S * 8/1967 Meyer, Jr. D7/553.5
- 3,595,425 A * 7/1971 Eicholtz et al. 220/556
- 3,601,277 A * 8/1971 Andrews et al. 220/556
- D224,207 S * 7/1972 Cyr et al. D9/761
- D261,590 S * 11/1981 Herbst D7/392.1
- D276,201 S * 11/1984 Wolff D7/553.3

- D292,768 S * 11/1987 Kearney D7/553.5
- 4,838,444 A * 6/1989 Bitel 220/4.24
- D310,315 S * 9/1990 Bitel D7/553.3
- D338,135 S * 8/1993 Anderson D7/553.5
- D355,333 S * 2/1995 Campbell D7/553.2
- D376,296 S * 12/1996 Dunn D7/553.5
- 5,660,280 A * 8/1997 Wiederhold et al. 206/549
- D439,474 S * 3/2001 Claffy et al. D7/553.1
- D440,118 S * 4/2001 Claffy et al. D7/553.1
- D461,406 S * 8/2002 Iacovelli D9/432
- D556,055 S * 11/2007 Brown D9/737
- D563,727 S * 3/2008 Lovett D7/553.3
- D568,687 S * 5/2008 Lovett D7/553.3
- D573,409 S * 7/2008 Lovett D7/553.3
- D600,504 S * 9/2009 Clark D7/553.5
- D610,876 S * 3/2010 Busby D7/555
- D612,211 S * 3/2010 Busby D7/555
- 7,874,449 B1 * 1/2011 Studee et al. 220/502
- D640,570 S * 6/2011 Landry D9/755

* cited by examiner

Primary Examiner — Elizabeth Albert
Assistant Examiner — Kelley A Donnelly
(74) *Attorney, Agent, or Firm* — Price, Heneveld LLP

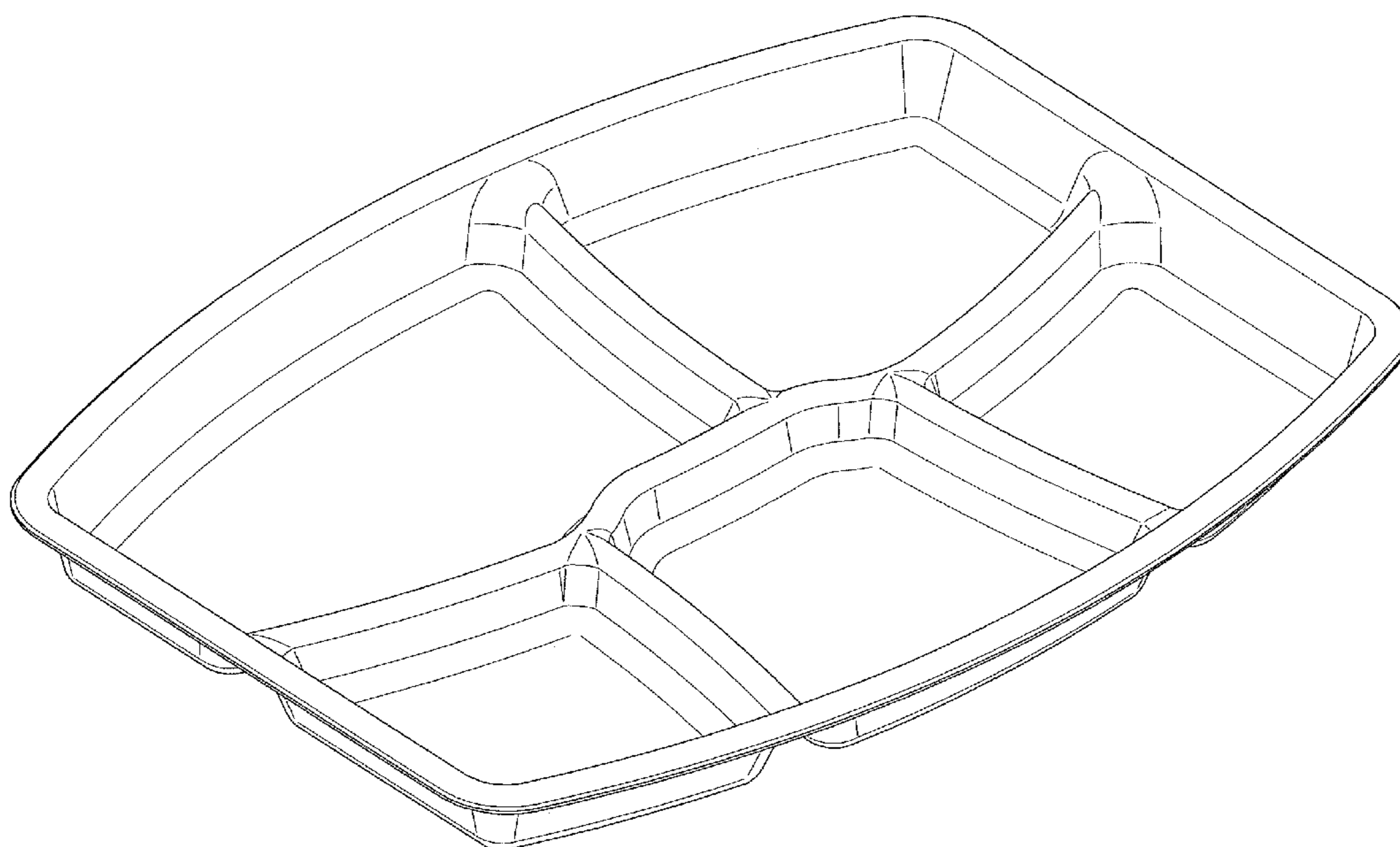
(57) **CLAIM**

We claim the ornamental design for the tray, as shown and described.

DESCRIPTION

FIG. 1 is a front perspective view of a tray of the present invention;
FIG. 2 is a front view thereof;
FIG. 3 is a bottom side view thereof;
FIG. 4 is a top side view thereof;
FIG. 5 is a right side view thereof;
FIG. 6 is a left side view thereof; and,
FIG. 7 is a rear view thereof.

1 Claim, 5 Drawing Sheets



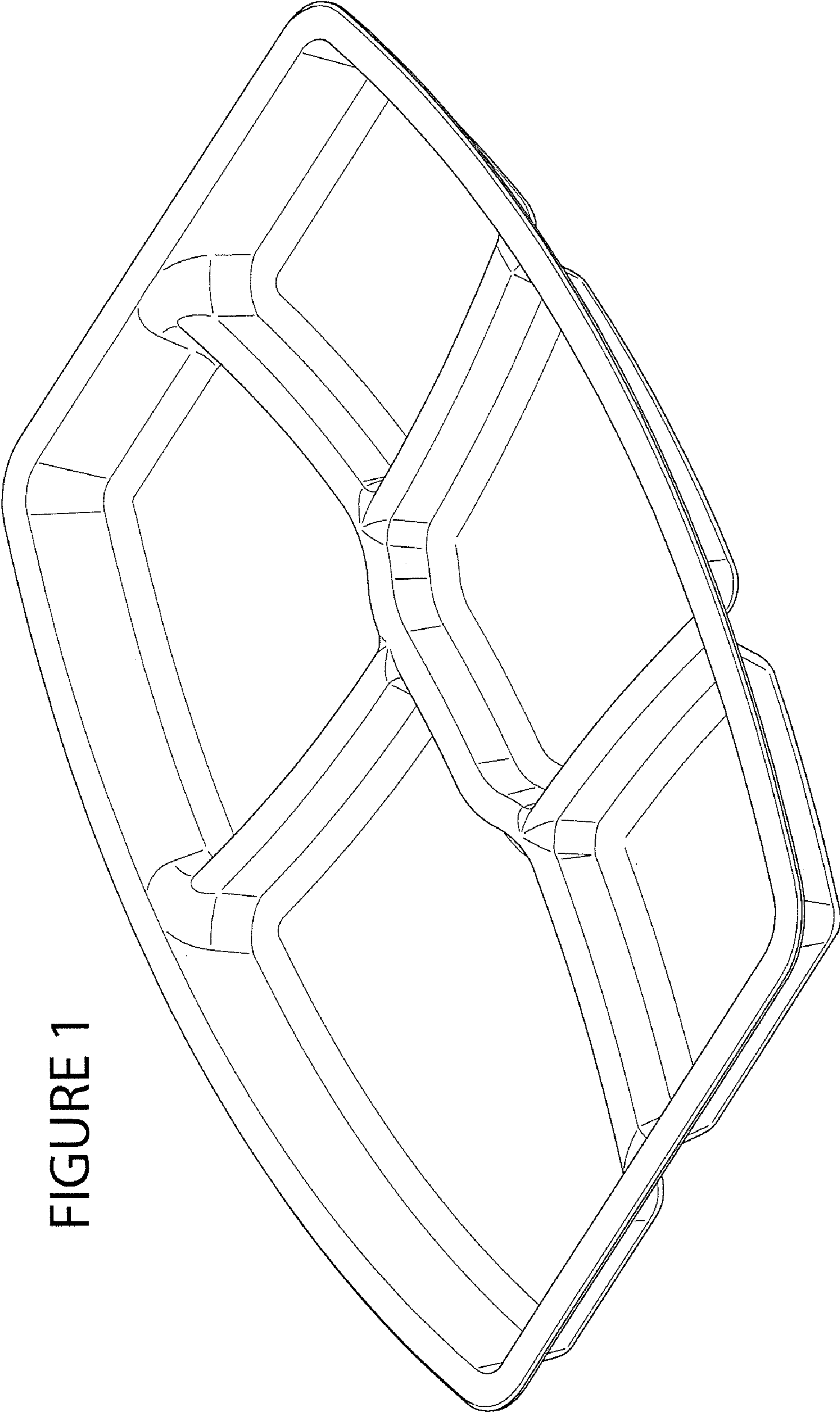


FIGURE 1

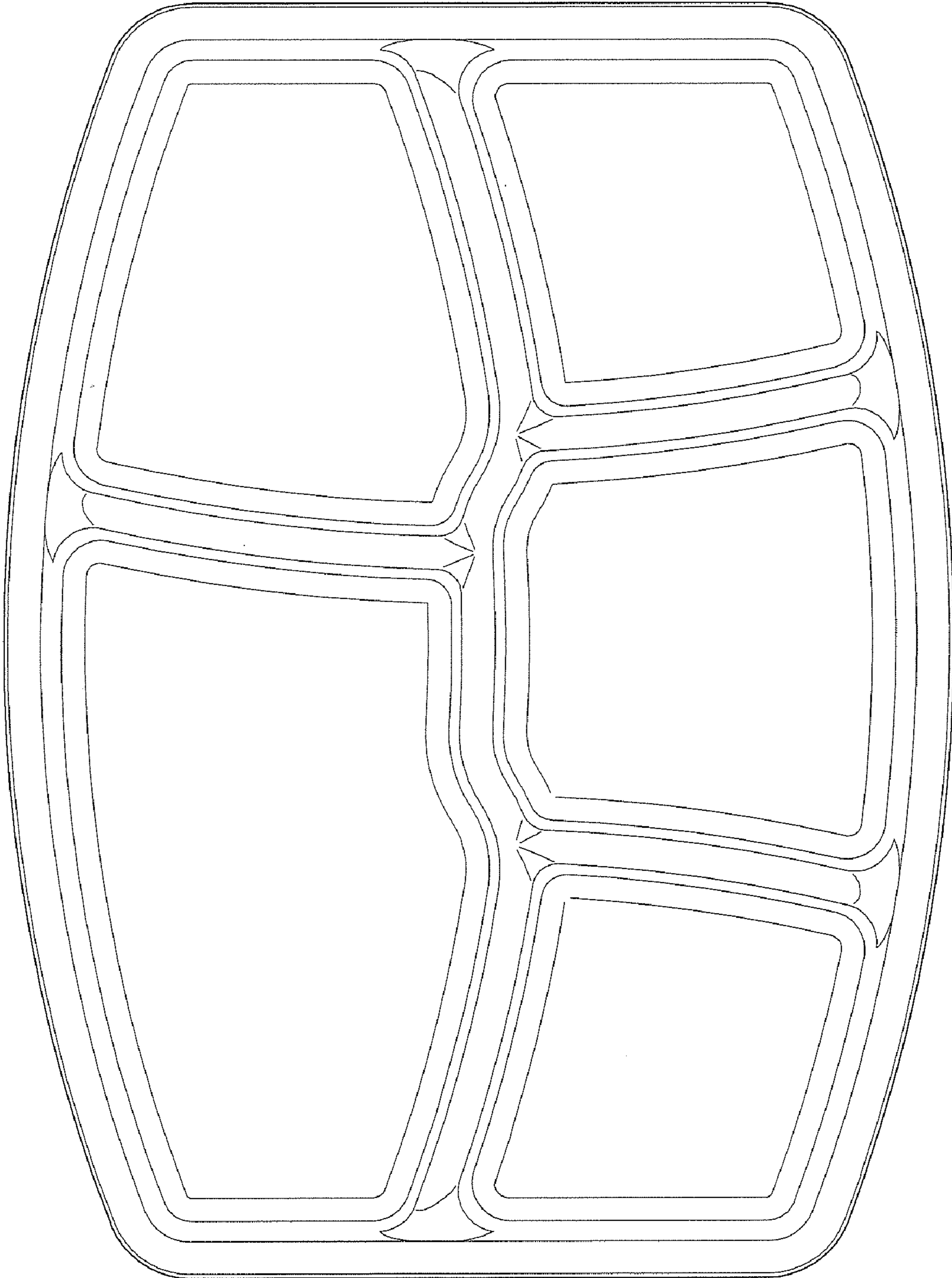


FIGURE 2

FIGURE 3




FIGURE 4

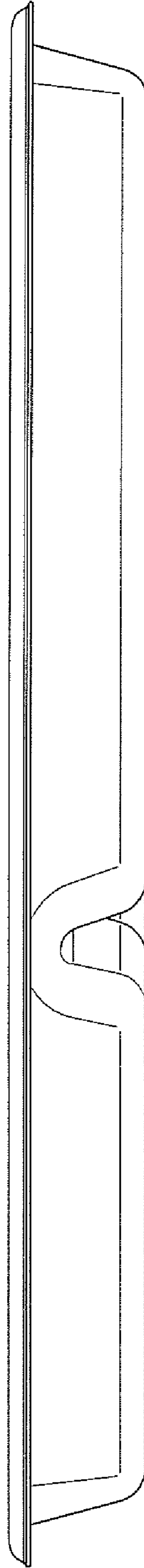


FIGURE 5

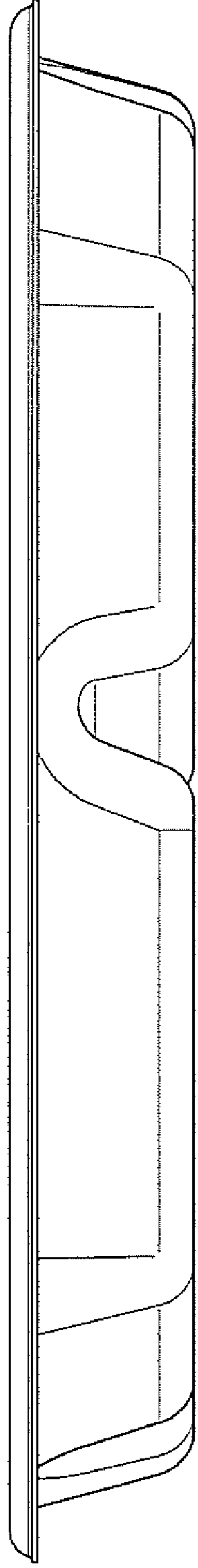



FIGURE 6



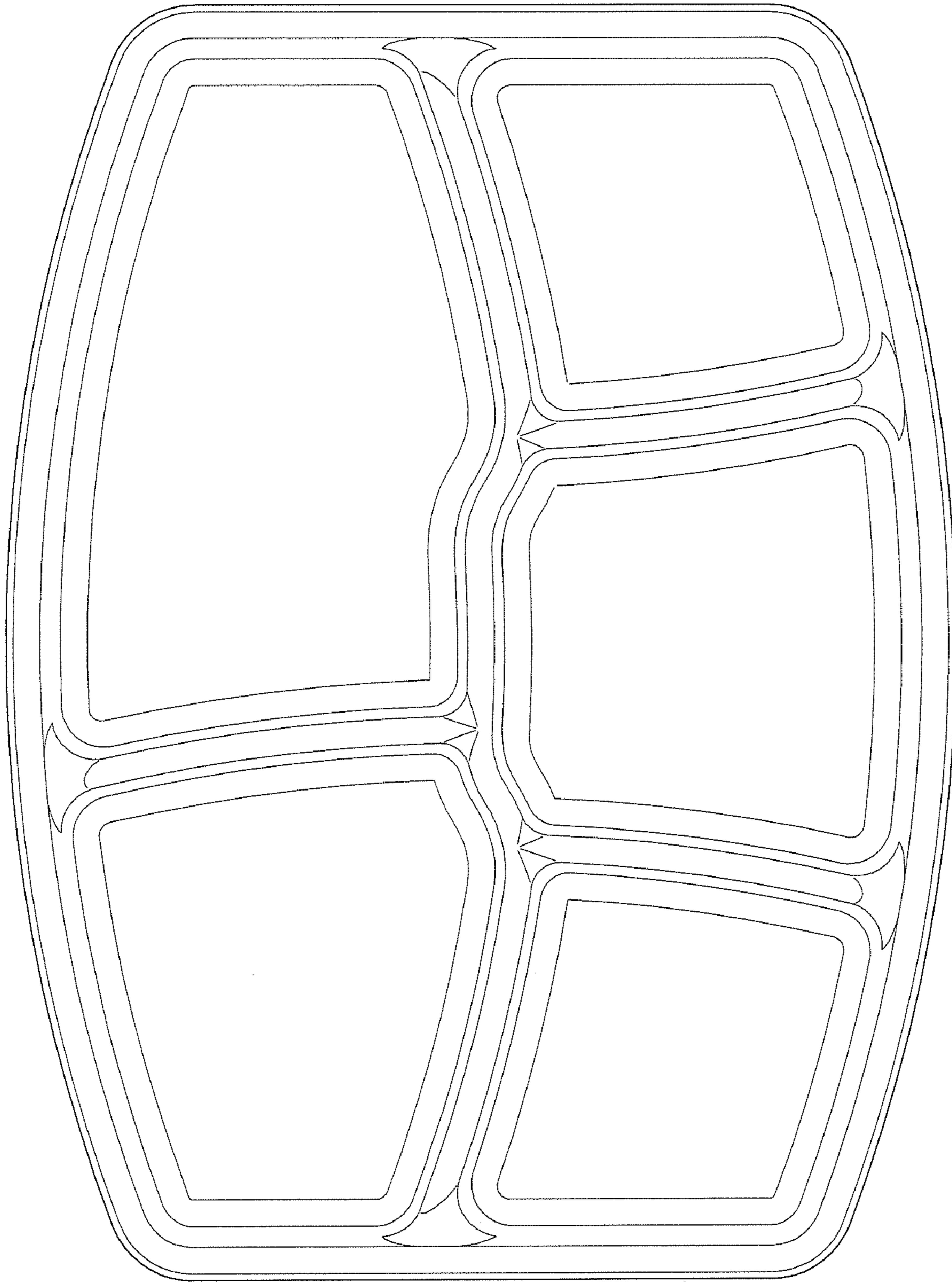


FIGURE 7