



US00D651038S

(12) **United States Design Patent**
Henry

(10) **Patent No.:** **US D651,038 S**

(45) **Date of Patent:** **** Dec. 27, 2011**

(54) **CAKE PAN**

Primary Examiner — Ricky Pham

(76) **Inventor:** **Louis Henry**, New York, NY (US)

(74) *Attorney, Agent, or Firm* — Cooper & Dunham LLP

(**) **Term:** **14 Years**

(57) **CLAIM**

The ornamental design for a cake pan, as shown and described.

(21) **Appl. No.:** **29/386,851**

(22) **Filed:** **Mar. 4, 2011**

DESCRIPTION

(51) **LOC (9) Cl.** **07-02**

(52) **U.S. Cl.** **D7/357; D7/354**

(58) **Field of Classification Search** D7/323,
D7/329-332, 337, 339, 346-347, 350.1-350.4,
D7/354-363, 391, 393, 395, 402, 408-409,
D7/505, 538, 542, 549, 587, 667, 675, 701;
D9/715, 758; D15/90; 99/324-325, 331-332,
99/337-340, 396, 400-418, 425, 444-446,
99/450; 119/161, 166; 126/9 R, 25 A, 25 R,
126/41 R, 166, 275 R, 332, 380.1, 390.1;
206/501-505, 507-508, 778; 219/400, 405,
219/435-442, 620-624, 725, 730-735; 220/485,
220/491, 573.1-573.5, 759, 912; 249/119;
426/438, 441, 523

See application file for complete search history.

FIG. 1 is a top perspective view of the cake pan of the present disclosure;

FIG. 2 is a top perspective view of the bottom half of the cake pan of FIG. 1; shown separately for completeness of illustration;

FIG. 3 is a top view of the bottom half of the cake pan shown in FIG. 2;

FIG. 4 is a bottom view of the bottom half of the cake pan shown in FIG. 2;

FIG. 5 is a front view of the bottom half of the cake pan shown in FIG. 2;

FIG. 6 is a rear view of the bottom half of the cake pan shown in FIG. 2;

FIG. 7 is a first side view of the bottom half of the cake pan shown in FIG. 2;

FIG. 8 is a second side view of the bottom half of the cake pan shown in FIG. 2;

FIG. 9 is a top perspective view of the top half of the cake pan of FIG. 1; shown separately for completeness of illustration;

FIG. 10 is a top view of the top half of the cake pan shown in FIG. 9;

FIG. 11 is a bottom view of the top half of the cake pan shown in FIG. 9;

FIG. 12 is a front view of the top half of the cake pan shown in FIG. 9;

FIG. 13 is a rear view of the top half of the cake pan shown in FIG. 9;

FIG. 14 is a first side view of the top half of the cake pan shown in FIG. 9; and,

FIG. 15 is a second side view of the top half of the cake pan shown in FIG. 9.

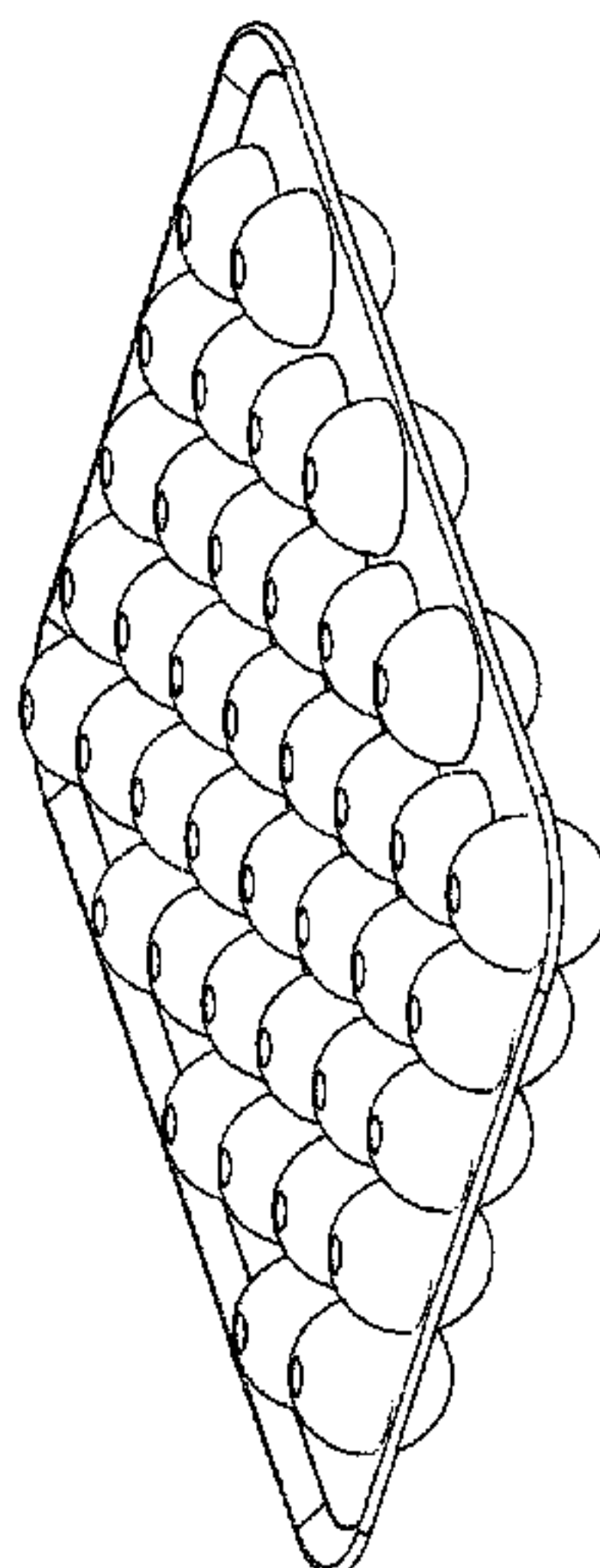
(56) **References Cited**

U.S. PATENT DOCUMENTS

1,476,910	A	12/1923	Naugle	
1,505,816	A *	8/1924	Steele	249/119
1,553,989	A	9/1925	Cook	
1,728,064	A	9/1929	Johnson	
D249,269	S *	9/1978	Pitts	D15/90
4,352,427	A *	10/1982	Lake	206/778
D292,802	S *	11/1987	Fails	D15/90
D327,841	S *	7/1992	Letourneau	D9/758
5,299,492	A	4/1994	Carbon et al.	
D346,528	S *	5/1994	Crawford et al.	D7/357
5,400,698	A	3/1995	Savage	
D368,414	S *	4/1996	VanHalteren et al.	D7/675
5,948,313	A	9/1999	Cahen	
D424,863	S *	5/2000	Varakian	D7/354
6,793,193	B2 *	9/2004	de Groote	249/119
D497,077	S *	10/2004	de Groote	D7/357
D504,286	S *	4/2005	de Cleir	D7/675

(Continued)

1 Claim, 15 Drawing Sheets



US D651,038 S

Page 2

U.S. PATENT DOCUMENTS							
6,973,872	B2	12/2005	Morgan	D643,266	S *	8/2011	Kulzer D7/701
7,150,221	B2	12/2006	Morgan	2003/0082253	A1	5/2003	Chang
D569,268	S *	5/2008	Markowicz et al. D9/715	2011/0027435	A1	2/2011	Facey et al.
7,638,740	B1	12/2009	Hradecky	* cited by examiner			

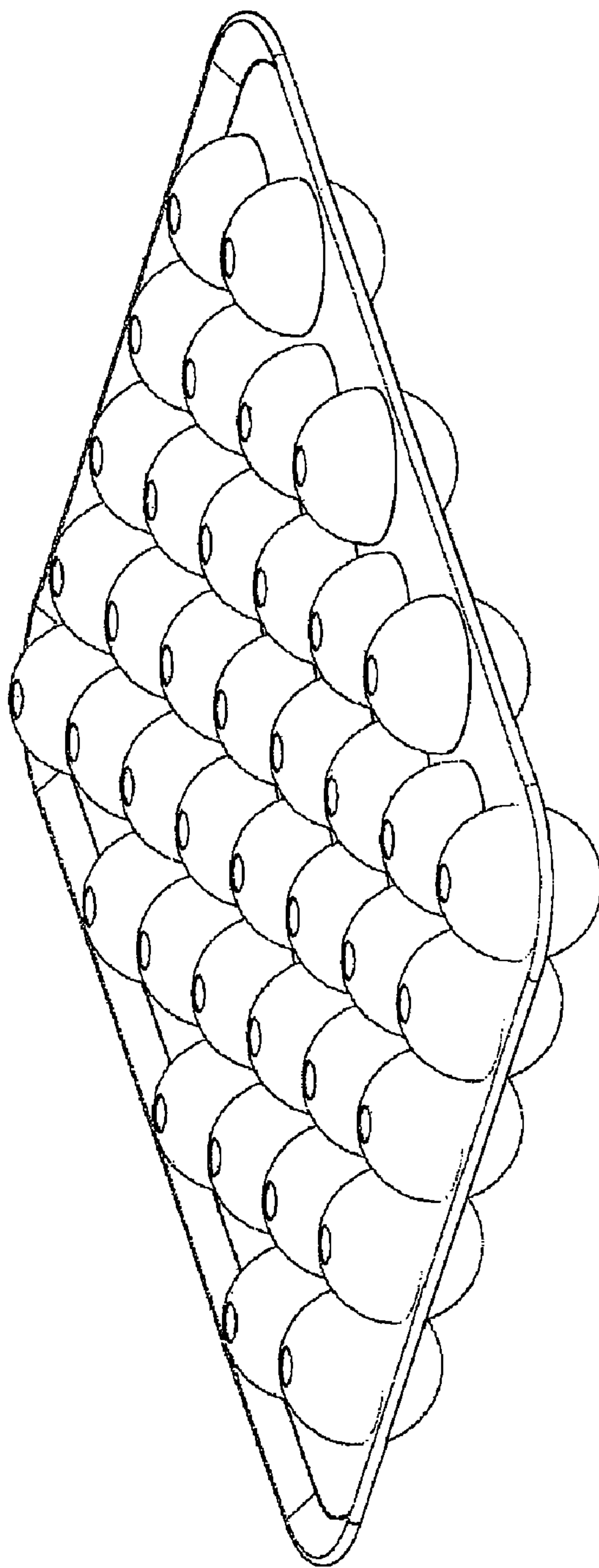


FIG. 1

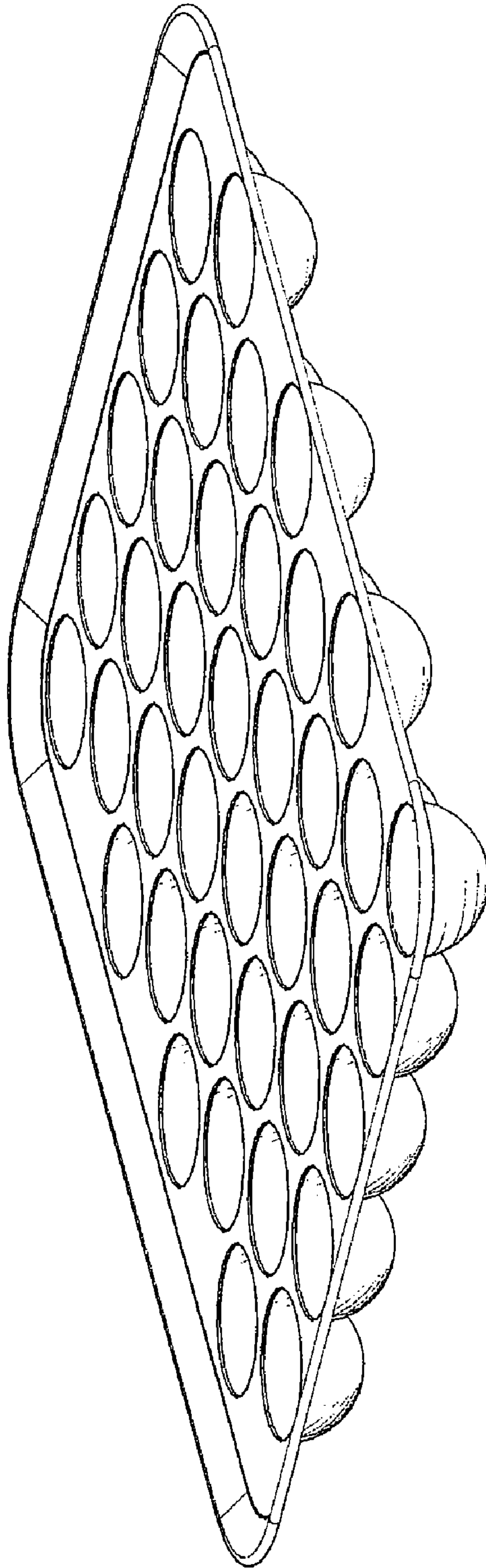


FIG. 2

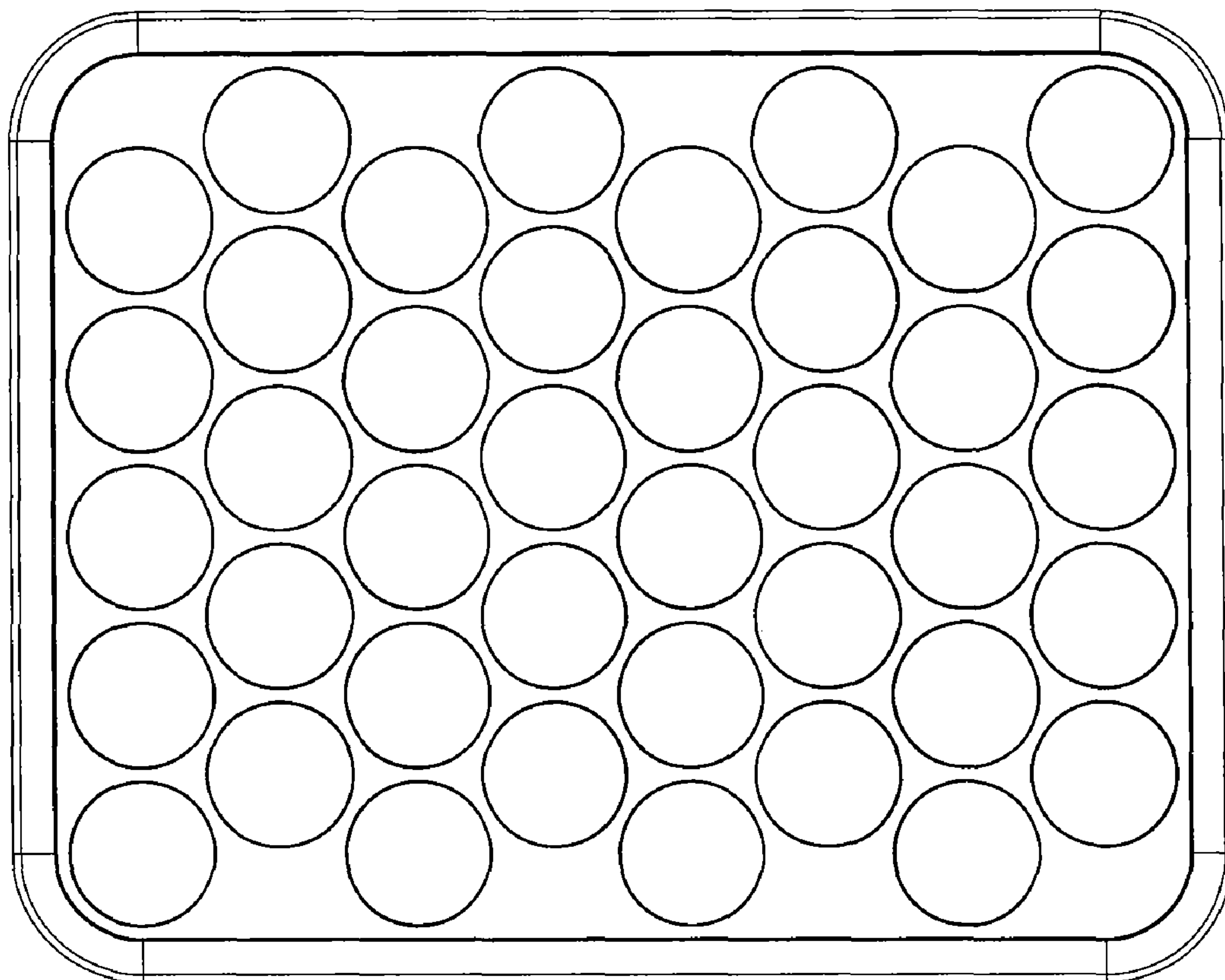


FIG. 3




FIG. 4

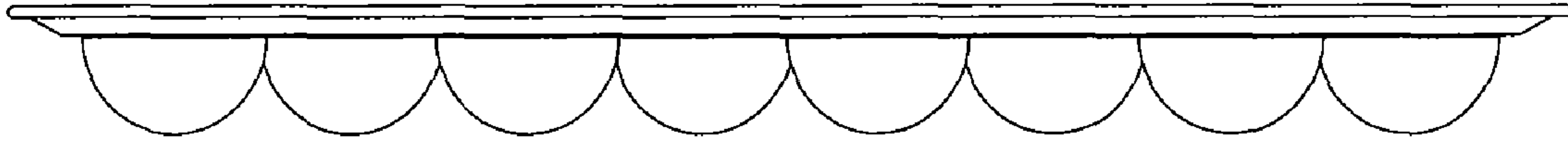


FIG. 5



FIG. 6

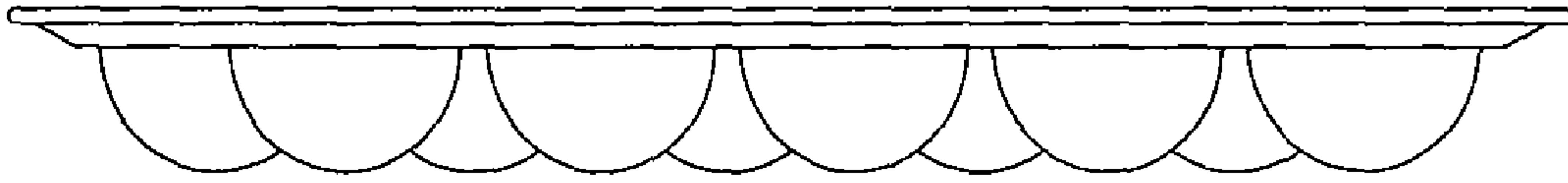


FIG. 7

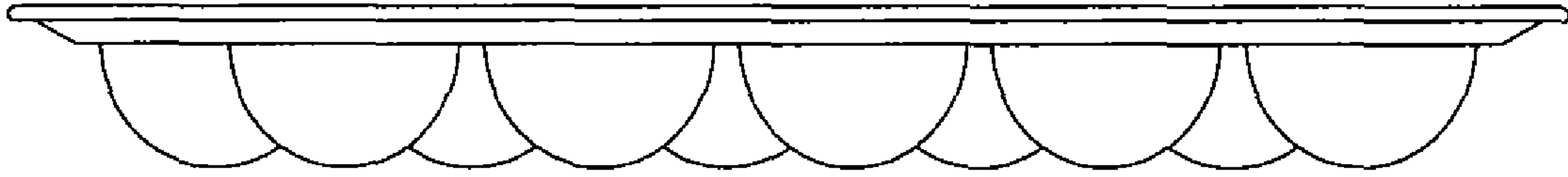


FIG. 8

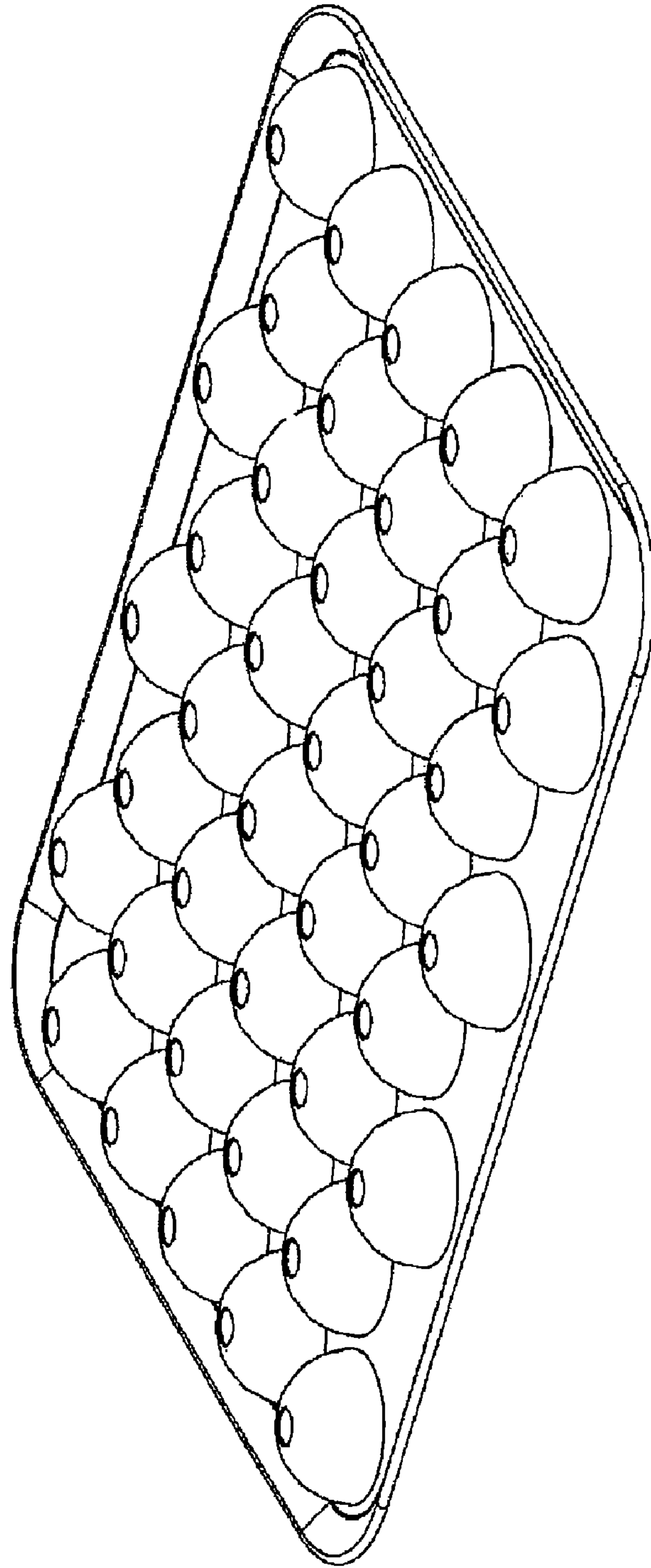


FIG. 9

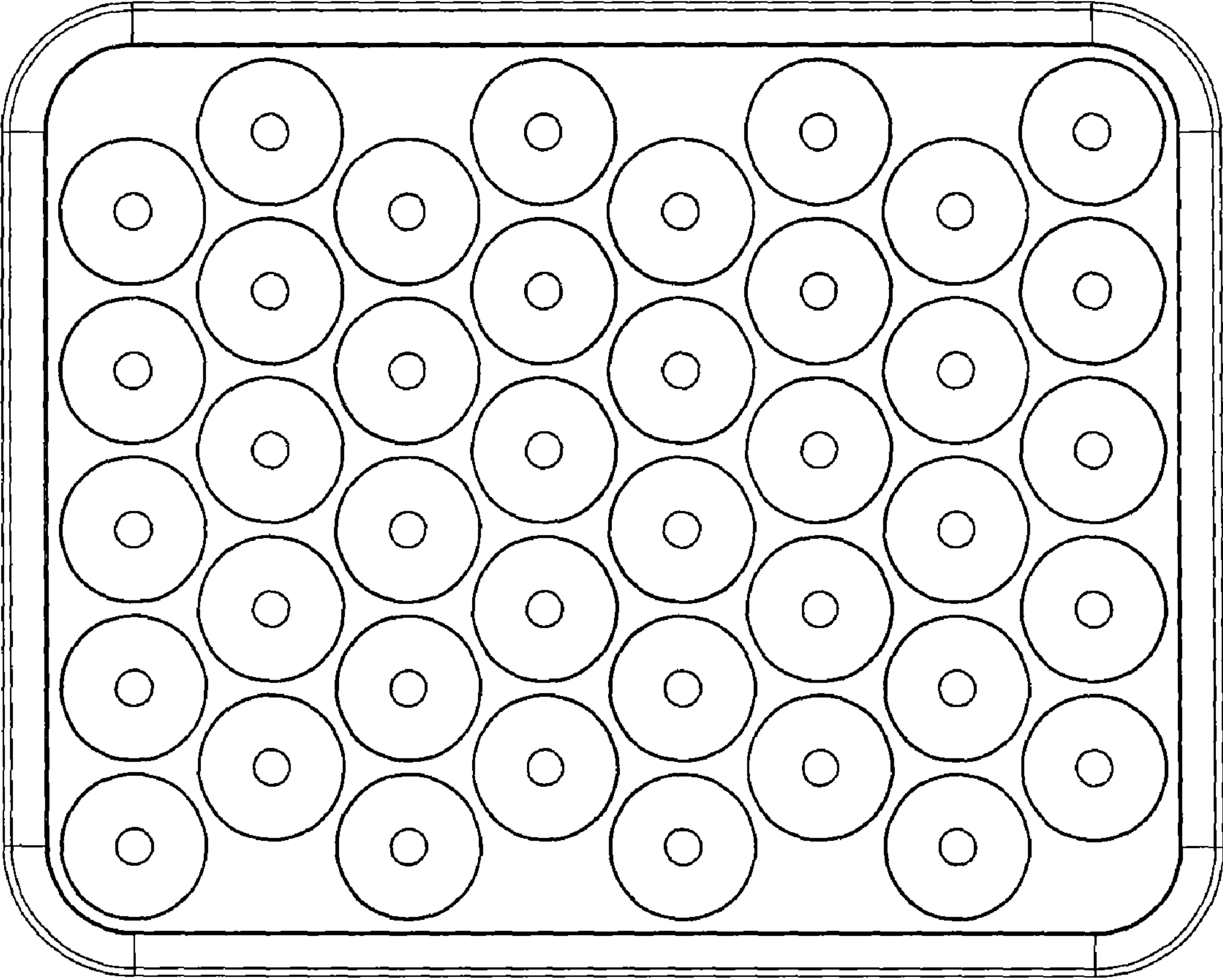


FIG. 10

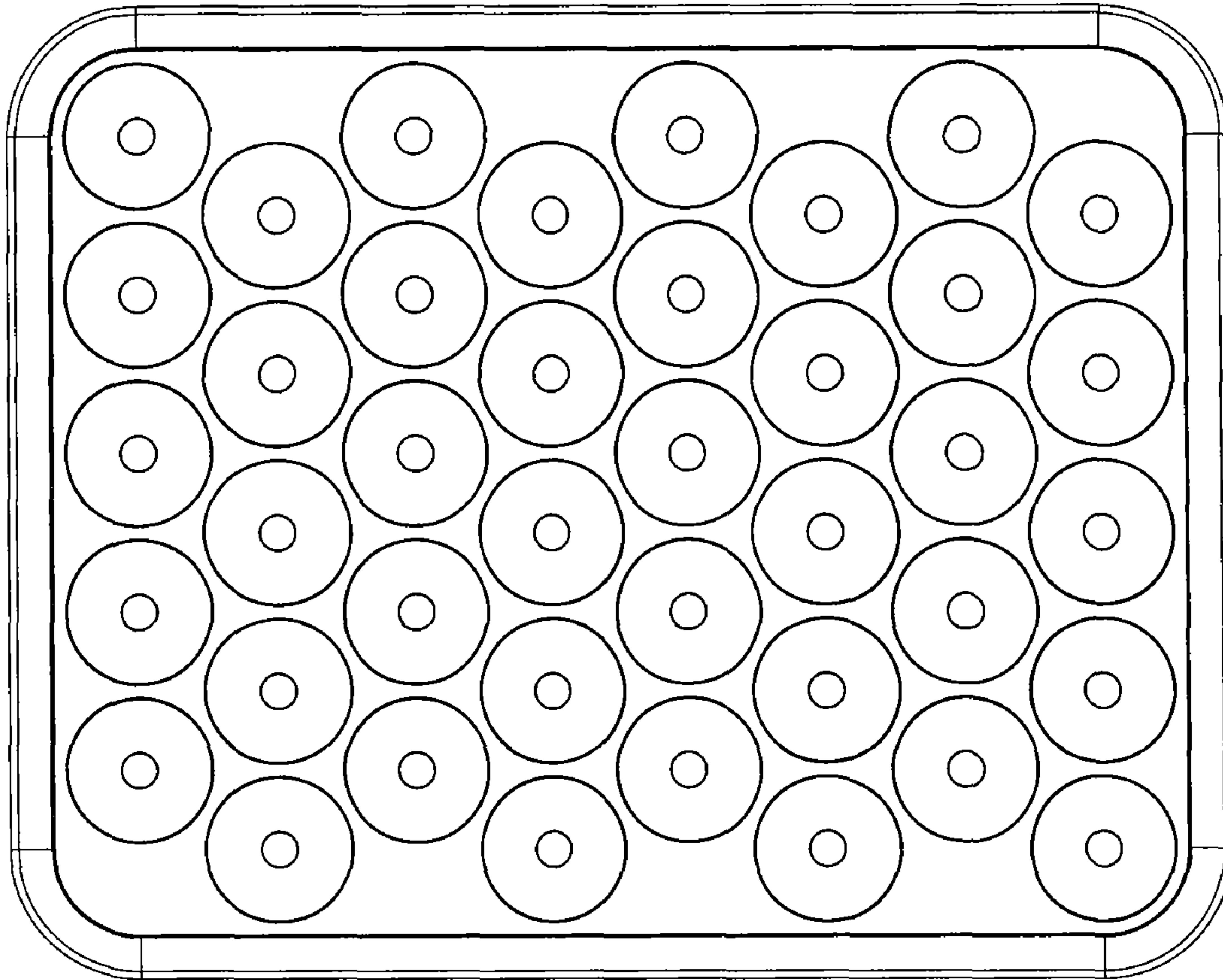


FIG. 11



FIG. 12




FIG. 13




FIG. 14




FIG. 15