



US00D651037S

(12) **United States Design Patent**
Moodie et al.

(10) **Patent No.:** **US D651,037 S**

(45) **Date of Patent:** **** Dec. 27, 2011**

(54) **POT**

(75) Inventors: **David Moodie**, Wellington (NZ);
Graham Robert Brett Dalton,
Auckland (NZ)

(73) Assignee: **AGD Holdings Limited**, Auckland (NZ)

(**) Term: **14 Years**

(21) Appl. No.: **29/371,303**

(22) Filed: **Dec. 23, 2010**

(30) **Foreign Application Priority Data**

Jun. 24, 2010 (NZ) 413778

(51) **LOC (9) Cl.** **07-02**

(52) **U.S. Cl.** **D7/354; D7/409**

(58) **Field of Classification Search** D7/323,
D7/329-332, 337, 339, 346-347, 350.1-350.4,
D7/354-363, 391, 393, 395, 402, 408-409,
D7/505, 538, 542-543, 549, 552.2, 584-587,
D7/667; D13/119; D24/227; 99/324-325,
99/331-332, 337-340, 396, 400-418, 425,
99/444-446, 450; 119/161, 166; 126/9 R,
126/25 A, 25 R, 41 R, 166, 275 R, 332, 380.1,
126/390.1; 206/501-505, 507-508; 219/400,
219/405, 435-442, 620-624, 725, 730-735;
220/485, 491, 573.1-573.5, 759, 912; 426/438,
426/441, 523

See application file for complete search history.

(56) **References Cited**

U.S. PATENT DOCUMENTS

D110,117	S	*	6/1938	Weis	D7/361
D174,431	S	*	4/1955	Jepson et al.	D7/361
D181,246	S	*	10/1957	Boldt	D7/361
3,384,195	A	*	5/1968	Jepson et al.	219/442
D245,059	S	*	7/1977	Bardin	D7/361
D246,884	S	*	1/1978	Finke	D7/361
D256,420	S	*	8/1980	Rice et al.	D7/361
D262,104	S	*	12/1981	Simpson	D13/119
D363,002	S	*	10/1995	Douglas	D7/543
D387,177	S	*	12/1997	Davis	D24/227
D540,122	S	*	4/2007	Wasserman et al.	D7/584
D555,419	S	*	11/2007	Reckert et al.	D7/361
D578,352	S	*	10/2008	Hauser	D7/552.2

* cited by examiner

Primary Examiner — Ricky Pham

(74) *Attorney, Agent, or Firm* — Jacobson Holman PLLC

(57) **CLAIM**

The ornamental design for the pot, as shown and described.

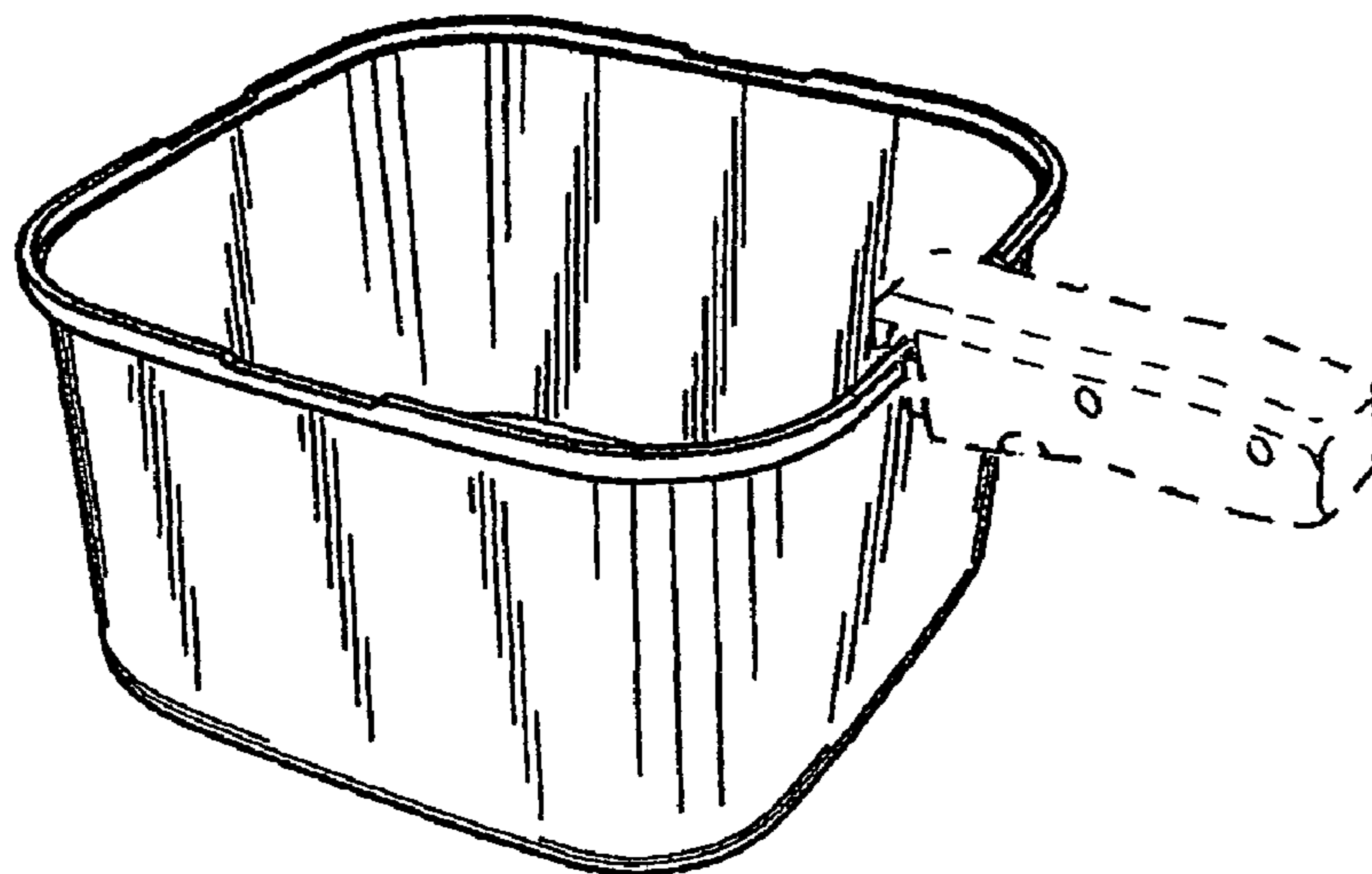
DESCRIPTION

FIG. 1 is front perspective view of the pot embodying our design;

FIG. 2 is a front perspective view of the pot of FIG. 1 showing in dashed line how a handle is attached to any one of the four sides;

FIG. 3 is a top view of the pot as shown in FIG. 1; and, FIG. 4 is a side elevational view of the pot as shown in FIG. 1, the other three sides being identical and the bottom being flat. The handle shown in dashed line is not claimed as part of this design.

1 Claim, 3 Drawing Sheets



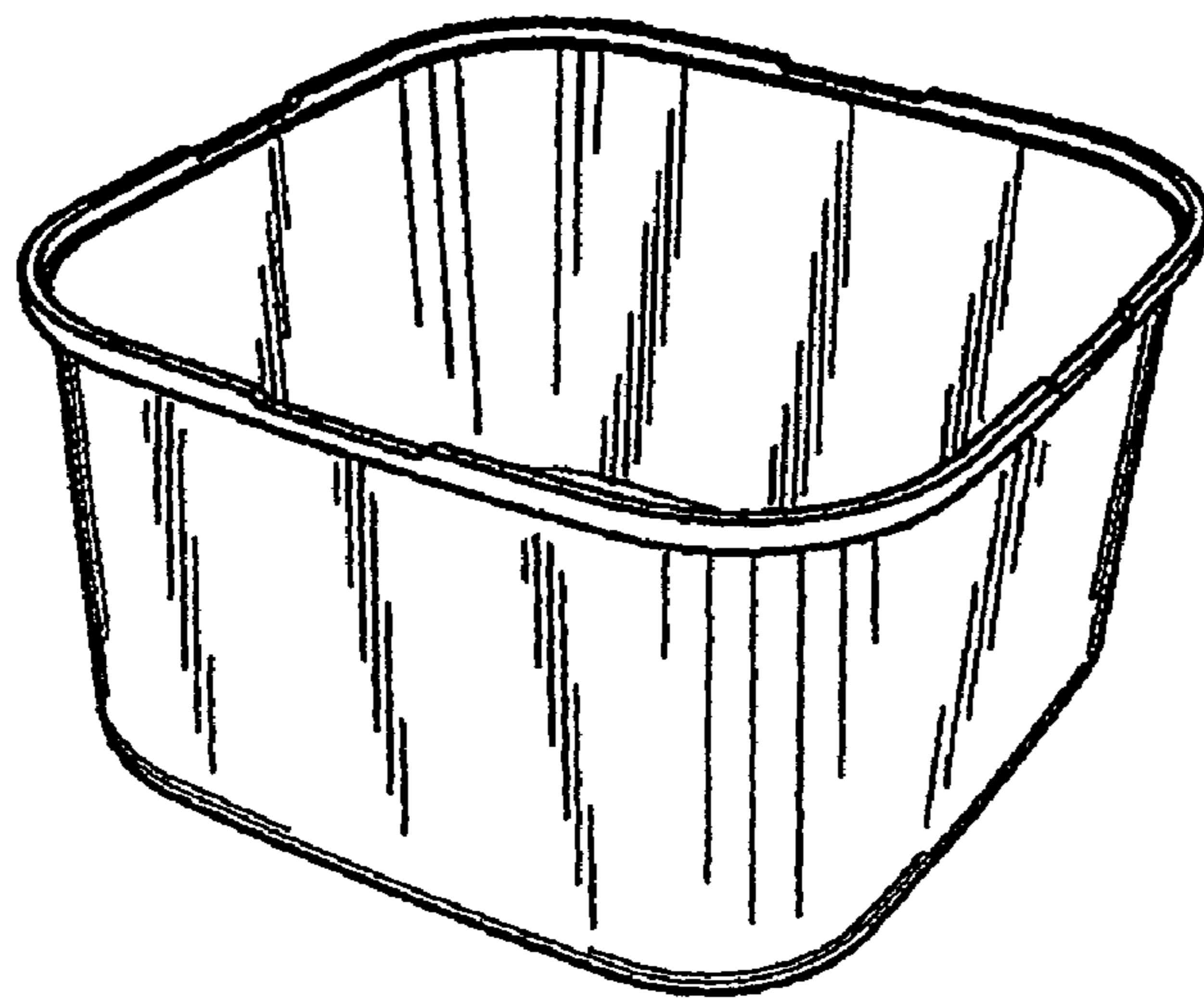


FIG 1

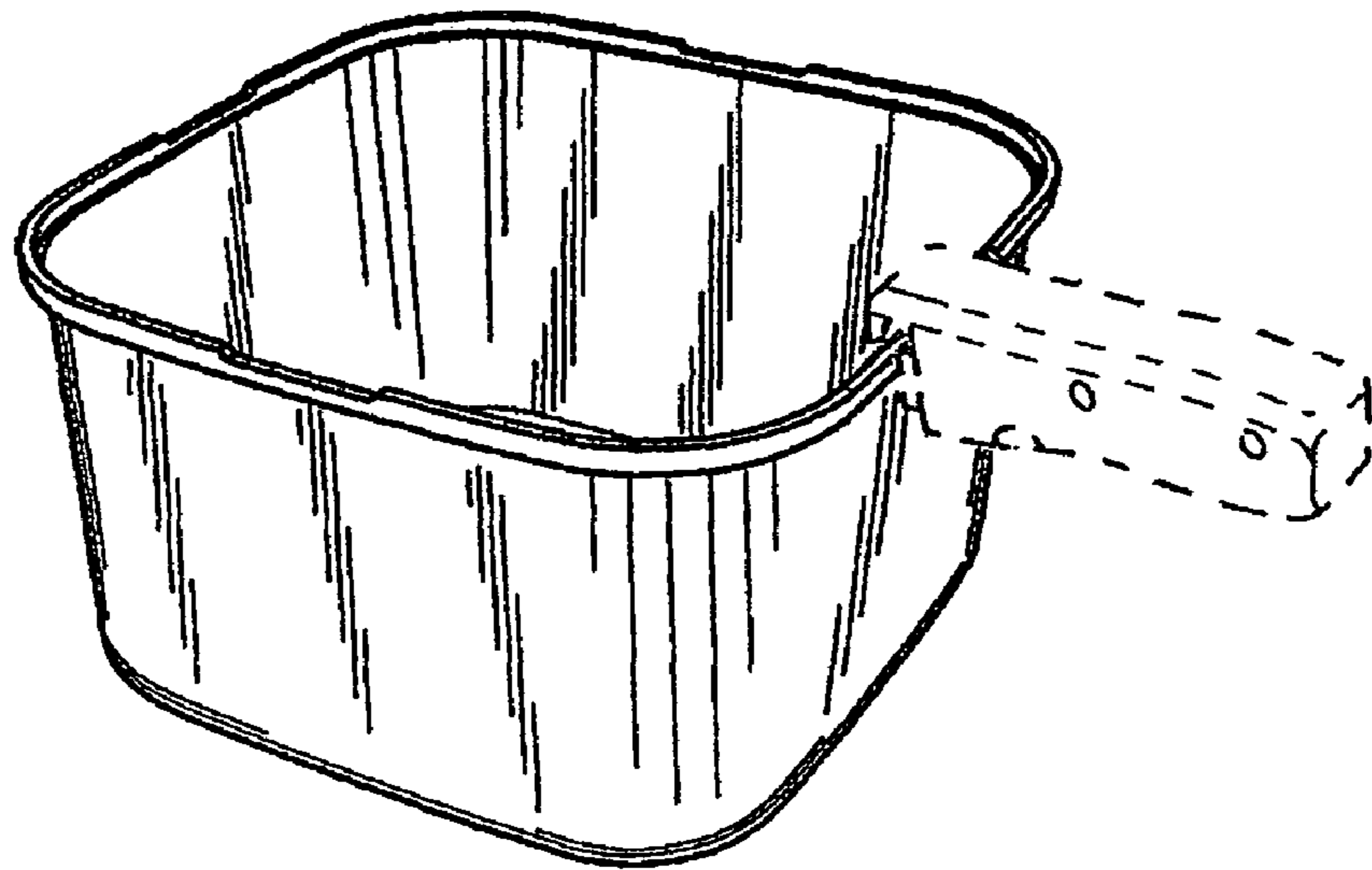


FIG 2

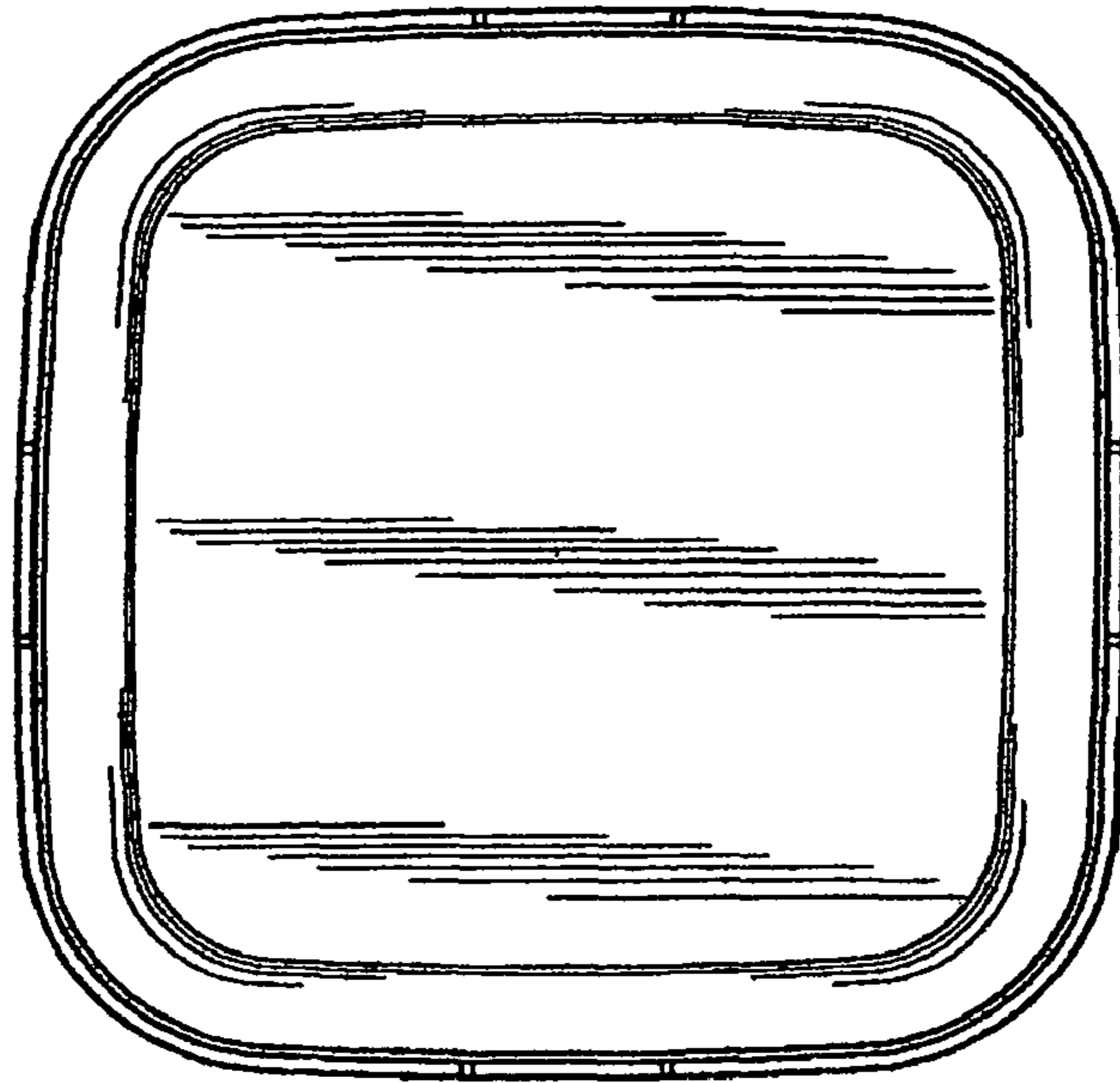


FIG 3

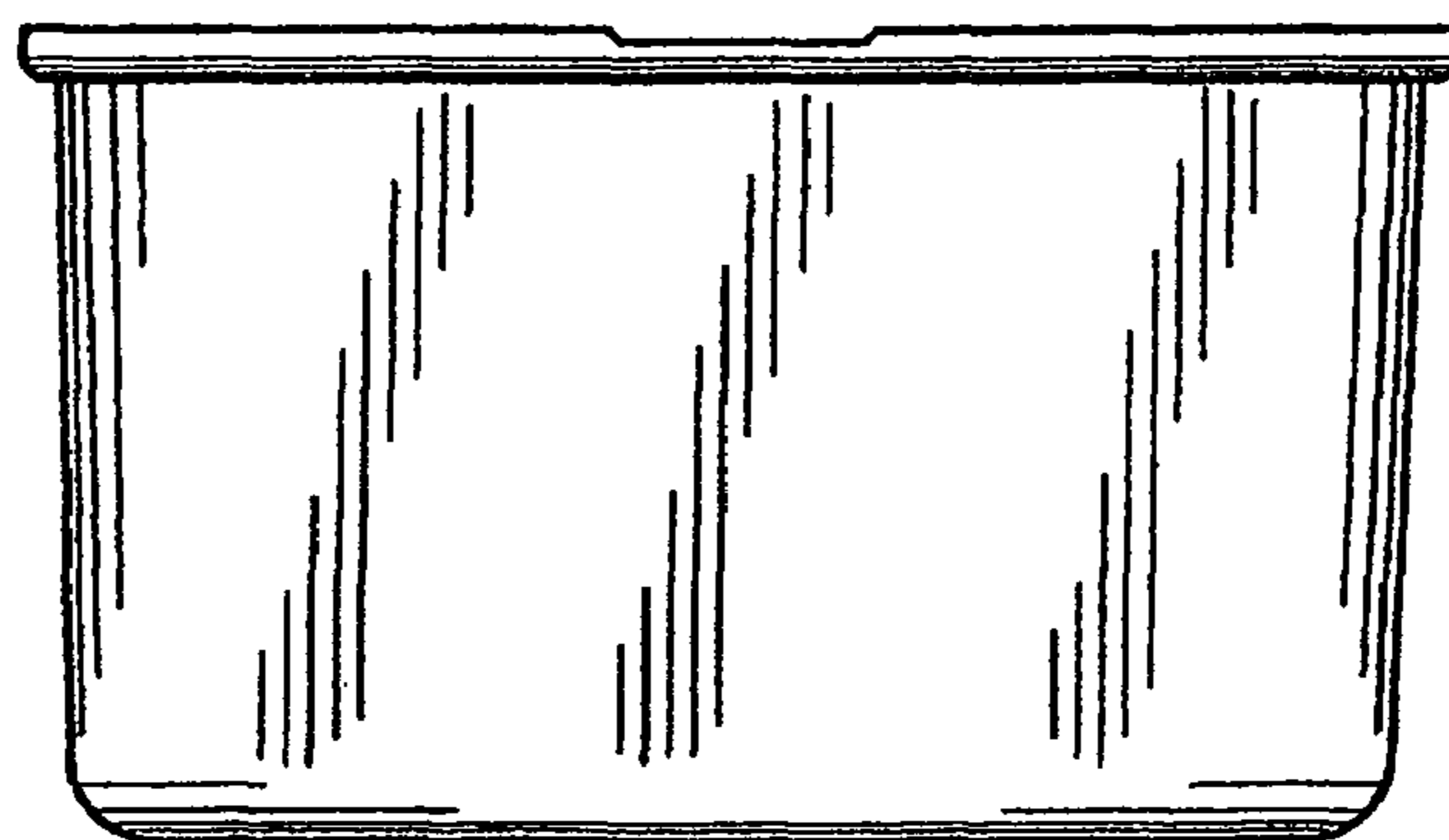


FIG 4