



US00D651027S

(12) **United States Design Patent**
Haaf et al.

(10) **Patent No.:** **US D651,027 S**

(45) **Date of Patent:** **** Dec. 27, 2011**

(54) **BENCH BACK**

(75) Inventors: **James Haaf**, Odessa, FL (US); **John Gerena**, Tampa, FL (US)

(73) Assignee: **Metropolitan Advertising Company**, Tampa, FL (US)

(**) Term: **14 Years**

(21) Appl. No.: **29/388,114**

(22) Filed: **Mar. 24, 2011**

(51) **LOC (9) Cl.** **06-06**

(52) **U.S. Cl.** **D6/502**

(58) **Field of Classification Search** D6/334,
D6/349, 355, 359, 369, 370, 371, 381-383,
D6/491, 492, 500-503; 297/94, 181, 233,
297/234, 235, 283.2, 311, 351, 353, 354.1,
297/354.12, 354.13, 445.1, 451.1, 451.8,
297/451.9; 5/12.1, 12.2

See application file for complete search history.

(56) **References Cited**

U.S. PATENT DOCUMENTS

D381,826 S *	8/1997	Lin	D6/370
D394,355 S *	5/1998	Weiss	D6/381
D396,963 S *	8/1998	Jeng	D6/370
D405,302 S *	2/1999	Lum	D6/502
D409,401 S *	5/1999	Jeng	D6/370
D466,341 S *	12/2002	Caldwell	D6/502

D510,216 S *	10/2005	Ripper et al.	D6/502
D584,909 S *	1/2009	Gochman	D6/502
D613,976 S *	4/2010	Haaf	D6/502

* cited by examiner

Primary Examiner — Brian N Vinson

(74) *Attorney, Agent, or Firm* — Harvey S. Kauget; Phelps Dunbar LLP

(57) **CLAIM**

The ornamental design for a bench back, as shown and described.

DESCRIPTION

FIG. 1 is a front view of a bench back comprising our design; FIG. 2 is a rear view of a bench back comprising our design; FIG. 3 is a top view of a bench back comprising our design; FIG. 4 is a bottom view of a bench back comprising our design;


FIG. 5 is a side view of a bench back comprising our design; FIG. 6 is a side view of a bench back comprising our design; FIG. 7 is a downward facing front perspective view of a bench back comprising our design.

FIG. 8 is an upward facing rear perspective view of a bench back comprising our design; and,

FIG. 9 is a front perspective view of a bench back comprising our design.

The broken line showing of the bench seat and bench supports in FIG. 9 is included for the purpose of illustrating environmental structure and forms no part of the claimed design.

1 Claim, 5 Drawing Sheets






FIG. 1




FIG. 2




FIG. 3




FIG. 4



FIG. 5



FIG. 6




FIG. 7

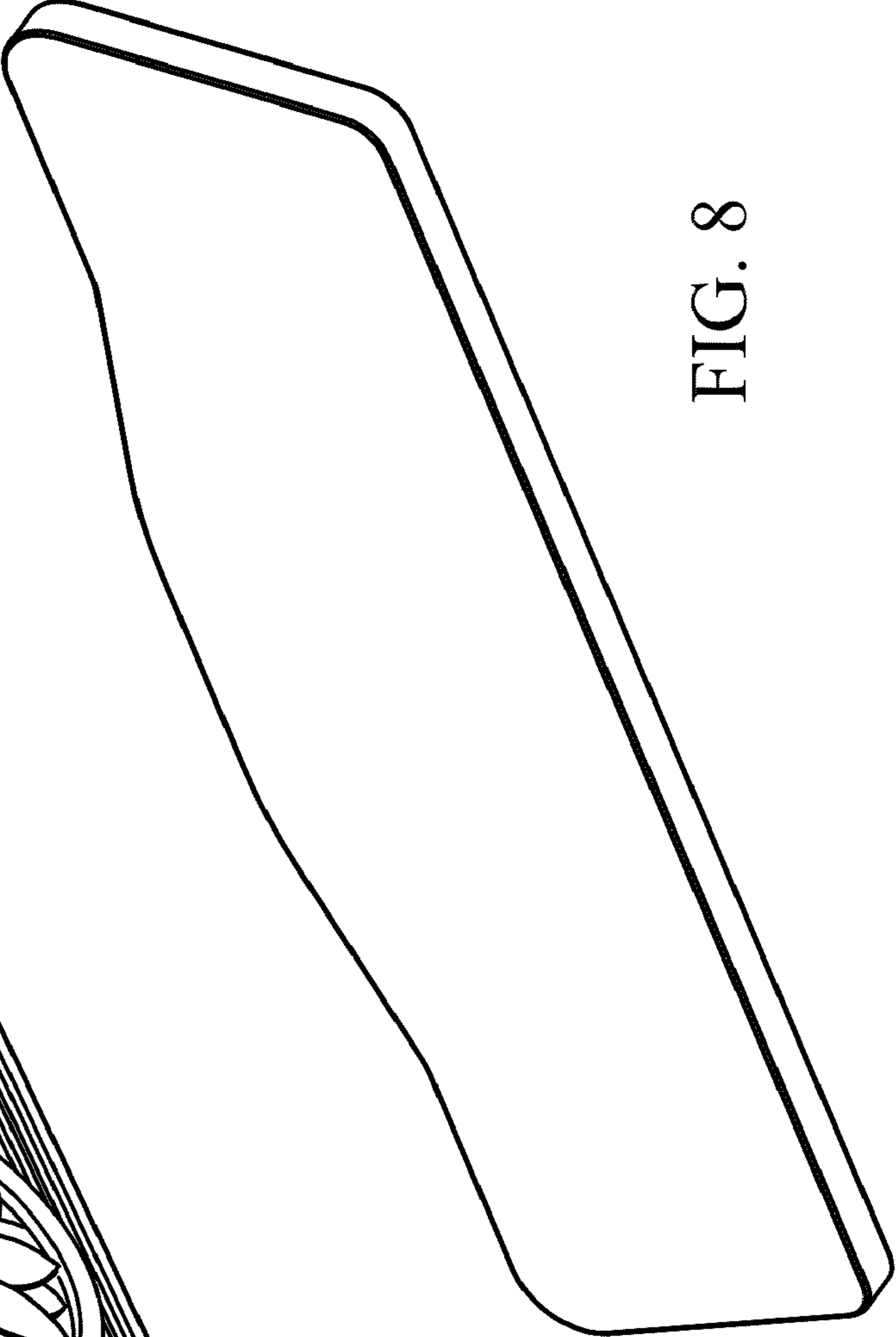


FIG. 8




FIG. 9