



US00D651020S

(12) **United States Design Patent**  
**Ussen**

(10) **Patent No.:** **US D651,020 S**  
(45) **Date of Patent:** **\*\* \*Dec. 27, 2011**

- (54) **UNFOLDABLE CABINET**
- (75) Inventor: **Zhaniya B Ussen**, New York, NY (US)
- (73) Assignee: **IPTech International, Inc**, New York, NY (US)
- (\*) Notice: This patent is subject to a terminal disclaimer.
- (\*\*) Term: **14 Years**
- (21) Appl. No.: **29/347,008**
- (22) Filed: **Aug. 24, 2009**
- (51) **LOC (9) Cl.** ..... **06-04**
- (52) **U.S. Cl.** ..... **D6/440; D6/446**
- (58) **Field of Classification Search** ..... D6/397,  
D6/429, 430, 432-448; 312/109, 114, 138.1,  
312/204, 205, 224, 237, 240, 257.1, 278,  
312/279, 290; D3/272, 273  
See application file for complete search history.

5,997,112 A *	12/1999	Karten et al.	.....	312/290
D422,807 S *	4/2000	Tisbo et al.	.....	D6/440
6,218,796 B1	4/2001	Kozlowski		
D443,042 S	5/2001	Ungaro		
D446,406 S *	8/2001	Aeberhard	.....	D6/441
D453,818 S	2/2002	Pila		
D455,913 S	4/2002	Shamie		
D464,270 S	10/2002	Dai		
D467,756 S *	12/2002	Mattick	.....	D6/446
D493,302 S *	7/2004	Sabo et al.	.....	D6/440
D498,082 S	11/2004	Katz et al.		
D542,056 S	5/2007	Puente et al.		
7,261,385 B2	8/2007	Weinberger		
D550,335 S	9/2007	Terrill		
D554,892 S	11/2007	Thompson		
D554,894 S *	11/2007	Thompson	.....	D6/440
D557,931 S	12/2007	Thompson		
D560,079 S	1/2008	Mehmen		
D563,692 S	3/2008	DeCarlo et al.		
D563,699 S	3/2008	Schmidt et al.		
D564,818 S	3/2008	Punzel et al.		
D569,654 S	5/2008	Thompson		

(Continued)

Primary Examiner — Mimoso De

(56) **References Cited**

U.S. PATENT DOCUMENTS

D91,113 S	11/1933	Guild		
D101,782 S	11/1936	Krick		
D158,930 S *	6/1950	Burgold	.....	D6/446
2,555,644 A *	6/1951	Heer	.....	312/290
2,630,362 A *	3/1953	Bass	.....	312/290
2,739,863 A *	3/1956	Ferris	.....	312/290
D203,120 S	12/1965	Grant		
3,378,323 A *	4/1968	Goldberg	.....	312/290
D215,220 S	9/1969	Eide		
D227,724 S	7/1973	Mendlin		
D260,062 S *	8/1981	Knaack et al.	.....	D6/440
D260,540 S	9/1981	Nottingham et al.		
4,288,134 A *	9/1981	Knaack et al.	.....	312/290
D261,962 S	11/1981	Handel		
D303,593 S	9/1989	Keller et al.		
D303,594 S	9/1989	Keller et al.		
D311,832 S	11/1990	Keller		
D358,852 S	5/1995	Monneret		


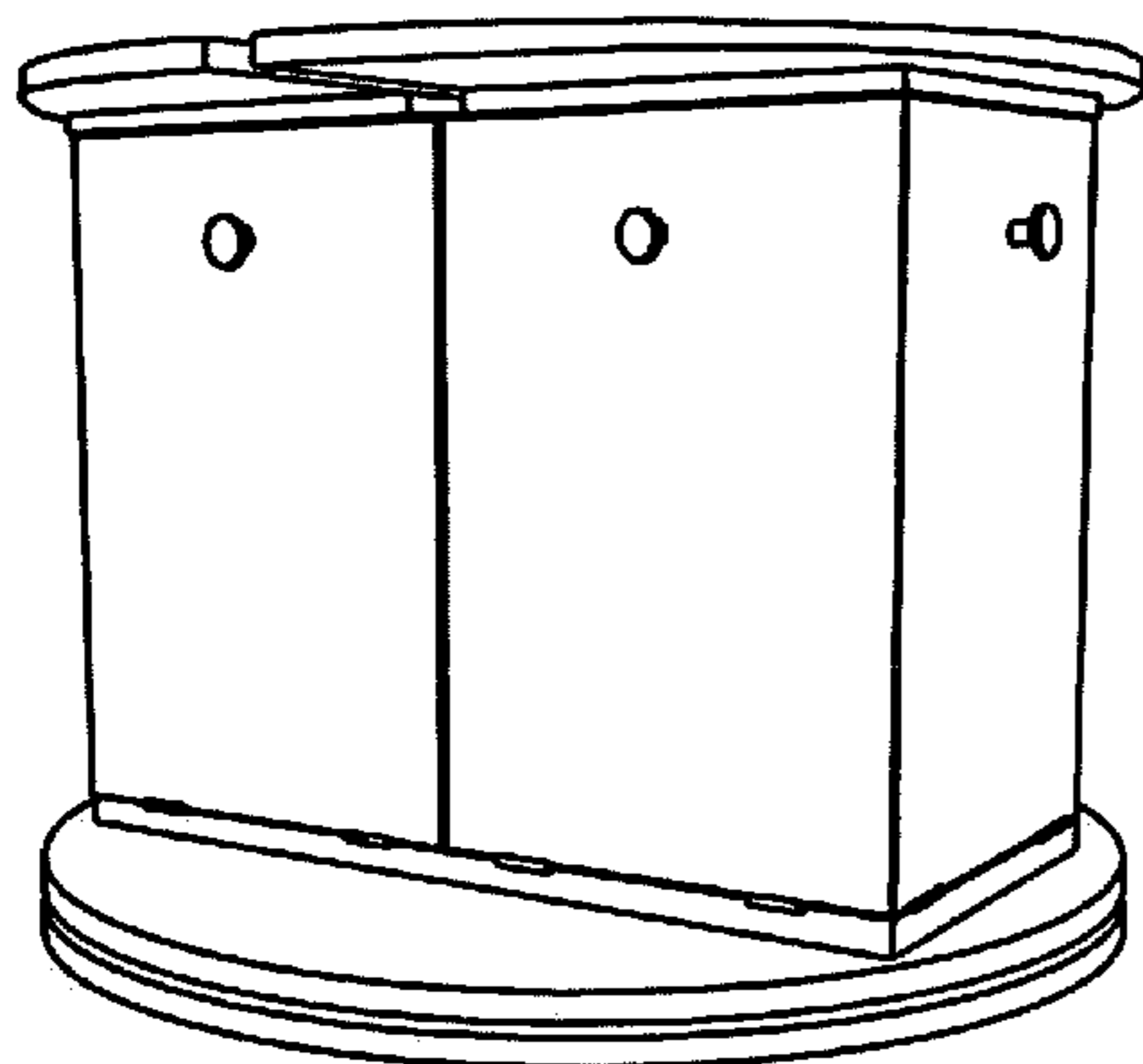
(57) **CLAIM**

The ornamental design for an unfoldable cabinet, as shown and described.

**DESCRIPTION**

FIG. 1 is a perspective view of an unfoldable cabinet in the closed state, showing my new design;  
 FIG. 2 is a perspective view of an unfoldable cabinet in the open state;  
 FIG. 3 is a front elevational view thereof;  
 FIG. 4 is a side elevational view thereof; and,  
 FIG. 5 is a top plan view thereof.  
 The claimed unfoldable cabinet is used to store a variety of content, including without limitation, general merchandise, jewelry, watches, and cosmetics, and its drawers are capable to unfold almost flat and fold back into erected position.

**1 Claim, 5 Drawing Sheets**



# US D651,020 S

Page 2

---

## U.S. PATENT DOCUMENTS

D577,930 S *	10/2008	Thompson .....	D6/440	D594,247 S	6/2009	Estephan
D579,697 S	11/2008	Schmidt et al.		D594,672 S	6/2009	Millilo
D580,653 S *	11/2008	Robaina .....	D3/272	D595,064 S	6/2009	Thompson
7,445,300 B2	11/2008	Collins et al.		D595,974 S	7/2009	Millilo
D586,585 S	2/2009	Hynes		7,559,614 B2	7/2009	Zheng
D589,718 S	4/2009	Hand		D597,341 S	8/2009	Stein et al.
D593,771 S	6/2009	Petrucelli				

\* cited by examiner

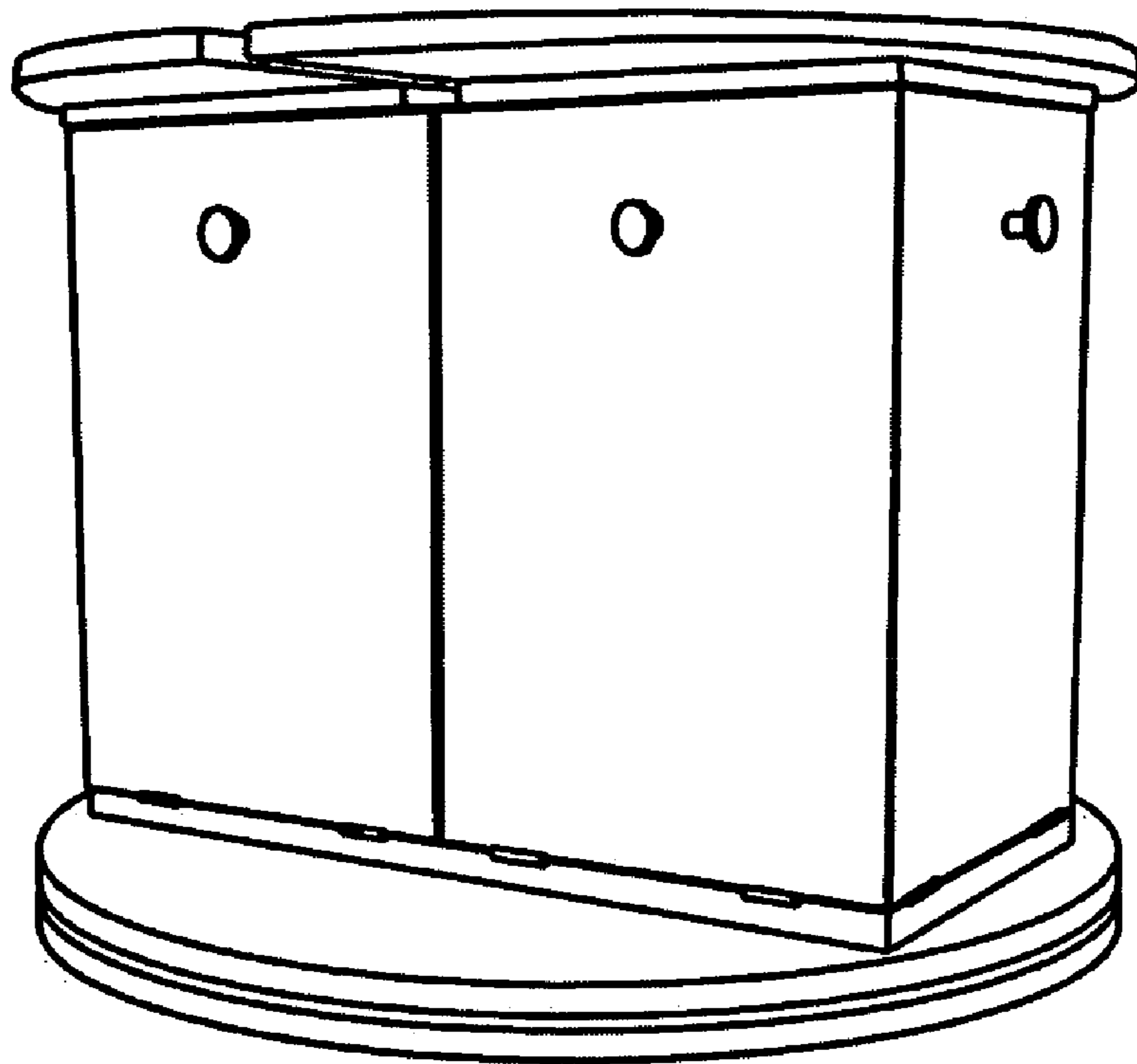


FIG. 1

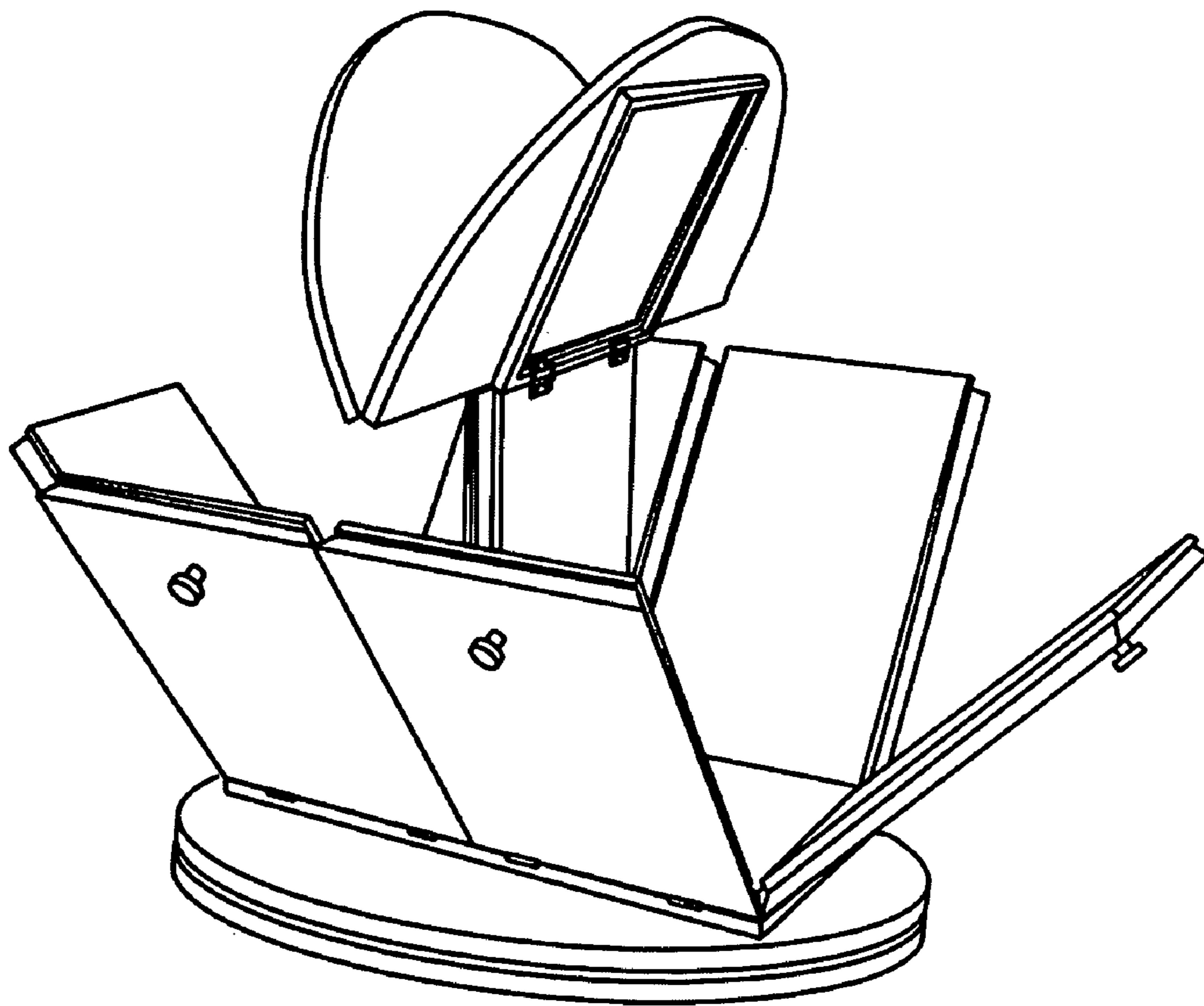


FIG. 2

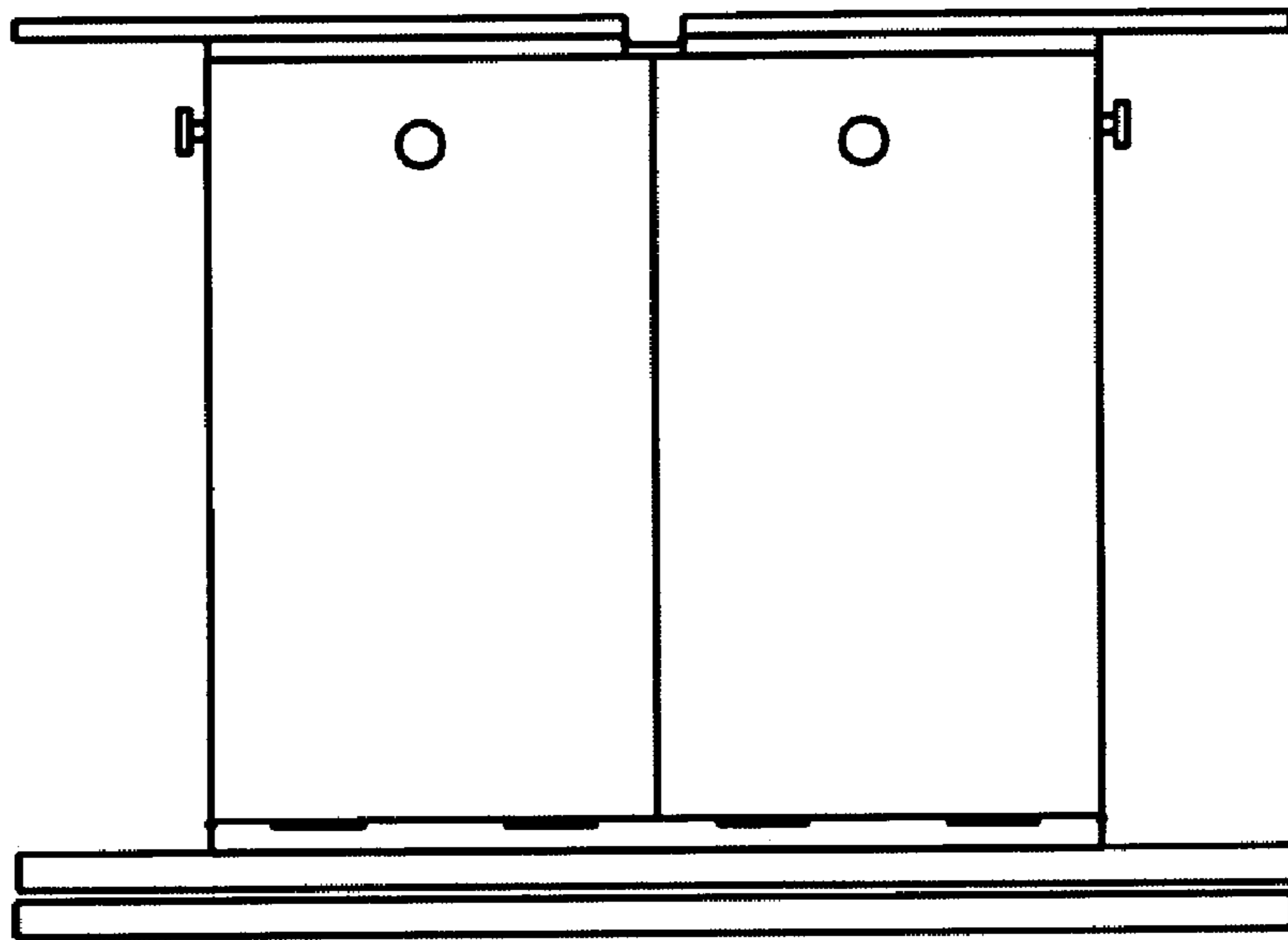


FIG. 3

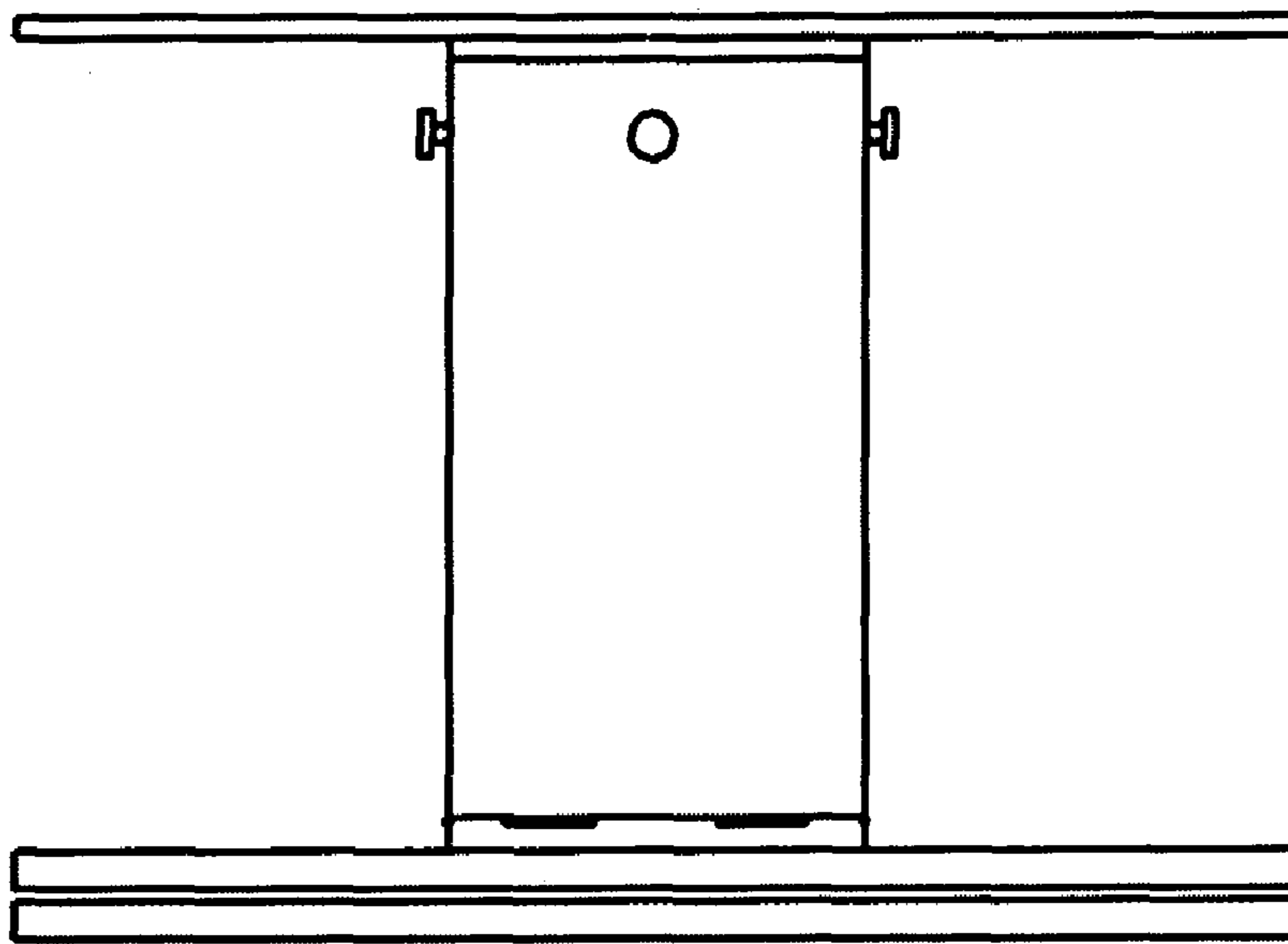


FIG. 4

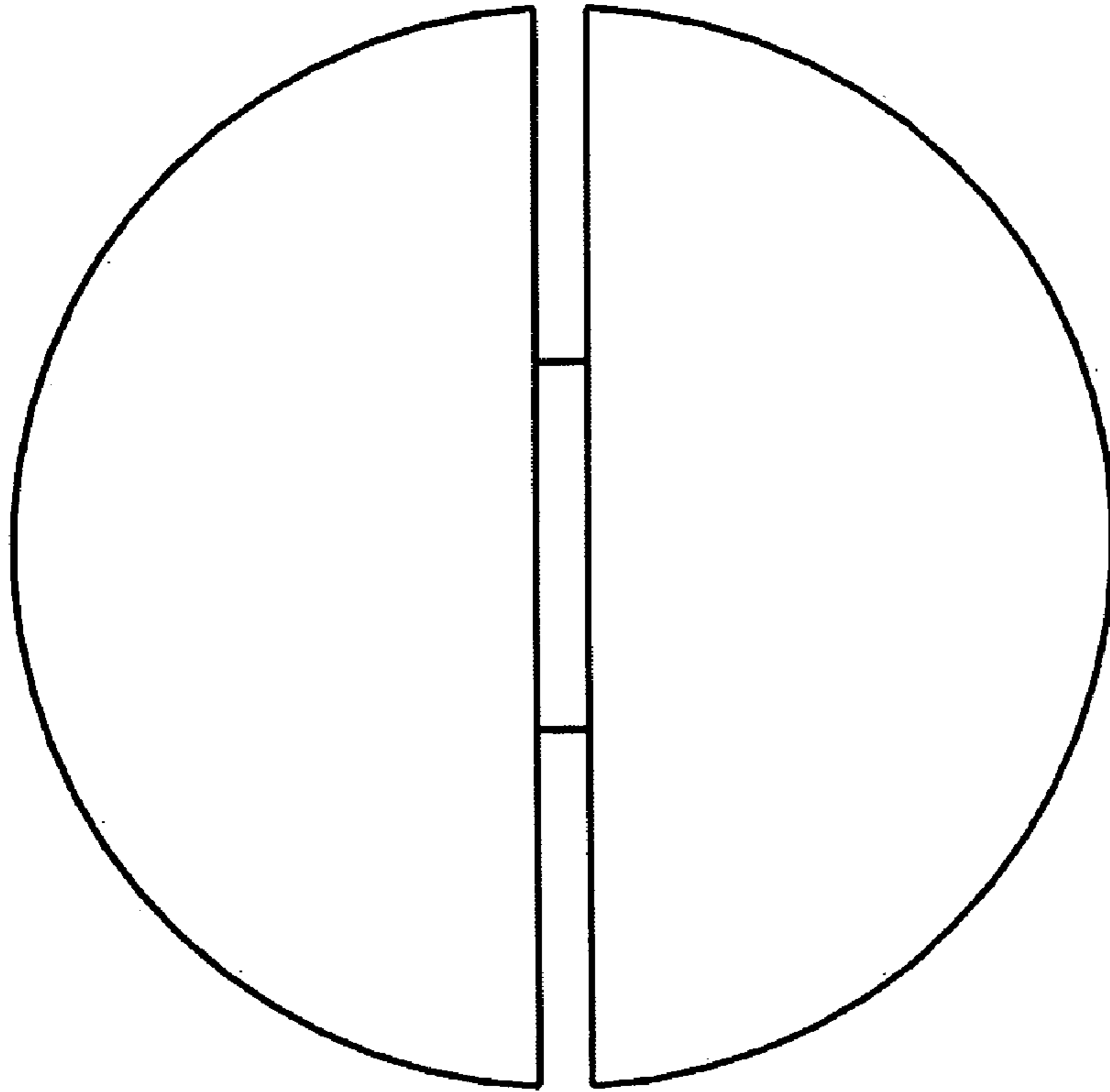


FIG. 5