



US00D651013S

(12) **United States Design Patent**  
**Swanson**

(10) **Patent No.:** **US D651,013 S**

(45) **Date of Patent:** **\*\* Dec. 27, 2011**

(54) **METAL CHAIR WITH WOOD SEAT**

(76) Inventor: **Charles Swanson**, Fall River, MA (US)

(\*\*) Term: **14 Years**

(21) Appl. No.: **29/354,141**

(22) Filed: **Jan. 20, 2010**

(51) **LOC (9) Cl.** ..... **06-01**

(52) **U.S. Cl.** ..... **D6/374; D6/376; D6/380**

(58) **Field of Classification Search** ..... D6/334-336,  
D6/371-373, 374, 375, 376, 379, 380, 499,  
D6/500-502; 297/239, 445.1, 446.1, 452.13,  
297/452.1, 452.2, 452.29, 452.46

See application file for complete search history.

(56) **References Cited**

**U.S. PATENT DOCUMENTS**

D140,206 S *	1/1945	Anderson et al. ....	D6/374
D343,965 S *	2/1994	Werner .....	D6/375
D357,594 S *	4/1995	Kellen .....	D6/374
D391,412 S *	3/1998	James et al. ....	D6/379
D422,424 S *	4/2000	Gehry et al. ....	D6/375
D475,543 S *	6/2003	Savini .....	D6/374

D511,421 S *	11/2005	Schultz .....	D6/374
D541,068 S *	4/2007	Foster .....	D6/374
D555,381 S *	11/2007	Swanson .....	D6/380
D563,111 S *	3/2008	Lievore .....	D6/375
2007/0267912 A1 *	11/2007	Britton et al. ....	297/452.1

\* cited by examiner

*Primary Examiner* — Mimosa De

(74) *Attorney, Agent, or Firm* — QuickPatents, Inc.; Kevin Prince


(57) **CLAIM**

What is claimed is the ornamental design for a metal chair with wood seat, as shown and described.

**DESCRIPTION**

FIG. 1 is a perspective view of a metal chair with wood seat, showing the new design;  
FIG. 2 is a front elevational view thereof;  
FIG. 3 is a rear elevational view thereof;  
FIG. 4 is a top plan view thereof;  
FIG. 5 is a bottom plan view thereof;  
FIG. 6 is a left-side elevational view thereof; and,  
FIG. 7 is a right-side elevational view thereof.

**1 Claim, 2 Drawing Sheets**






FIG. 1




FIG. 2

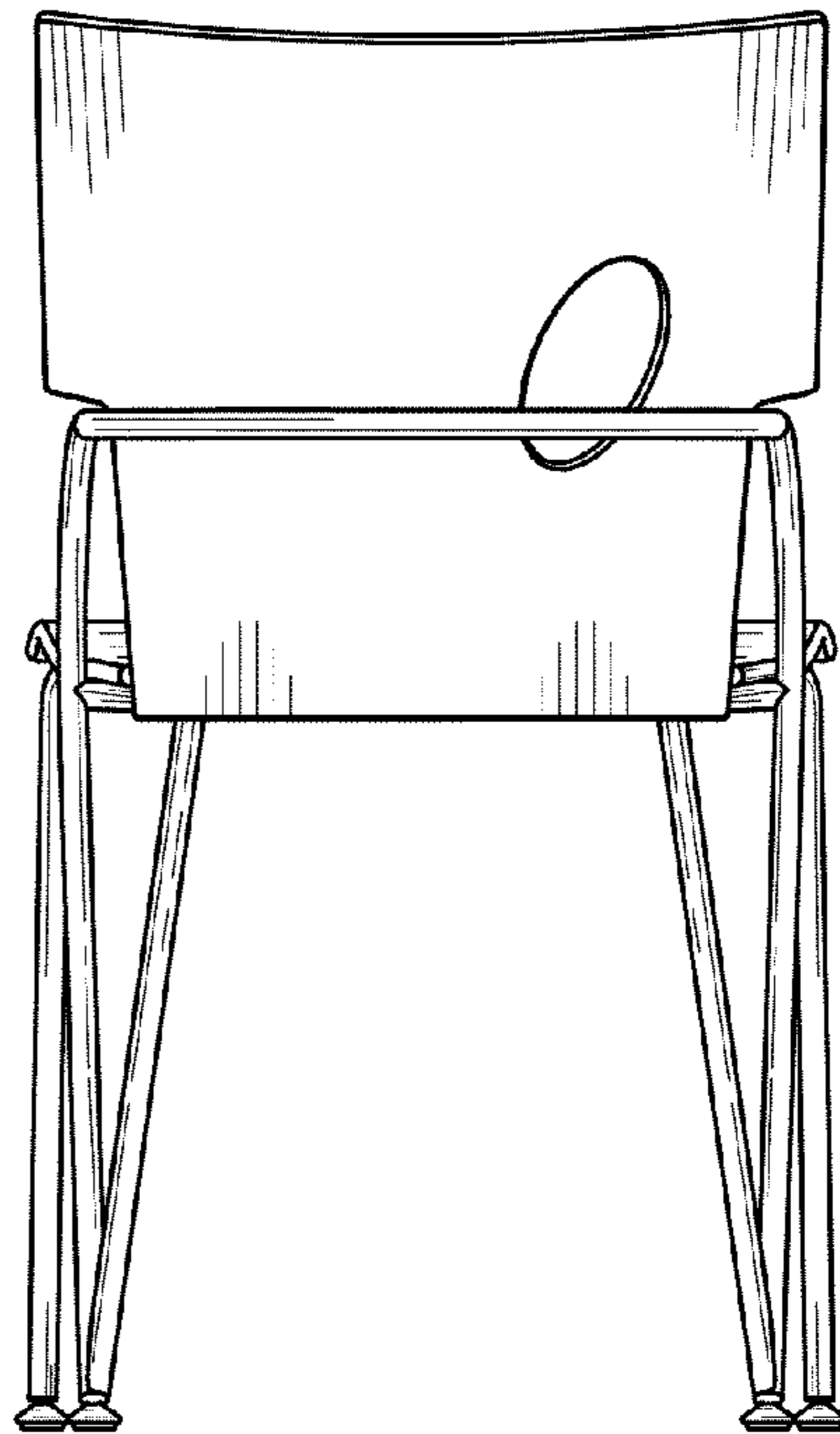


FIG. 3

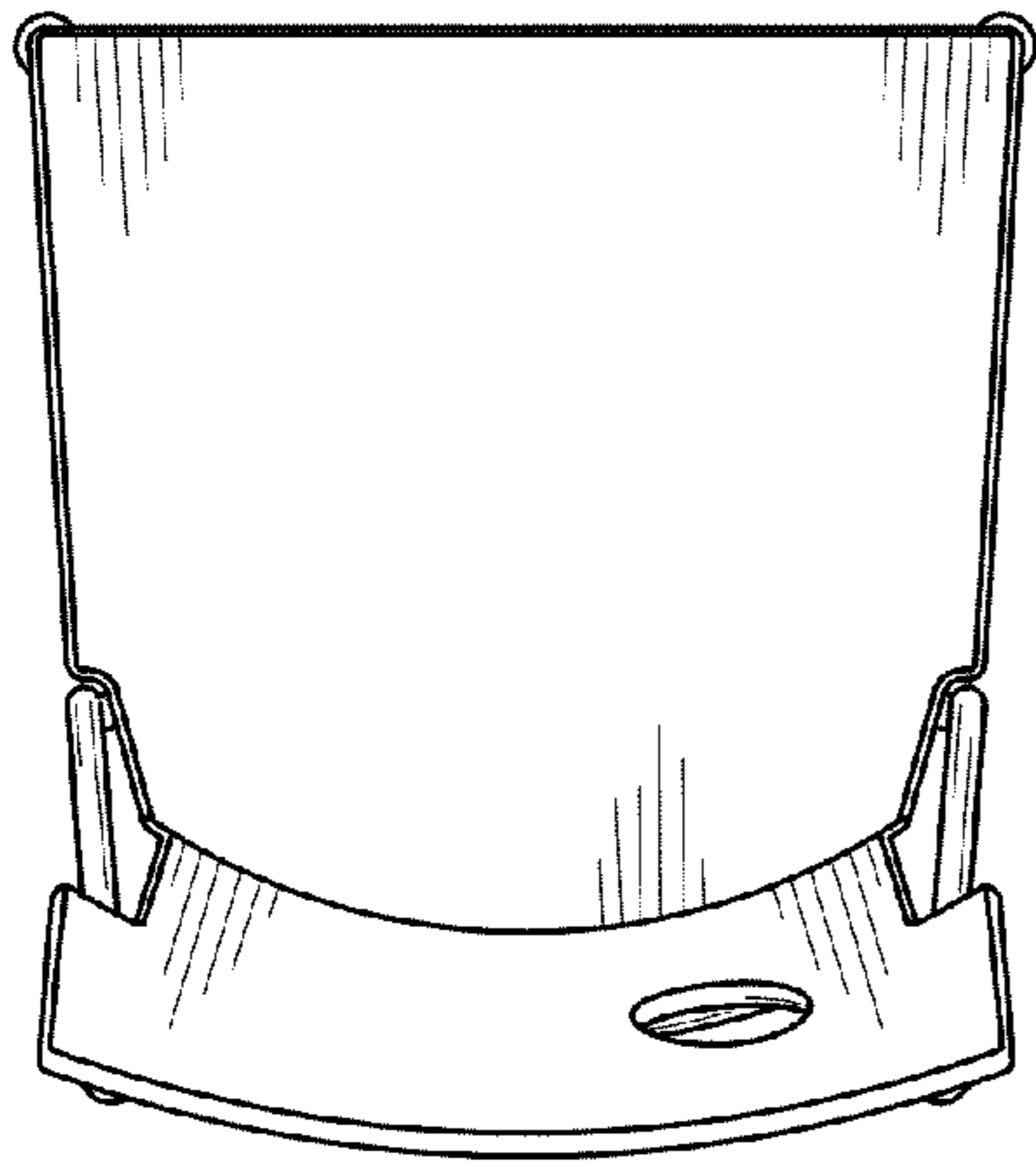


FIG. 4

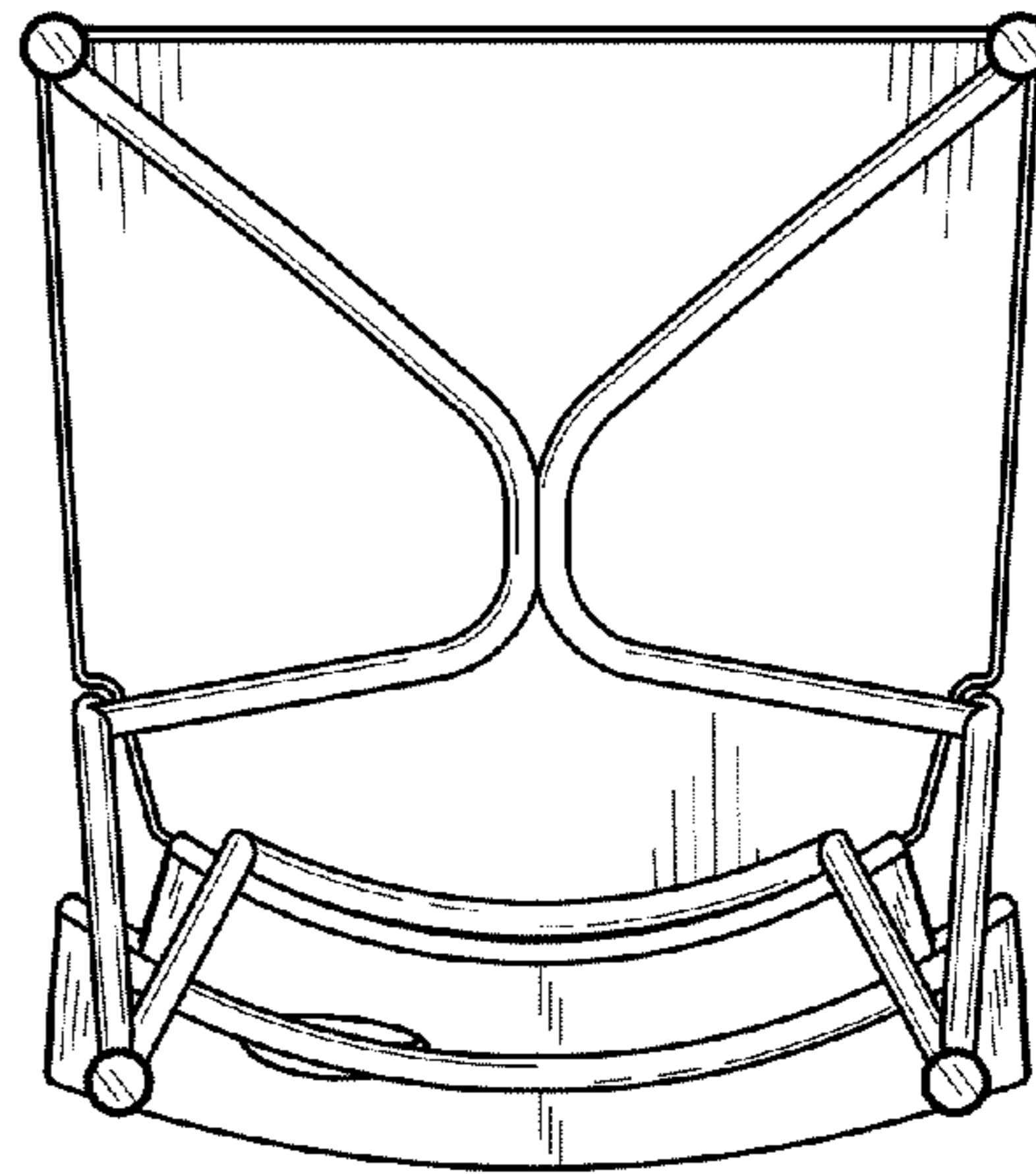


FIG. 5

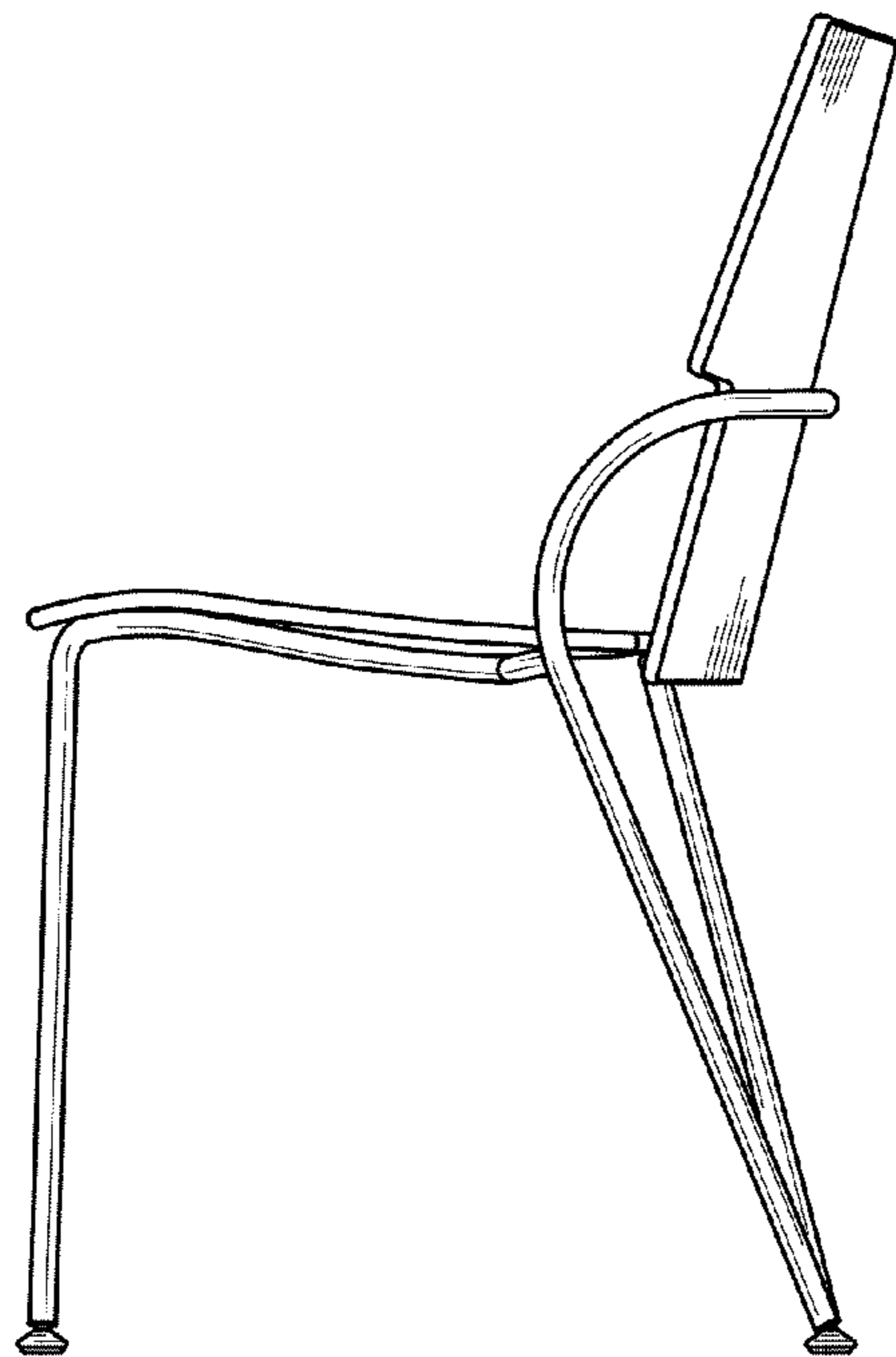


FIG. 6

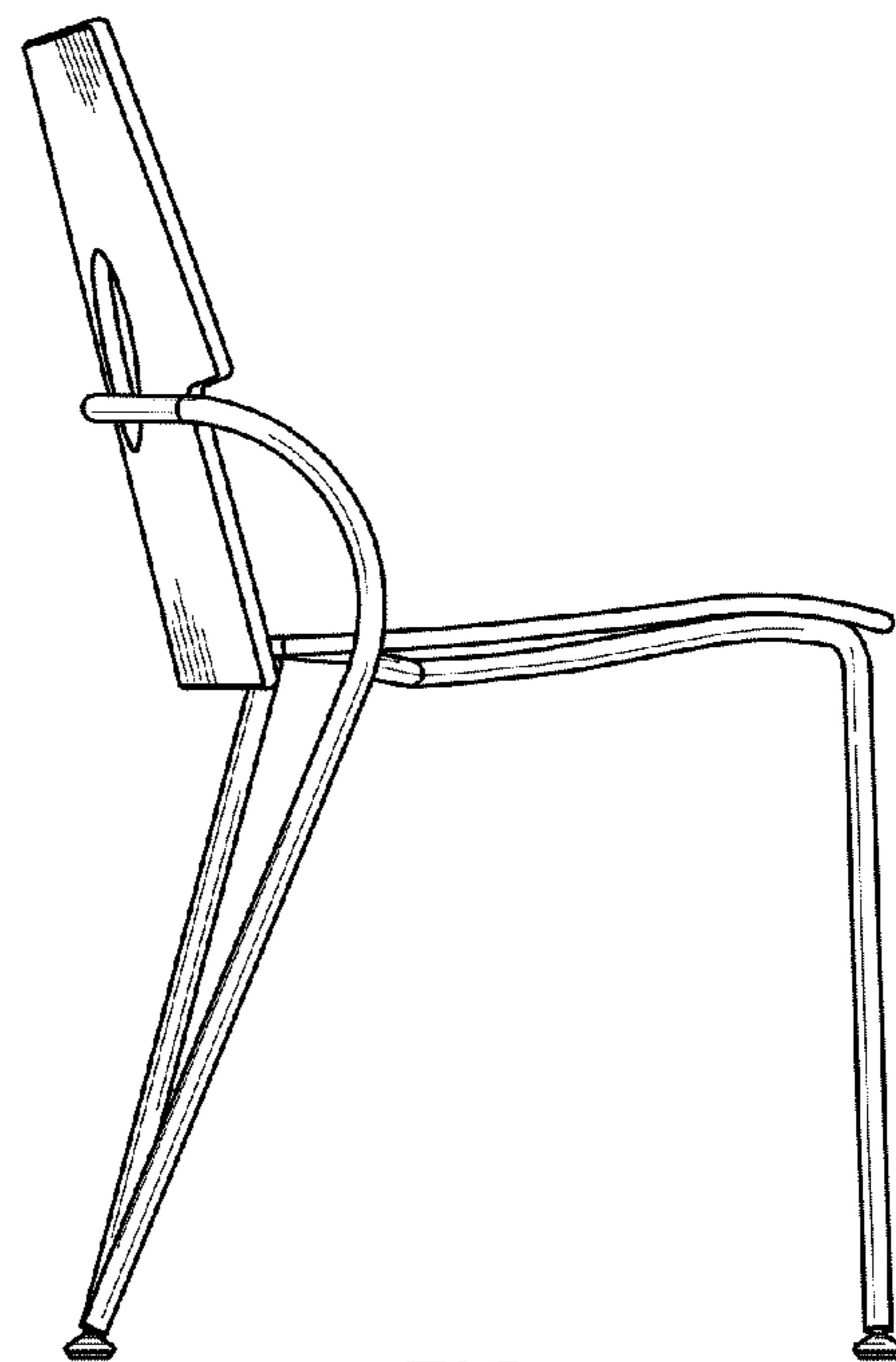


FIG. 7