



US00D651006S

(12) **United States Design Patent**
Jordan et al.

(10) **Patent No.:** **US D651,006 S**

(45) **Date of Patent:** **** Dec. 27, 2011**

(54) **BAR STOOL**

(75) Inventors: **Deirdre Jordan**, Evanston, IL (US);
Robert Robinson, Evanston, IL (US)

(73) Assignee: **Troscan, LLC**, Chicago, IL (US)

(**) Term: **14 Years**

(21) Appl. No.: **29/358,737**

(22) Filed: **Mar. 31, 2010**

(51) **LOC (9) Cl.** **06-01**

(52) **U.S. Cl.** **D6/360**

(58) **Field of Classification Search** D6/334–336,
D6/360, 370, 371, 372, 373, 374, 375, 379,
D6/380, 500–502; 297/445.1, 446.1, 449.1,
297/452.21, 452.29, 452.63

See application file for complete search history.

(56) **References Cited**

U.S. PATENT DOCUMENTS

D106,440 S * 10/1937 Jackson D6/374
D272,018 S * 1/1984 Thompson D6/380
D357,592 S * 4/1995 Kellen D6/360

D431,380 S * 10/2000 Hutton D6/360
D502,611 S * 3/2005 Williams D6/360
D617,567 S * 6/2010 Stiker Metral D6/360
D620,270 S * 7/2010 Najarian D6/360

* cited by examiner

Primary Examiner — Mimoso De

(74) *Attorney, Agent, or Firm* — Adam K Sacharoff; Much
Shelist

(57) **CLAIM**

The ornamental design for a bar stool, as shown and
described.

DESCRIPTION

FIG. 1 is a front/left perspective view showing the new
design;

FIG. 2 is a front view of FIG. 1;

FIG. 3 is a back view of FIG. 1;


FIG. 4 is a right side view of FIG. 1;

FIG. 5 is a left side view of FIG. 1;

FIG. 6 is a top view of FIG. 1; and,

FIG. 7 is a bottom view of FIG. 1.

1 Claim, 6 Drawing Sheets






FIG. 1

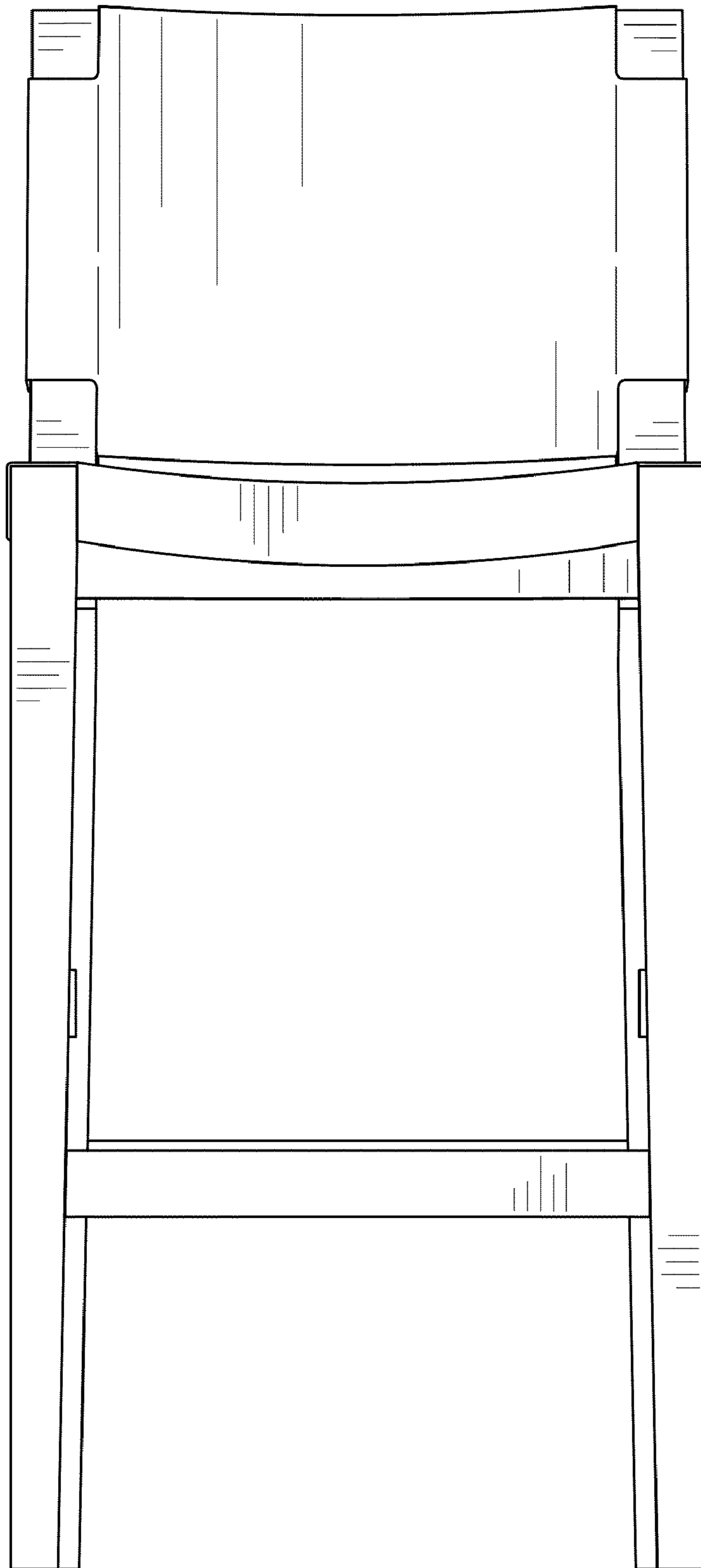


FIG. 2




FIG. 3

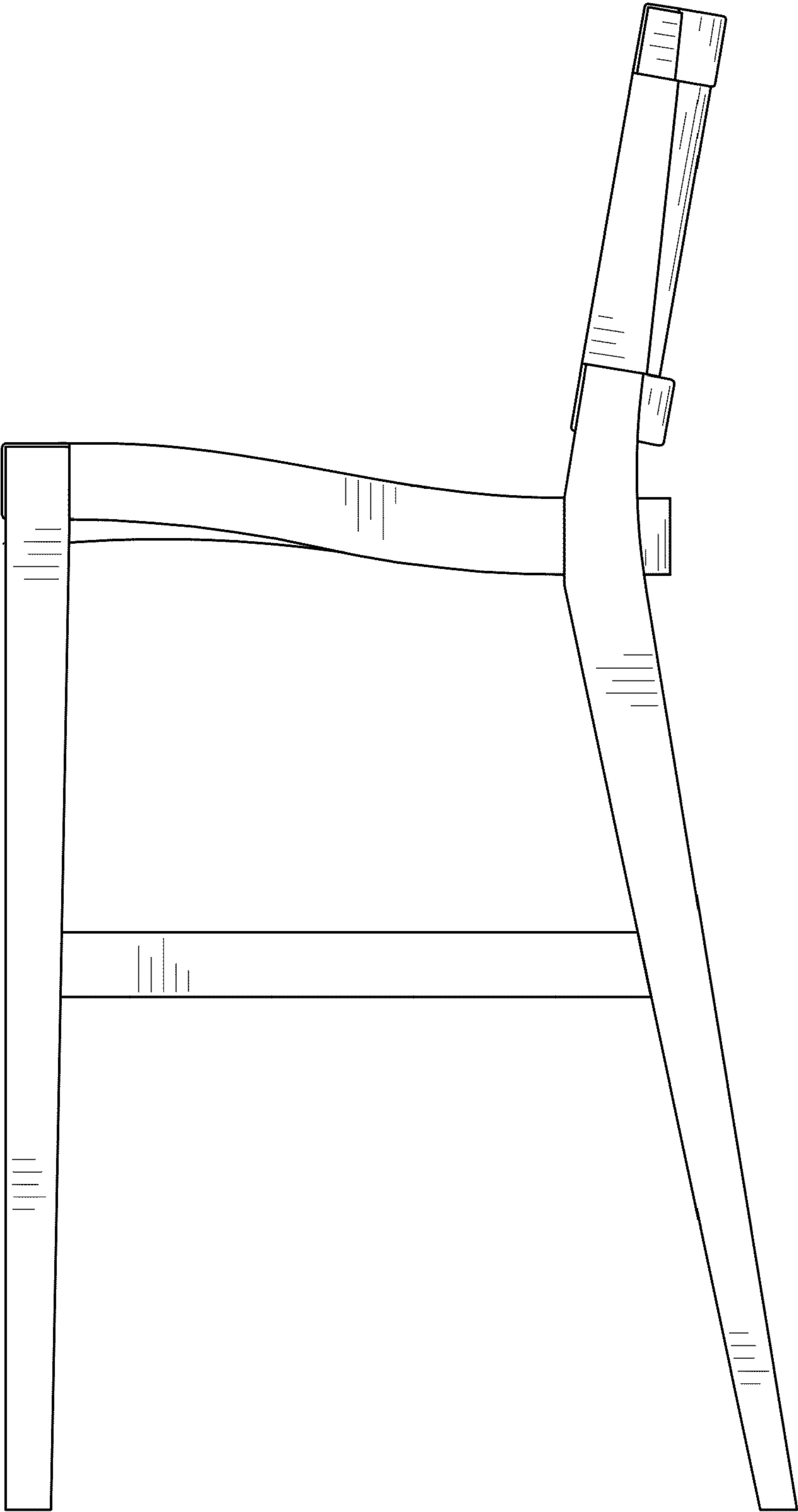


FIG. 4

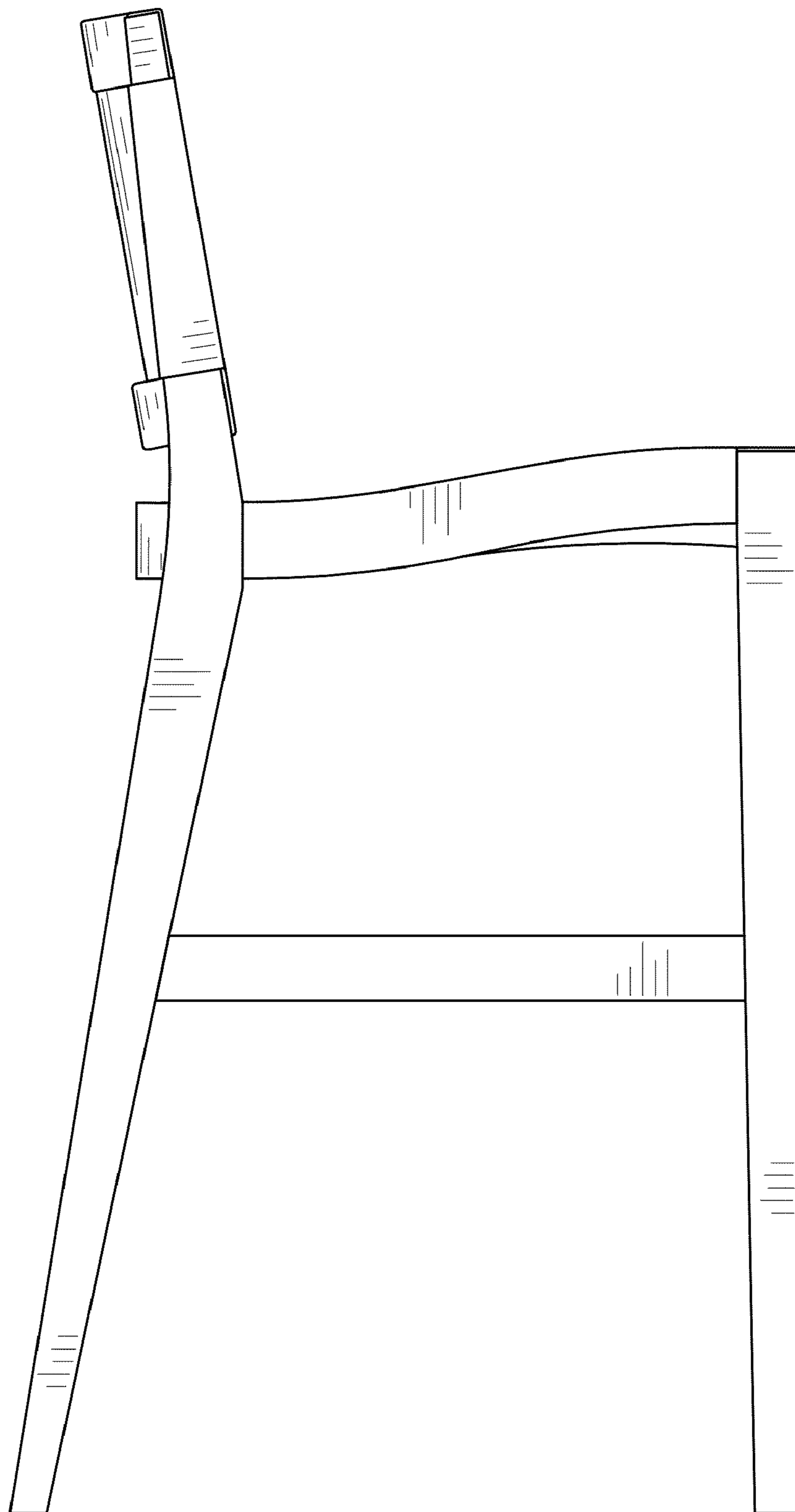


FIG. 5




FIG. 6




FIG. 7