



US00D651001S

(12) **United States Design Patent**
Fleming

(10) **Patent No.:** **US D651,001 S**
(45) **Date of Patent:** **** Dec. 27, 2011**

(54) **VEHICLE SEAT**

(75) Inventor: **Mike Fleming**, Northamptonshire (GB)

(73) Assignee: **CVG Management Corporation**, New Albany, OH (US)

(**) Term: **14 Years**

(21) Appl. No.: **29/358,072**

(22) Filed: **Mar. 22, 2010**

Related U.S. Application Data

(62) Division of application No. 29/324,908, filed on Sep. 23, 2008, now Pat. No. Des. 615,311.

(51) **LOC (9) Cl.** **06-01**

(52) **U.S. Cl.** **D6/356**

(58) **Field of Classification Search** D6/334-336,
D6/356, 367, 368, 374, 375, 381, 500-502;
297/232, 353, 344.1, 354.1, 396, 452.21,
297/452.24, 452.25, 452.26, 452.29, 452.34,
297/452.35, 468

See application file for complete search history.

(56) **References Cited**

U.S. PATENT DOCUMENTS

3,924,893	A	*	12/1975	Ferrara	297/452.34
D298,986	S	*	12/1988	Carter	D6/356
D480,570	S	*	10/2003	Gryp et al.	D6/356
D504,579	S	*	5/2005	Beermann et al.	D6/356
D508,337	S	*	8/2005	Stalmate et al.	D6/356
D516,328	S	*	3/2006	Stalmate et al.	D6/356

D536,185	S	*	2/2007	Ritzel	D6/356
D536,545	S	*	2/2007	Young	D6/356
D562,576	S		2/2008	Ritzel et al.		
D591,964	S	*	5/2009	Pohanka	D6/356
D605,420	S	*	12/2009	Krauss et al.	D6/356
D615,311	S	*	5/2010	Fleming	D6/356

OTHER PUBLICATIONS

Commercial Vehicle Group, 2006 After-Market Product Catalog, pp. 1-16, 28; 2005.

* cited by examiner

Primary Examiner — Mimosa De

(74) *Attorney, Agent, or Firm* — Kegler, Brown, Hill & Ritter; James J. Pingor

(57) **CLAIM**

I claim the ornamental design for a vehicle seat, as shown and described.

DESCRIPTION

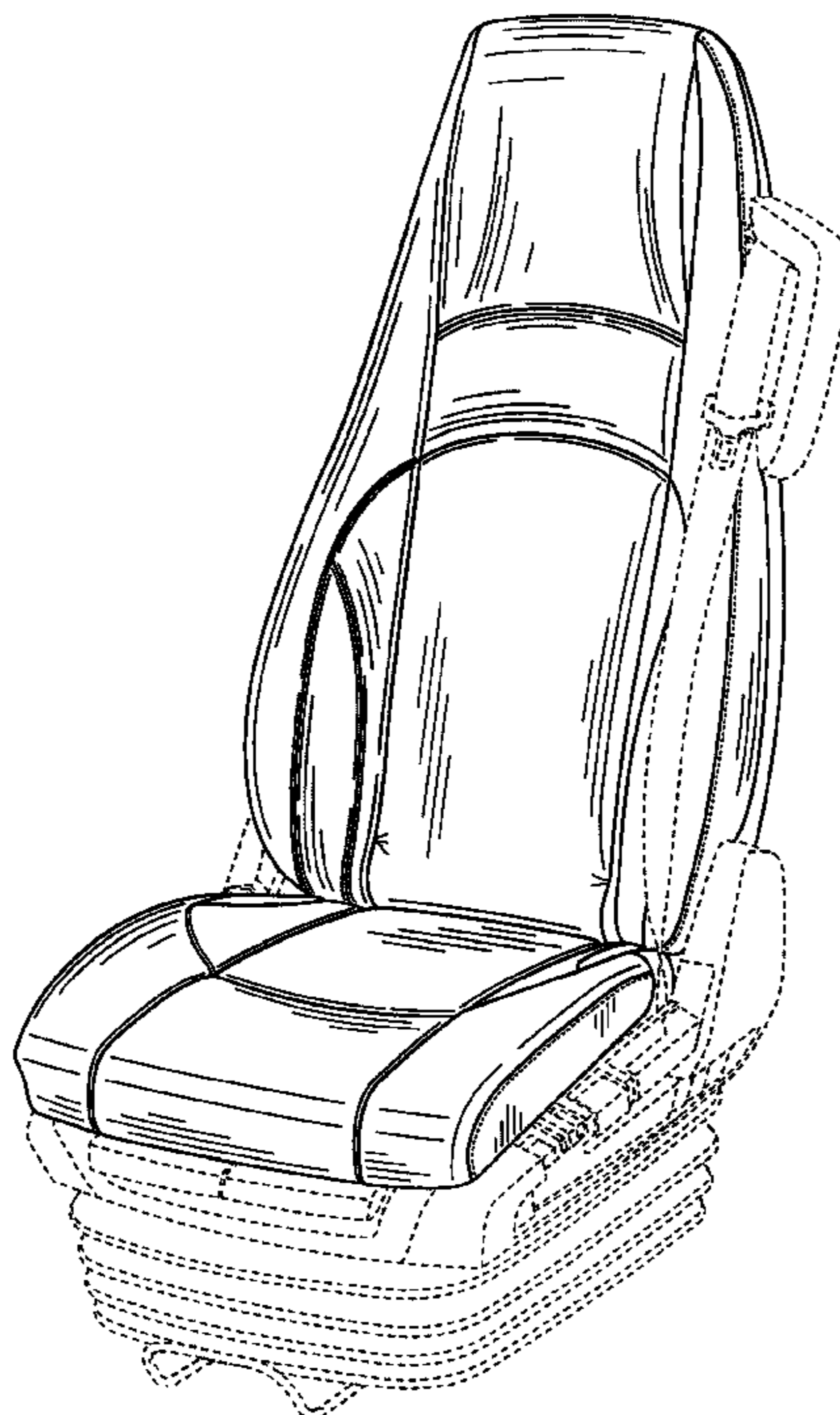
FIG. 1 is a left, front perspective view of a vehicle seat according to my new design, wherein a right, front perspective view of the vehicle seat shown in FIG. 1 is a mirror image of FIG. 1;

FIG. 2 is a front elevation view of the vehicle seat of FIG. 1; and,

FIG. 3 is a left elevation view of the vehicle seat of FIG. 1.

The broken lines shown herein are for illustrative purposes only and form no part of the claimed design.

1 Claim, 3 Drawing Sheets



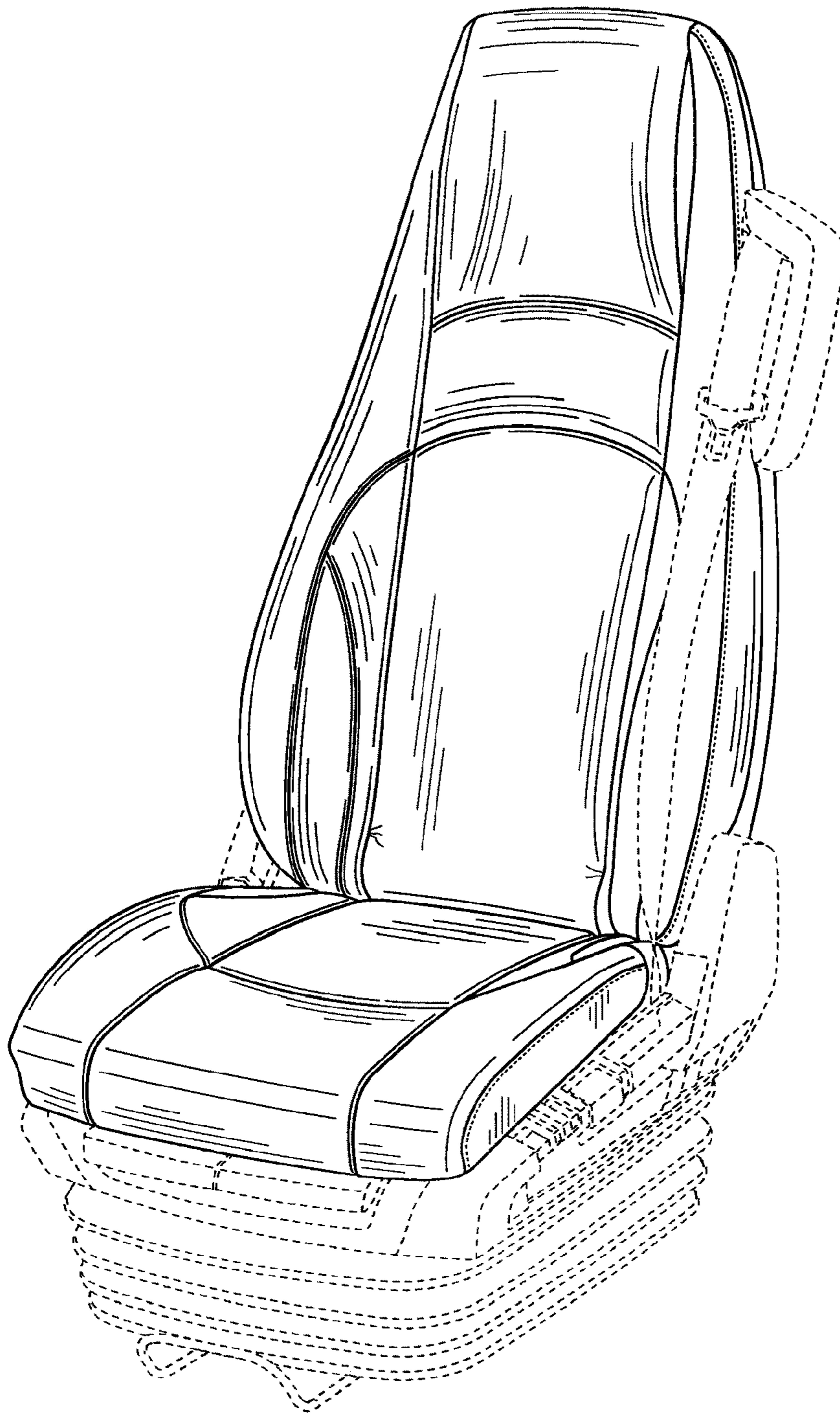


FIG. 1

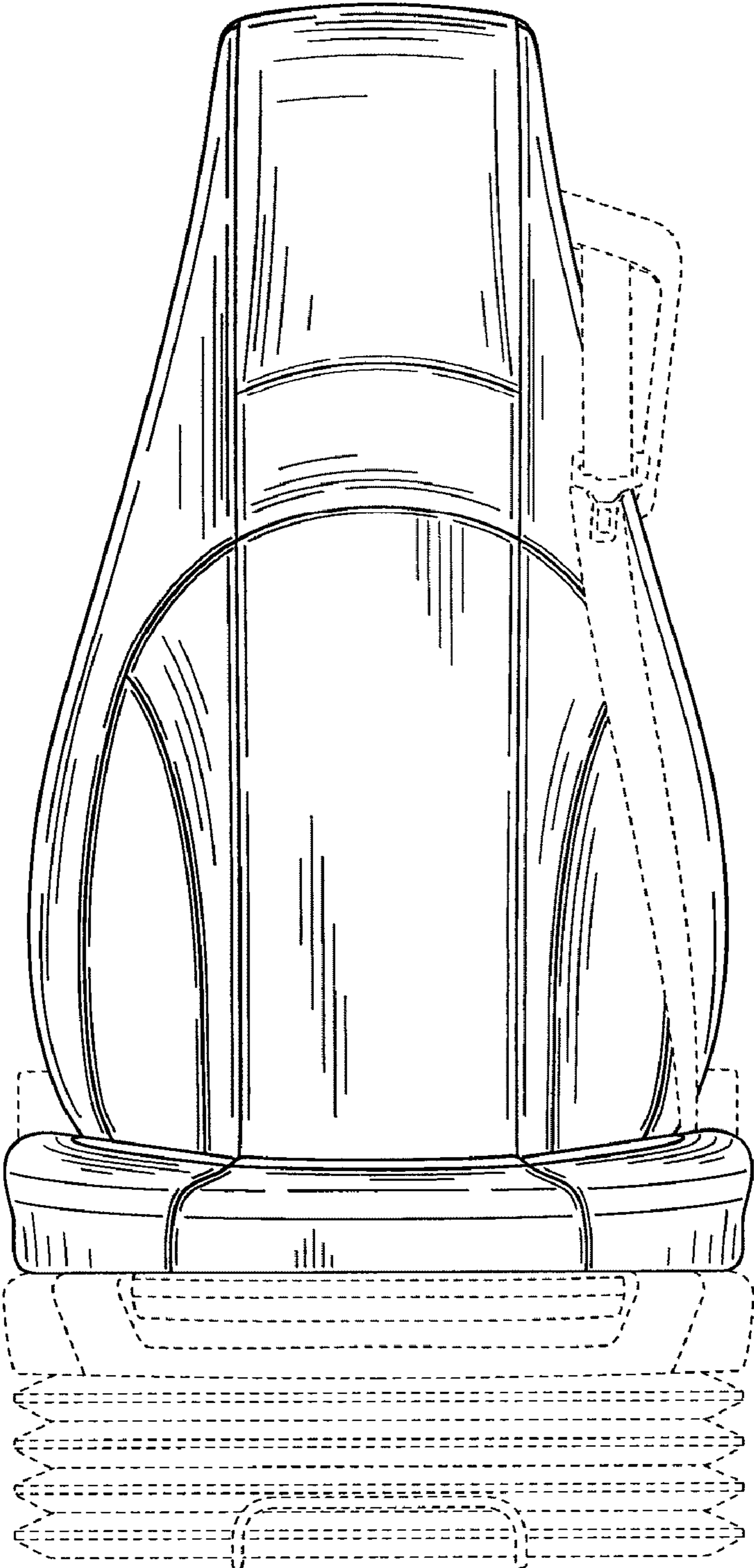


FIG. 2

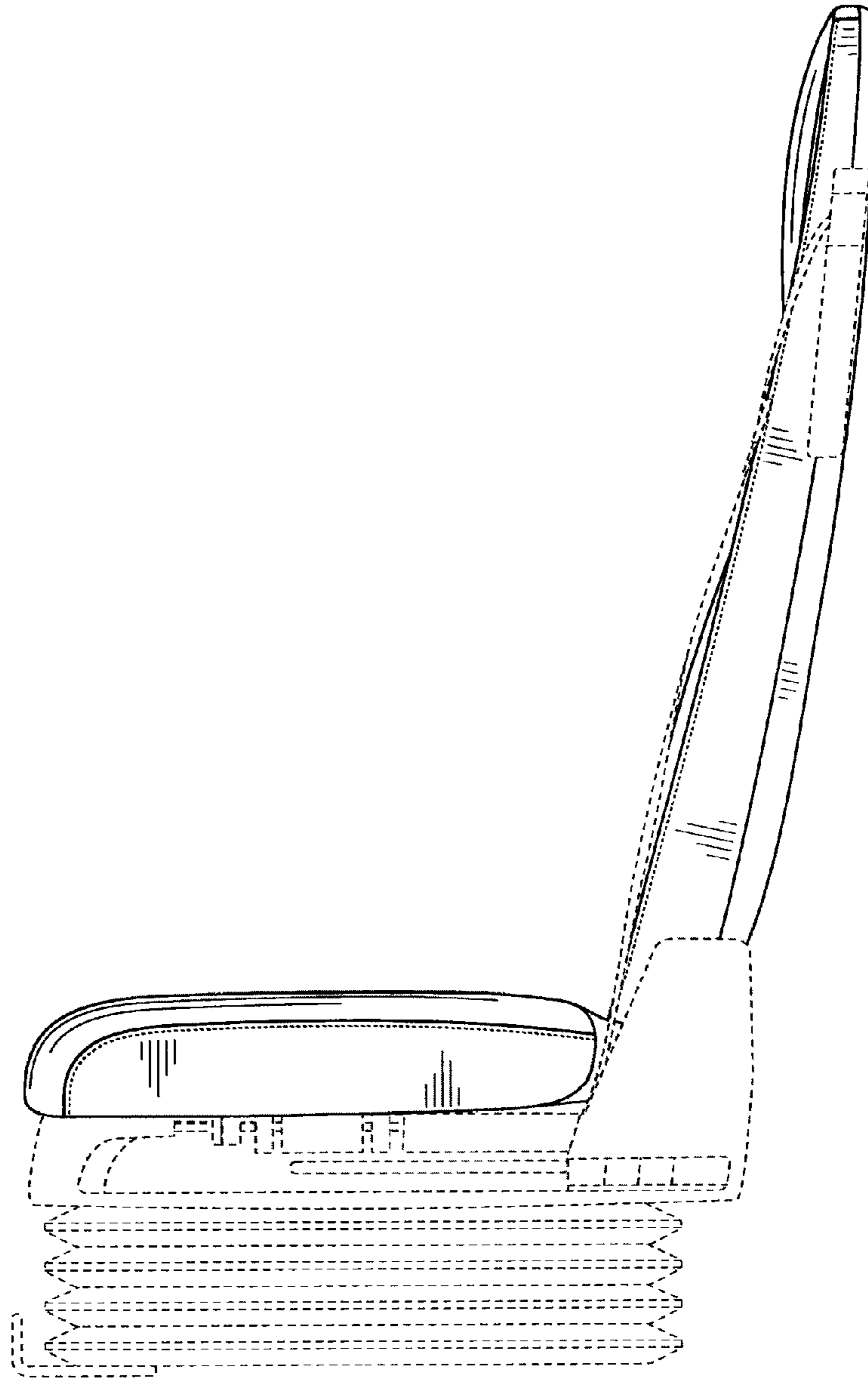


FIG. 3