



US00D650990S

(12) **United States Design Patent**  
**Littleton**

(10) **Patent No.:** **US D650,990 S**  
(45) **Date of Patent:** **\*\* Dec. 27, 2011**

(54) **DOCUMENT BAG WITH STRAP**

(76) Inventor: **Garry A. Littleton**, Lynnville, TN (US)

(\*\*) Term: **14 Years**

(21) Appl. No.: **29/377,803**

(22) Filed: **Oct. 26, 2010**

(51) **LOC (9) Cl.** ..... **03-01**

(52) **U.S. Cl.** ..... **D3/299; D3/243**

(58) **Field of Classification Search** ..... D3/232–233,  
D3/240–246, 287, 290, 299; 150/100, 103–110,  
150/113–114, 118–119

See application file for complete search history.

(56) **References Cited**

**U.S. PATENT DOCUMENTS**

D292,746 S	*	11/1987	Allen	.....	D3/274
D292,747 S	*	11/1987	Allen	.....	D3/287
D329,330 S	*	9/1992	Pardo	.....	D3/290
D368,370 S	*	4/1996	Tawil	.....	D3/276
D609,466 S	*	2/2010	Stulman	.....	D3/232
D626,332 S	*	11/2010	Guyon et al.	.....	D3/245

**OTHER PUBLICATIONS**

Col. Littleton Illustrated Catalog No. 17, Americana Collection 2009, Front Cover, pp. 1, 2, 3, 4, 28, 29, and 46.

Col. Littleton Illustrated Catalog No. 16, Americana Collection 2008, Front Cover, pp. 1, 2, 3, 24, and 38.

Col. Littleton Illustrated Catalog No. 15, Americana Collection 2007, Front Cover, pp. 2, 3, 26, 36, and back cover.

Col. Littleton Illustrated Catalog No. 14, Americana Collection 2006, Front Cover, pp. 1, 2, 3, and 34.

\* cited by examiner

*Primary Examiner* — Holly Baynham

(74) *Attorney, Agent, or Firm* — Wadley & Patterson, P.C.;  
I. C. Wadley, Jr.

(57) **CLAIM**

What is claimed is the ornamental design for a document bag with strap, as shown and described.

**DESCRIPTION**

The patent or application file contains at least one drawing executed in color. Copies of this patent or patent application publication with color drawing(s) will be provided by the Office upon request and payment of the necessary fee.

FIG. 1 is a front view showing the document bag with strap of Applicant's invention.

FIG. 2 is a back view of the document bag with strap of Applicant's invention.

FIG. 3 is a left side view of the document bag with strap of Applicant's invention.

FIG. 4 is a right side view of the document bag with strap of Applicant's invention.

FIG. 5 is a top view of the document bag with strap of Applicant's invention; and,

FIG. 6 is a bottom perspective view of the document bag with strap of Applicant's invention.

**1 Claim, 6 Drawing Sheets**  
**(6 of 6 Drawing Sheet(s) Filed in Color)**





Figure 1



Figure 2




Figure 3




Figure 4




Figure 5




Figure 6