



US00D650979S

(12) **United States Design Patent**
Marku

(10) **Patent No.:** **US D650,979 S**

(45) **Date of Patent:** **** Dec. 27, 2011**

(54) **CURVILINEAR SHOE SOLE**

(76) Inventor: **Arben Marku**, Tukwila, WA (US)

(**) Term: **14 Years**

(21) Appl. No.: **29/340,167**

(22) Filed: **Jul. 14, 2009**

(51) **LOC (9) Cl.** **02-04**

(52) **U.S. Cl.** **D2/947**

(58) **Field of Classification Search** D2/902,
D2/908, 916, 918, 925, 946, 947, 951-954,
D2/956-962, 977; 36/3 B, 22 R, 24.5, 25 R,
36/28, 32 R, 34 R, 59 C, 103

See application file for complete search history.

(56) **References Cited**

U.S. PATENT DOCUMENTS

186,126	A *	1/1877	Gordon	36/30 R
D250,147	S *	11/1978	Waltl	D2/959
4,155,180	A *	5/1979	Phillips	36/129
4,372,059	A *	2/1983	Ambrose	36/32 R
4,771,768	A *	9/1988	Crispin	602/16
4,811,504	A *	3/1989	Bunke	36/132
5,727,335	A *	3/1998	Kousaka et al.	36/31
5,875,568	A *	3/1999	Lennihan, Jr.	36/28
6,421,935	B1 *	7/2002	Bartlett	36/132
6,782,639	B1 *	8/2004	Muller	36/28
6,915,598	B2	7/2005	Grisoni et al.	
7,444,764	B2 *	11/2008	Mark	36/25 R
D610,332	S *	2/2010	Raichle	D2/953
D617,983	S *	6/2010	Raysse	D2/947

D621,594	S *	8/2010	Diaz	D2/953
7,779,557	B2 *	8/2010	Teteriatnikov et al.	36/25 R
2003/0188455	A1 *	10/2003	Weaver, III	36/27
2004/0045193	A1 *	3/2004	Peetsch et al.	36/30 R
2004/0242382	A1 *	12/2004	Gibas et al.	482/79
2008/0229617	A1 *	9/2008	Johnson et al.	36/102
2008/0263900	A1 *	10/2008	Determe et al.	36/107
2009/0183393	A1 *	7/2009	Lee	36/103
2011/0061268	A1 *	3/2011	Park et al.	36/25 R
2011/0078923	A1 *	4/2011	Bartholet et al.	36/92
2011/0173840	A1 *	7/2011	Kopfer	36/29

* cited by examiner

Primary Examiner — T. Chase Nelson

(74) *Attorney, Agent, or Firm* — Christensen O'Connor Johnson Kindness PLLC

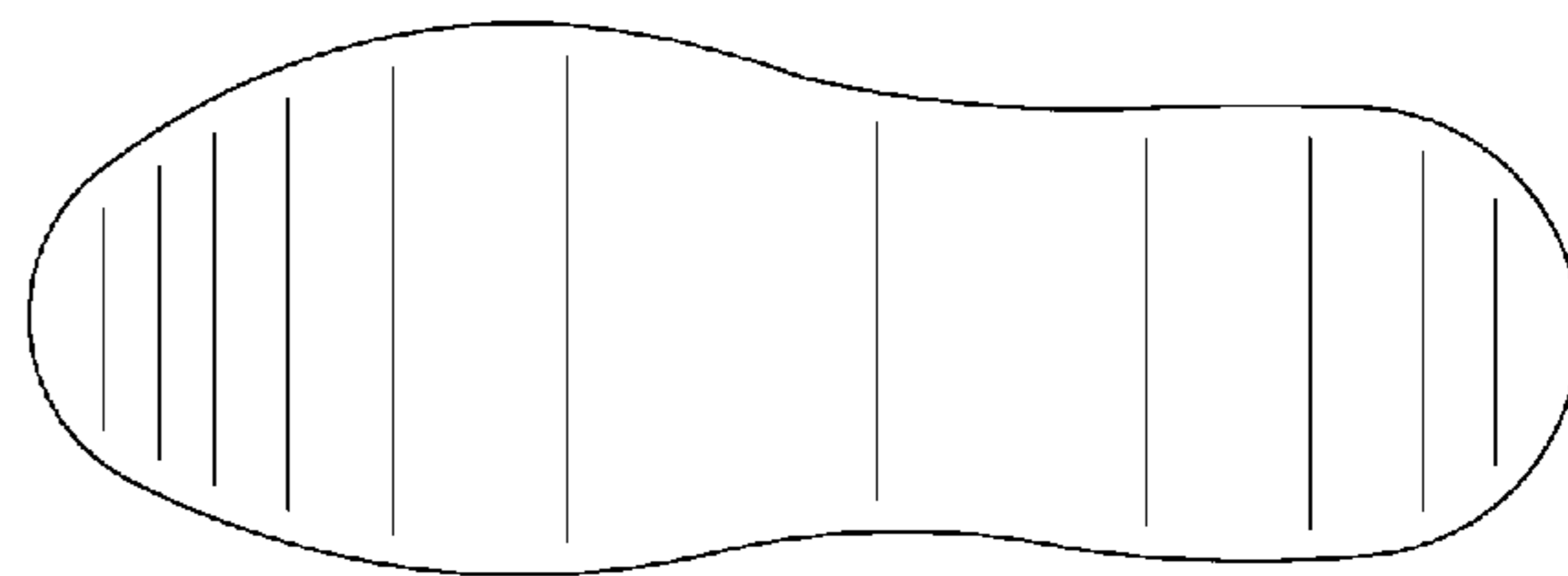
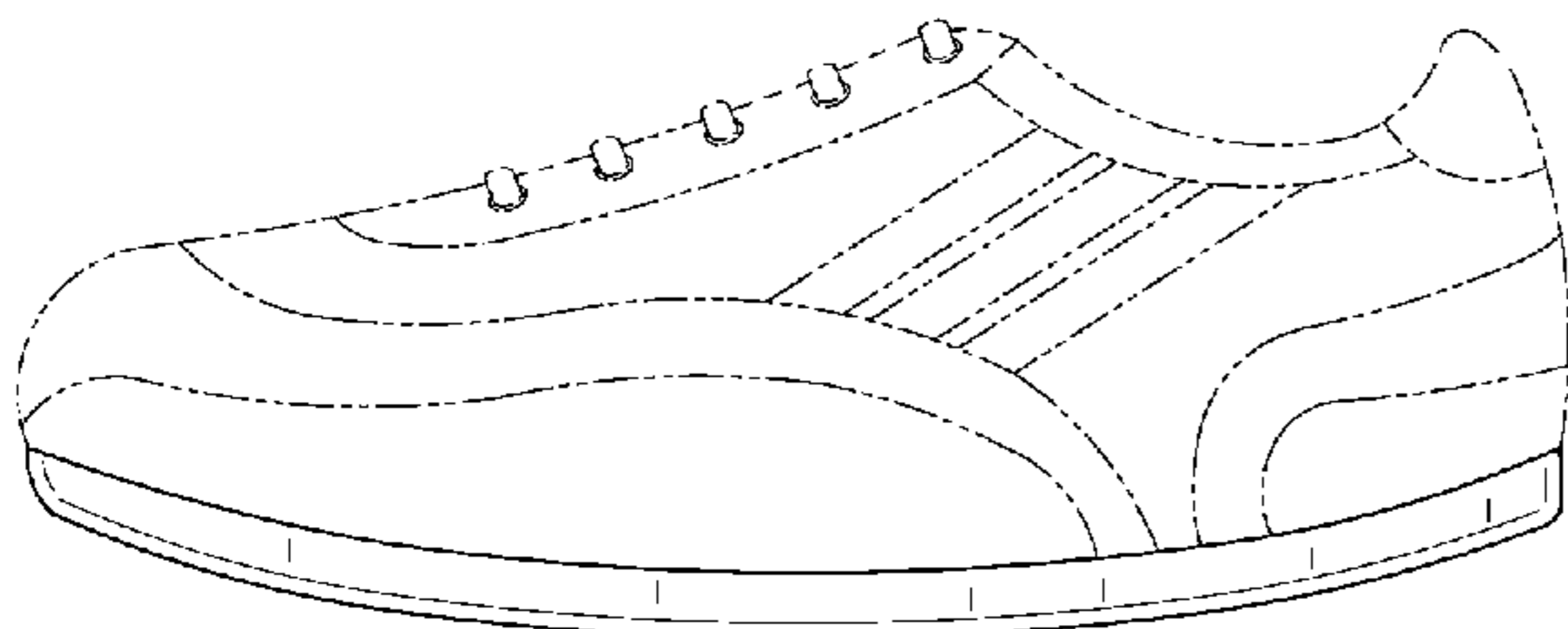
(57) **CLAIM**

The ornamental design for a curvilinear shoe sole, as shown and described.

DESCRIPTION

FIG. 1 is a right elevation view of a curvilinear shoe sole showing my new design;
FIG. 2 is a left elevation view thereof;
FIG. 3 is a front elevation view thereof;
FIG. 4 is a rear elevation view thereof;
FIG. 5 is a top plan view thereof; and,
FIG. 6 is a bottom plan view thereof.
The broken lines in the drawings depict environmental subject matter only and form no part of the claimed design.

1 Claim, 3 Drawing Sheets



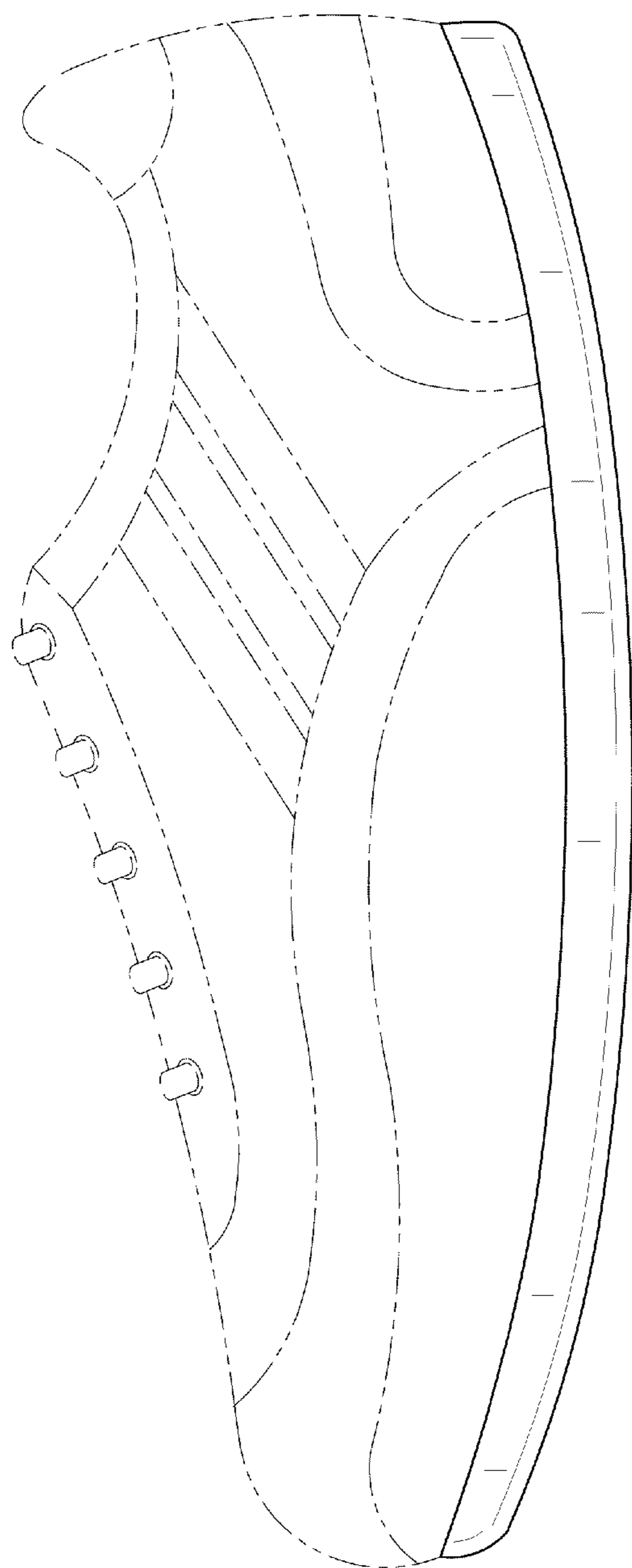


FIG. 1

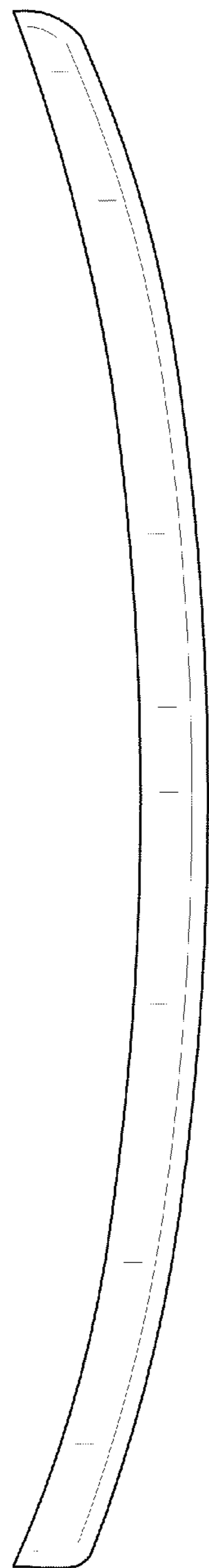


FIG. 2

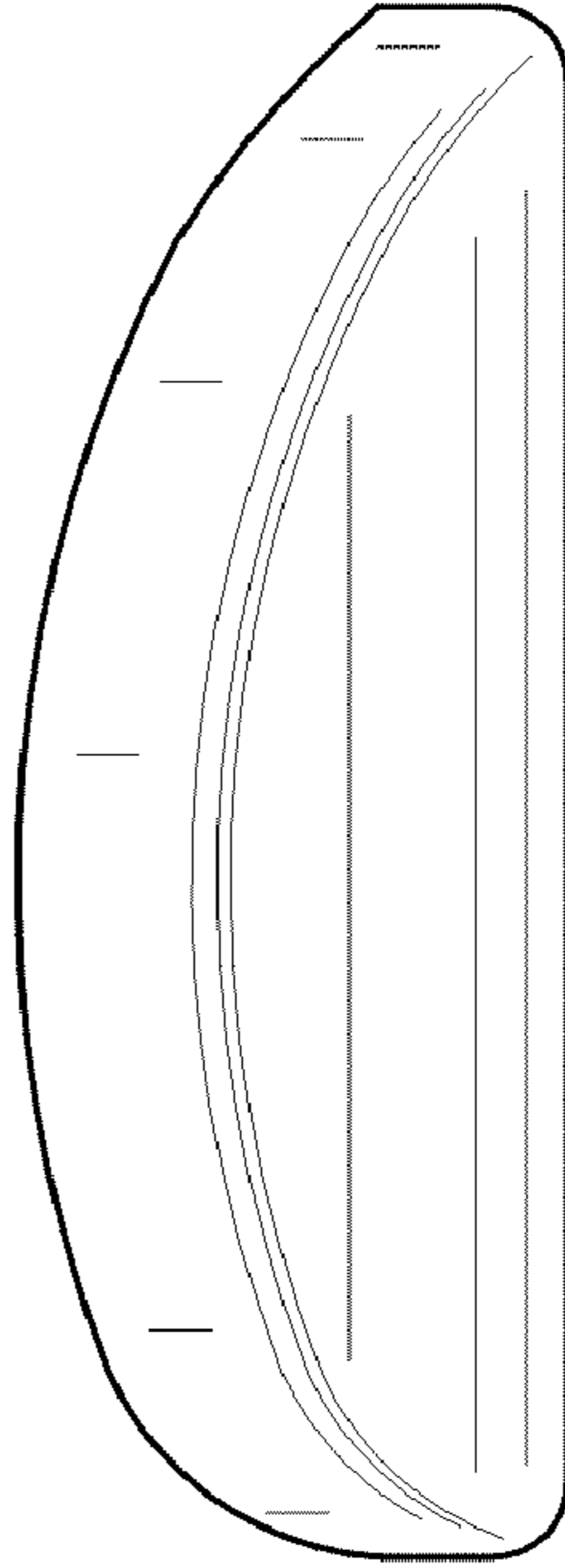


FIG. 4

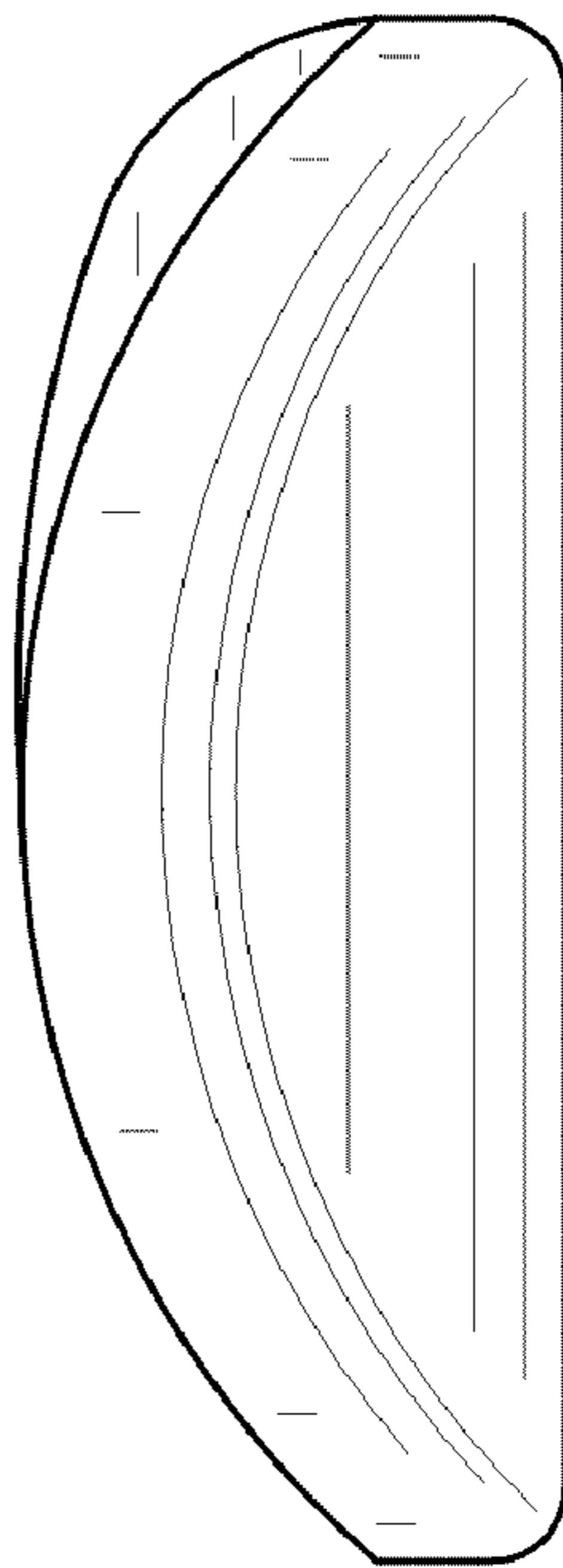


FIG. 3

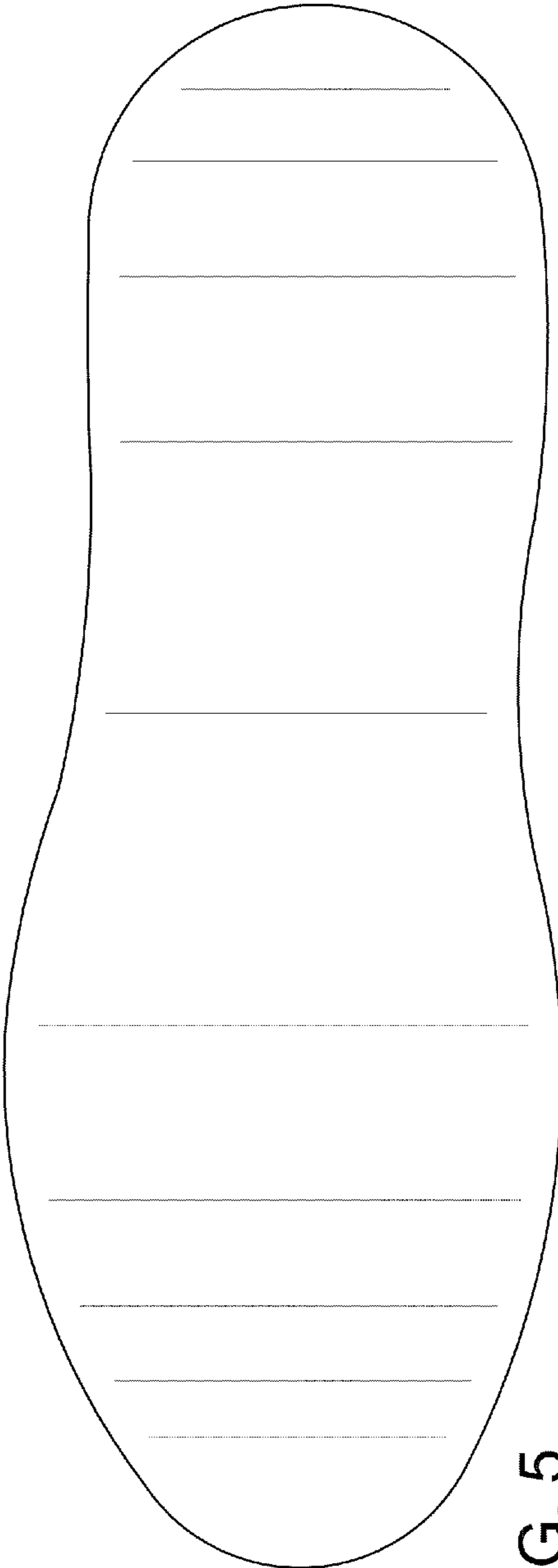


FIG. 5

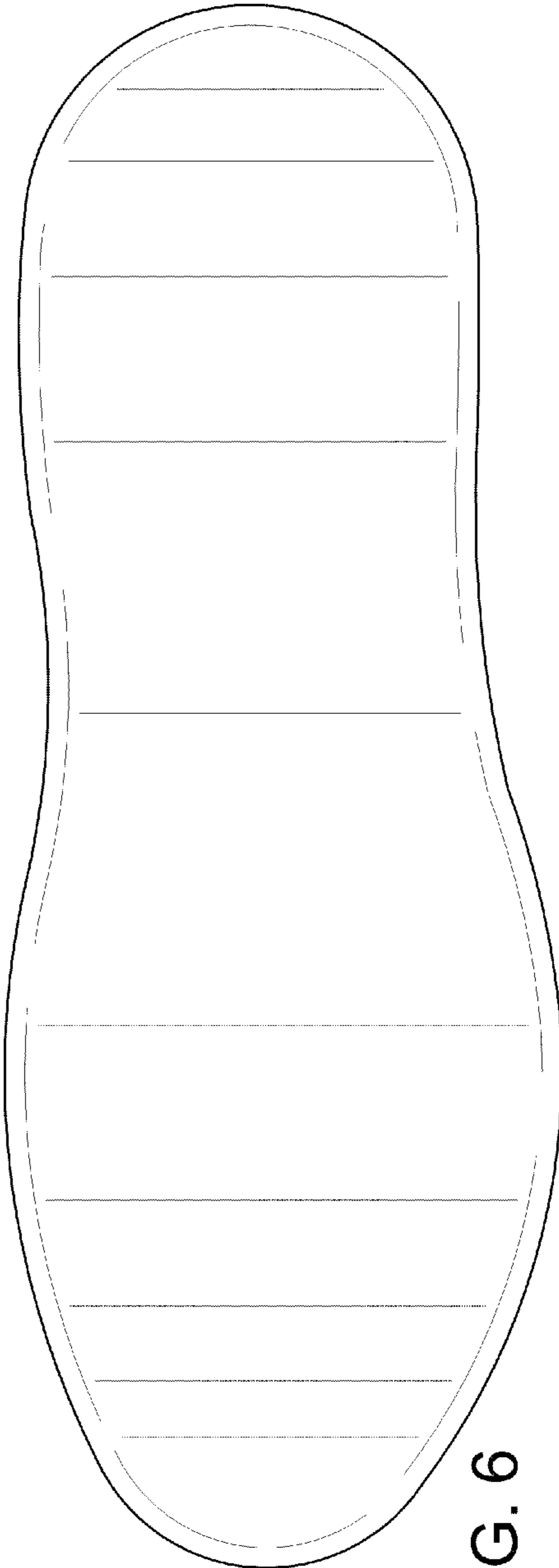


FIG. 6