



US00D650947S

(12) **United States Design Patent**
Cataudella et al.

(10) **Patent No.:** **US D650,947 S**

(45) **Date of Patent:** **** Dec. 20, 2011**

(54) **SHAVING RAZOR HANDLE**

(75) Inventors: **Matthew Corey Cataudella**, Boston, MA (US); **Andrew Anthony Szczepanowski**, North Attleboro, MA (US); **Kiyoshi Yokote**, Kashiwa (JP); **Junichi Yoshitomi**, Matsudo (JP)

(73) Assignee: **The Gillette Company**, Boston, MA (US)

(**) Term: **14 Years**

(21) Appl. No.: **29/383,528**

(22) Filed: **Jan. 19, 2011**

(51) **LOC (9) Cl.** **28-03**

(52) **U.S. Cl.** **D28/48**

(58) **Field of Classification Search** D28/44,
D28/44.1-48; 30/32, 34.05, 34.1, 34.2, 43,
30/42, 44-61, 77-84, 526-538

See application file for complete search history.

(56) **References Cited**

U.S. PATENT DOCUMENTS

D403,114 S	12/1998	Shurtleff
D416,108 S	11/1999	Shurtleff et al.
6,029,354 A	2/2000	Apprille, Jr. et al.
6,418,623 B1	7/2002	Marcarelli
D478,687 S	8/2003	Provost
D495,828 S	9/2004	Ham et al.
D534,313 S	12/2006	Provost et al.
D534,686 S	1/2007	Provost et al.
D537,203 S	2/2007	Provost et al.

D547,904 S	7/2007	Wonderley et al.	
D558,398 S	12/2007	Park	
D568,000 S	4/2008	Wonderley et al.	
D602,635 S	10/2009	Watson	
D603,557 S	11/2009	Rhoad	
D603,560 S	11/2009	Micinilio	
D604,012 S	11/2009	Jung	
D604,456 S	11/2009	Jung	
D615,705 S	5/2010	Ramm	
D616,607 S *	5/2010	Ramm et al.	D28/48
D619,302 S *	7/2010	Ramm	D28/47
D640,830 S *	6/2011	Watson et al.	D28/47
2010/0288294 A1 *	11/2010	Fathallah et al.	30/34.2

* cited by examiner

Primary Examiner — Jennifer Rivard

(74) *Attorney, Agent, or Firm* — John M. Lipchitz; Kevin C. Johnson; Steven M. Miller

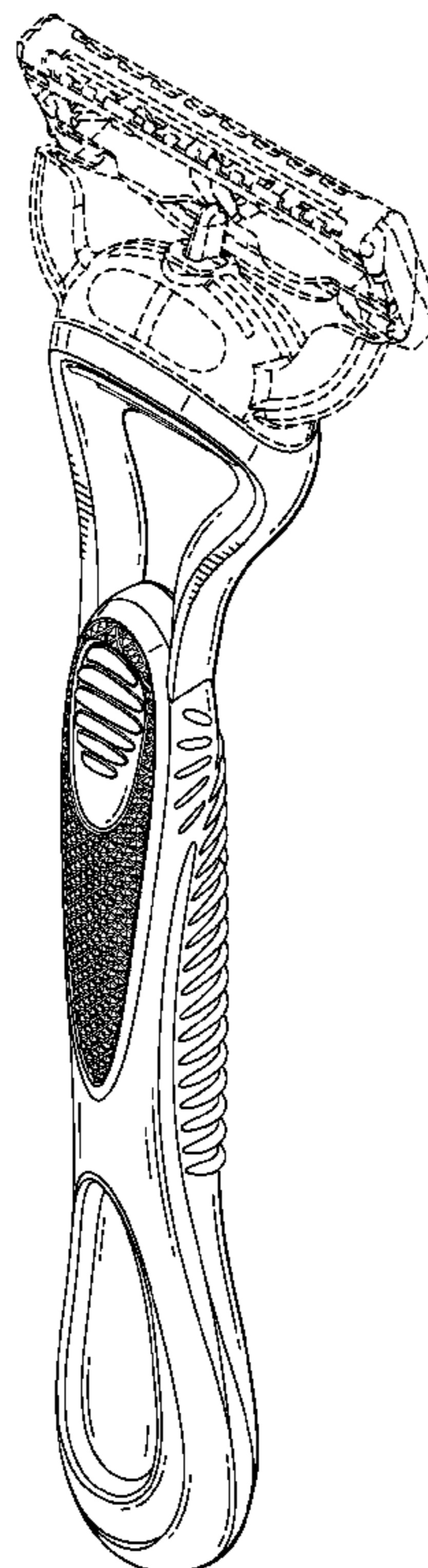
(57) **CLAIM**

The ornamental design for a shaving razor handle, as shown and described.

DESCRIPTION

FIG. 1 is a perspective view of a shaving razor handle of the present invention;
FIG. 2 is a top view thereof;
FIG. 3 is a bottom view thereof;
FIG. 4 is a right view thereof;
FIG. 5 is a left view thereof;
FIG. 6 is a front view thereof; and,
FIG. 7 is a rear view thereof.
The broken lines are shown for illustrative purposes only and form no part of the claimed design.

1 Claim, 4 Drawing Sheets



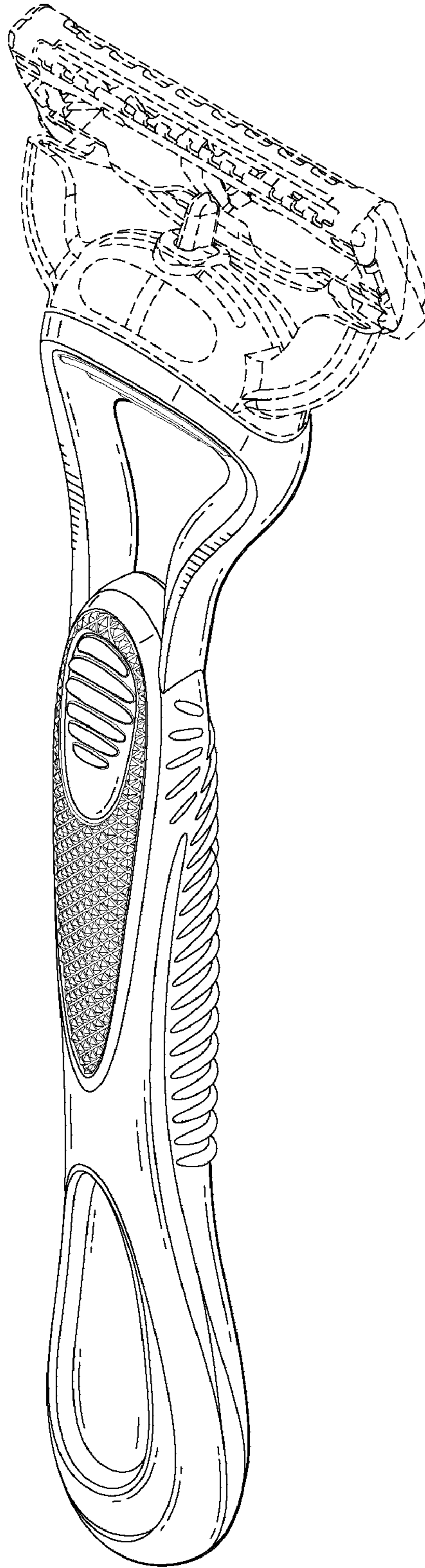


FIG. 1

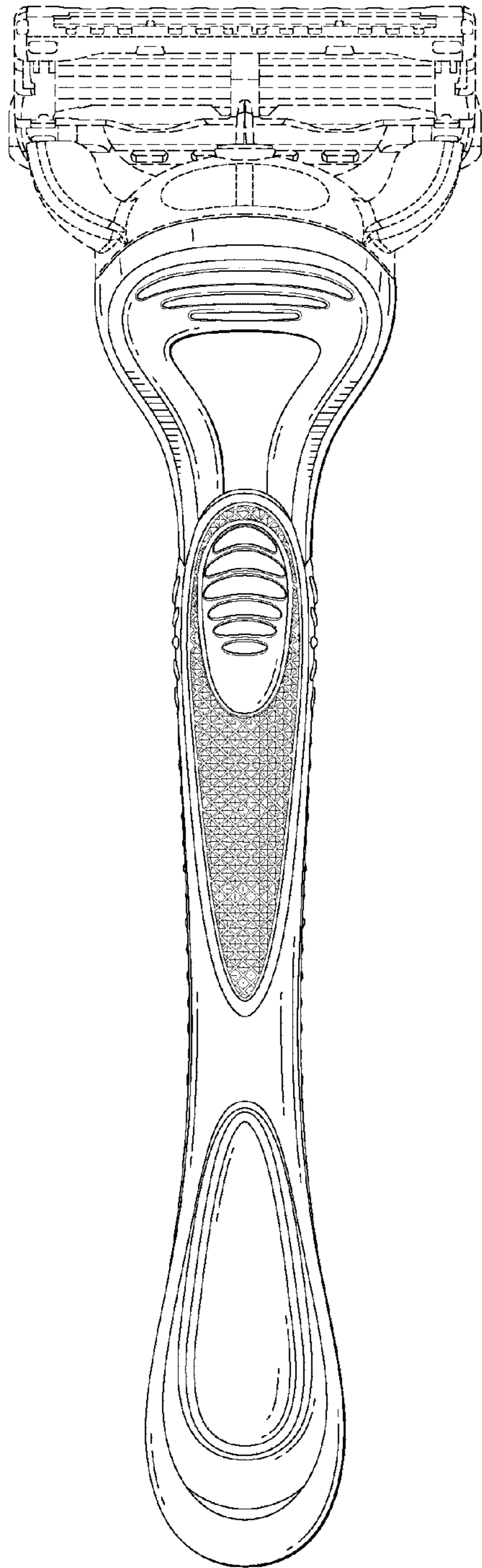


FIG. 2

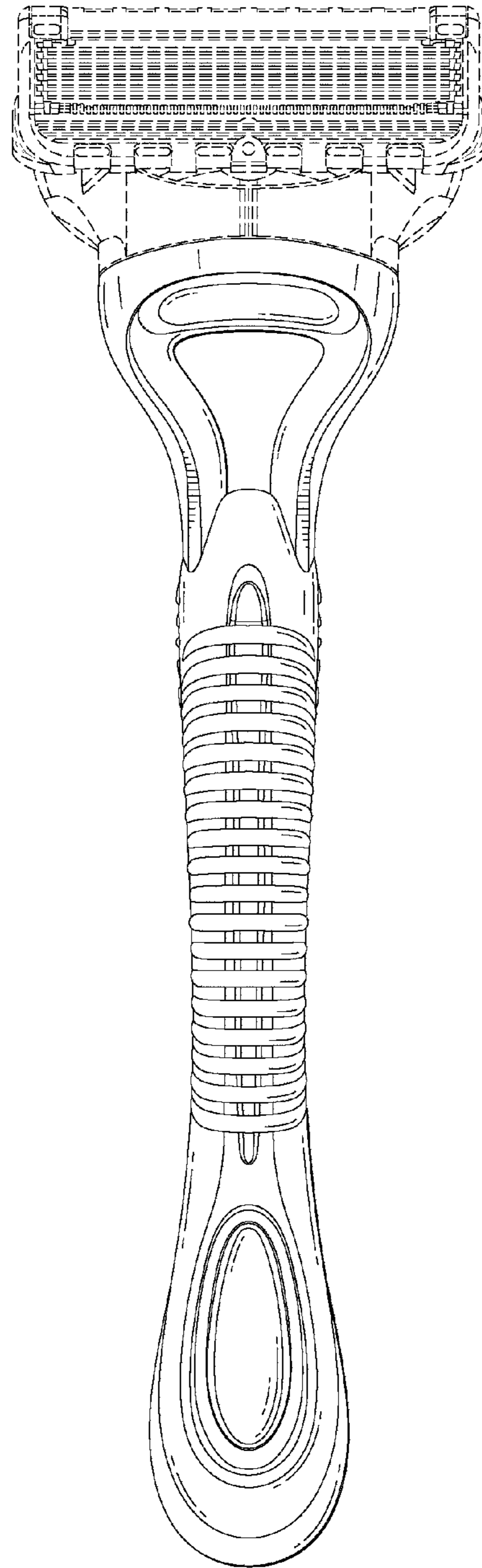


FIG. 3

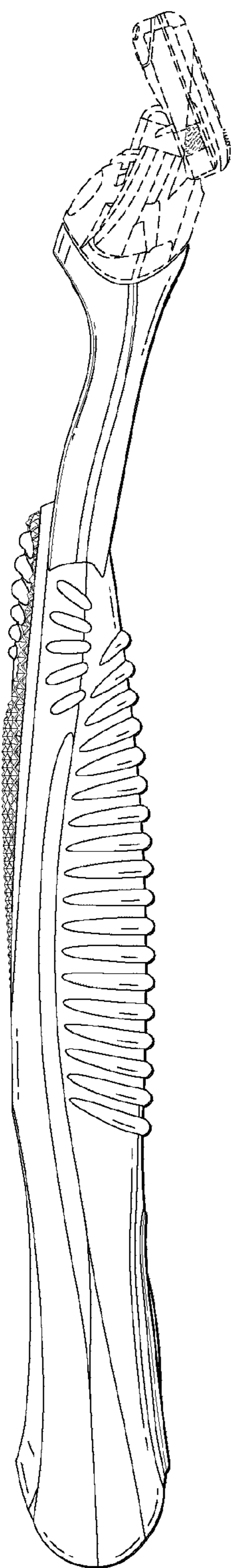


FIG. 4

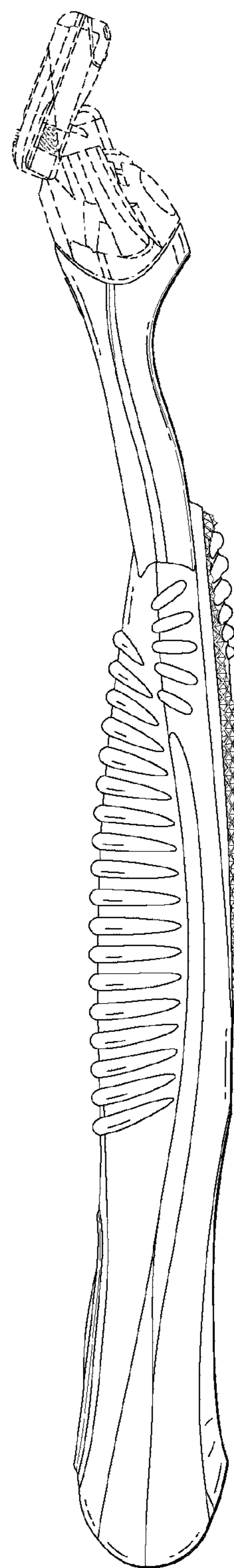


FIG. 5

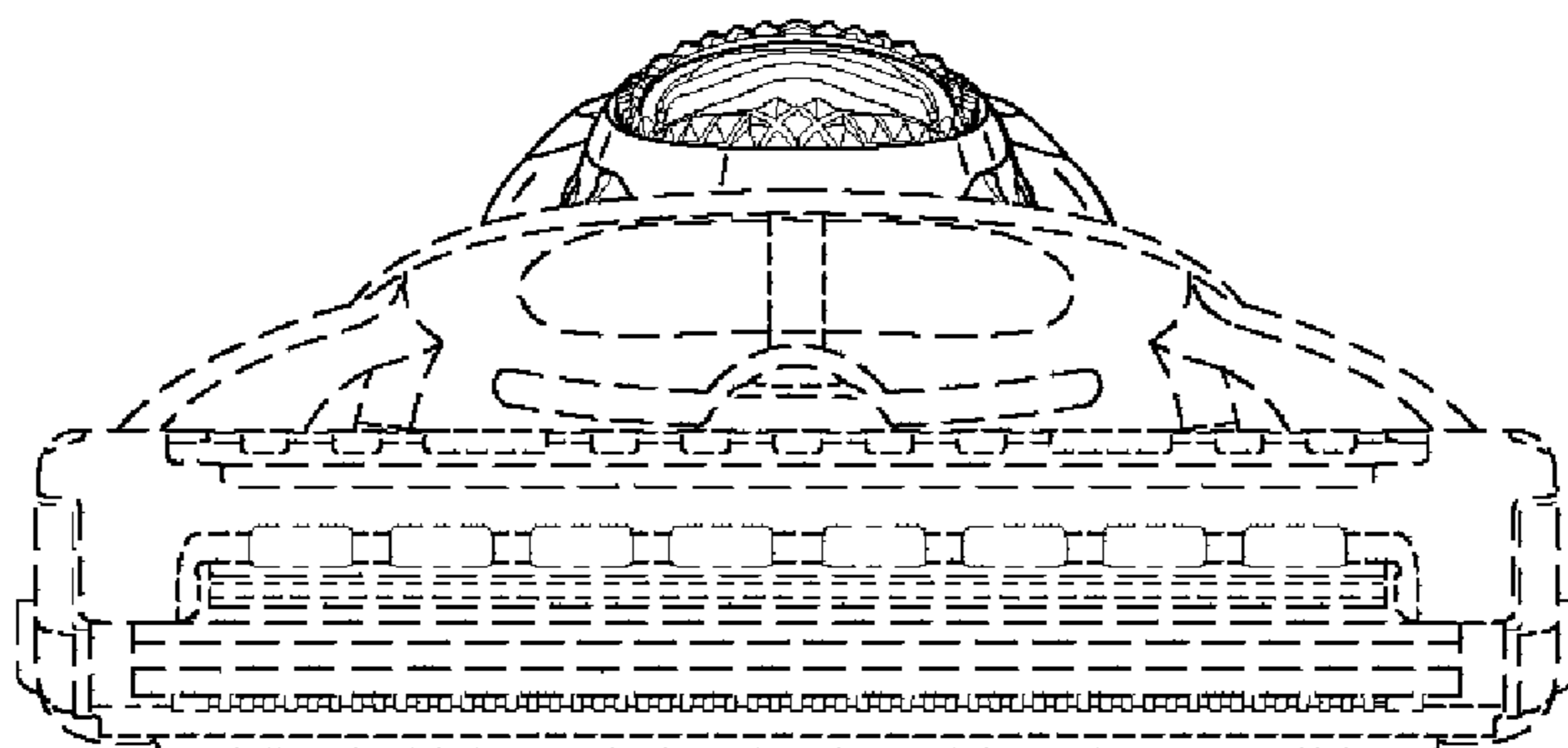


FIG. 6

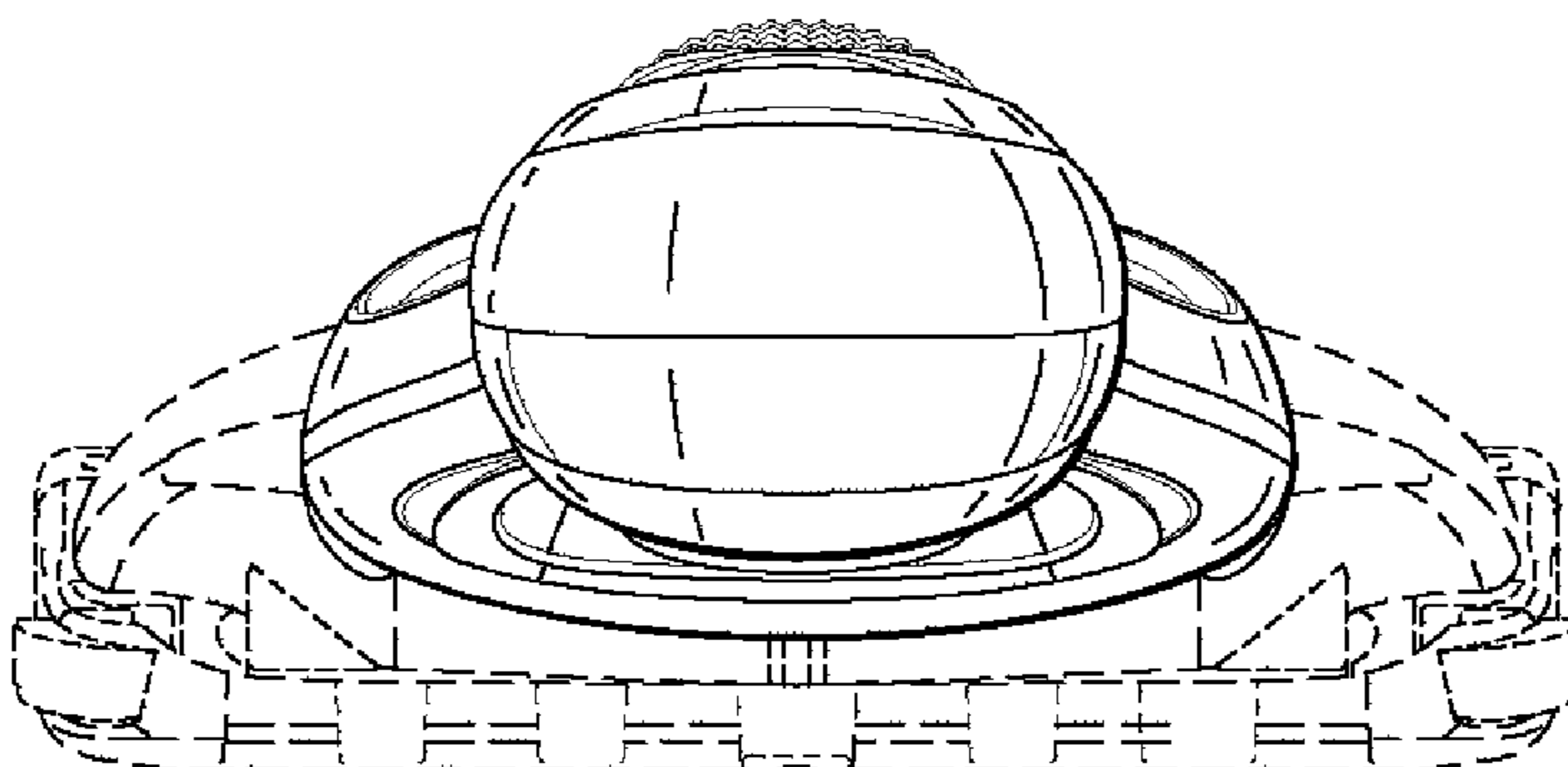


FIG. 7