



US00D650937S

(12) **United States Design Patent**  
**Horsley**

(10) **Patent No.:** **US D650,937 S**

(45) **Date of Patent:** **\*\* Dec. 20, 2011**

(54) **STADIUM DESK LAMP**

(75) Inventor: **Wallace Patrick Horsley**, Bowral (AU)

(73) Assignee: **PH Plus Pty Ltd.**, Bowral NSW (AU)

(\*\*) Term: **14 Years**

(21) Appl. No.: **29/389,969**

(22) Filed: **Apr. 19, 2011**

(51) **LOC (9) Cl.** ..... **26-05**

(52) **U.S. Cl.** ..... **D26/65; D26/94**

(58) **Field of Classification Search** ..... D26/60–66,  
D26/94; 362/145, 227, 232, 236, 249.01,  
362/249.03, 249.07, 249.09, 410–414, 249.16,  
362/253, 806, 268–271, 277, 279, 282, 285,  
362/419, 311.13, 418

See application file for complete search history.

(56) **References Cited**

**U.S. PATENT DOCUMENTS**

D324,925 S *	3/1992	Locklear et al.	.....	D26/94
D342,802 S *	12/1993	Barletta	.....	D26/94
D348,116 S *	6/1994	Yuan-Shyuan	.....	D26/94
D370,547 S *	6/1996	Moss	.....	D26/94
D387,465 S *	12/1997	Copland et al.	.....	D26/94
D394,517 S *	5/1998	Gebhard, Sr.	.....	D26/73
D406,378 S *	3/1999	Walters et al.	.....	D26/94
D551,375 S *	9/2007	Nunes	.....	D26/73
D551,376 S *	9/2007	Nunes	.....	D26/73
D575,432 S *	8/2008	Nunes	.....	D26/73
D616,589 S *	5/2010	Su	.....	D26/63

\* cited by examiner

*Primary Examiner* — Susan M Lee

*Assistant Examiner* — Linda G. Brooks

(74) *Attorney, Agent, or Firm* — McNeese Wallace & Nurick LLC

(57) **CLAIM**

The ornamental design for a stadium desk lamp, as shown and described.

**DESCRIPTION**

FIG. 1 is a front perspective view of a stadium desk lamp with an area for an applied surface treatment showing a first embodiment of the design;

FIG. 2 is a front perspective view of a stadium desk lamp showing a second embodiment of the design;

FIG. 3 is a front elevation view of the stadium desk lamp of FIG. 1;

FIG. 4 is a front elevation view of the stadium desk lamp of FIG. 2;

FIG. 5 is a rear elevation view of the stadium desk lamps of FIGS. 1 and 2;

FIG. 6 is a left side elevation view of the stadium desk lamps of FIGS. 1 and 2, and the right side is a mirror image;

FIG. 7 is a top plan view of the stadium desk lamp of FIG. 1;

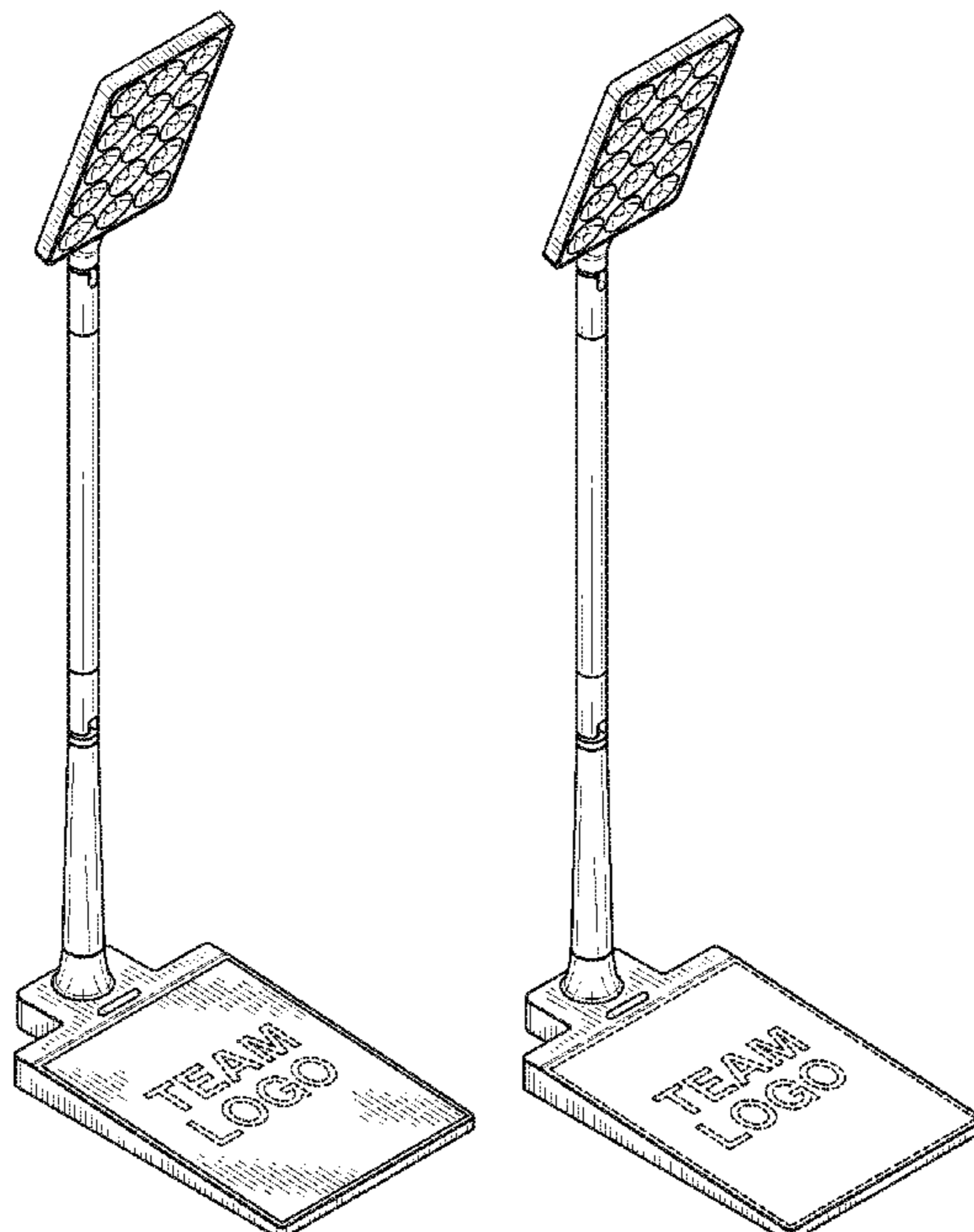
FIG. 8 is a top plan view of the stadium desk lamp of FIG. 2;

FIG. 9 is a bottom plan view of the stadium desk lamps of FIGS. 1 and 2; and,

FIG. 10 is an additional left side elevation view of the stadium desk lamps of FIGS. 1 and 2 showing a rotation of the neck elements.

The text in broken lines that reads SURFACE TREATMENT AREA, and/or TEAM LOGO, and/or TEAM INDICIA in FIGS. 1, 2, 7, and 8 forms no part of the claimed design. The light bulbs shown in broken lines in FIGS. 1, 2, 3, and 4 form no part of the claimed design. The surface treatment area shown in broken lines in FIGS. 2, 4, and 8 forms no part of the claimed design.

**1 Claim, 5 Drawing Sheets**



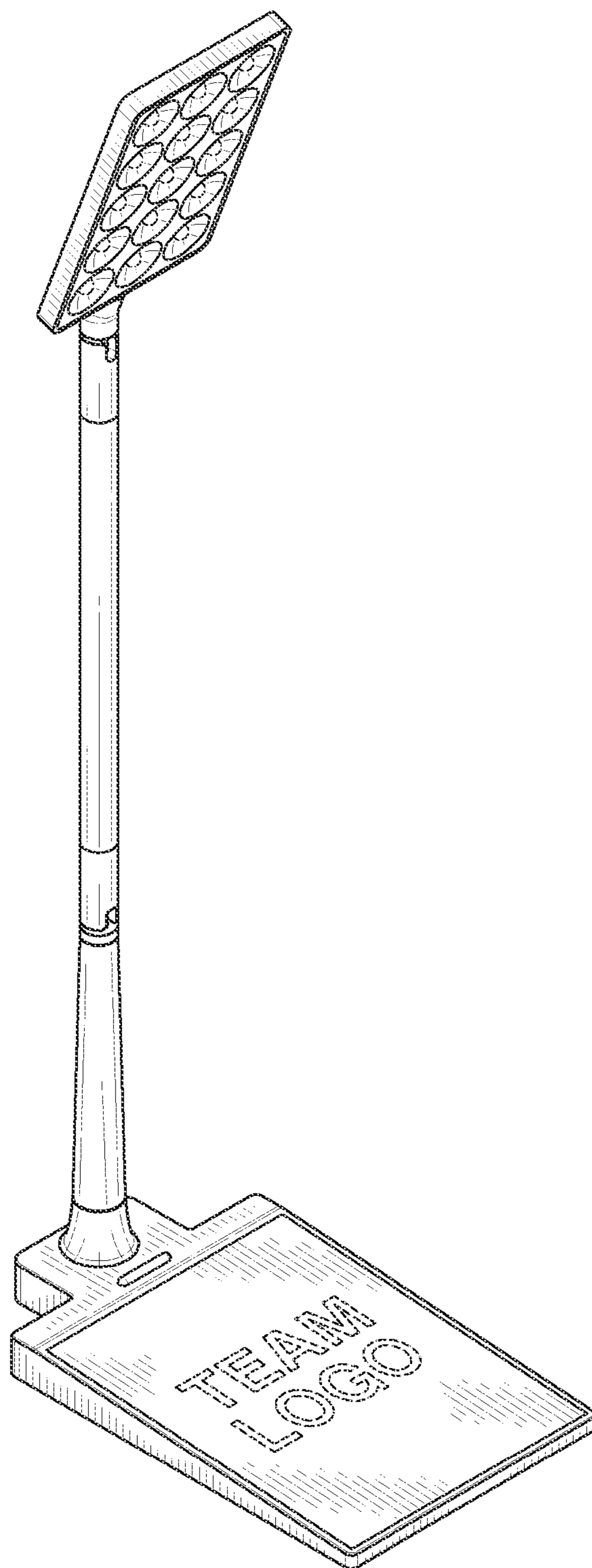


FIG-1

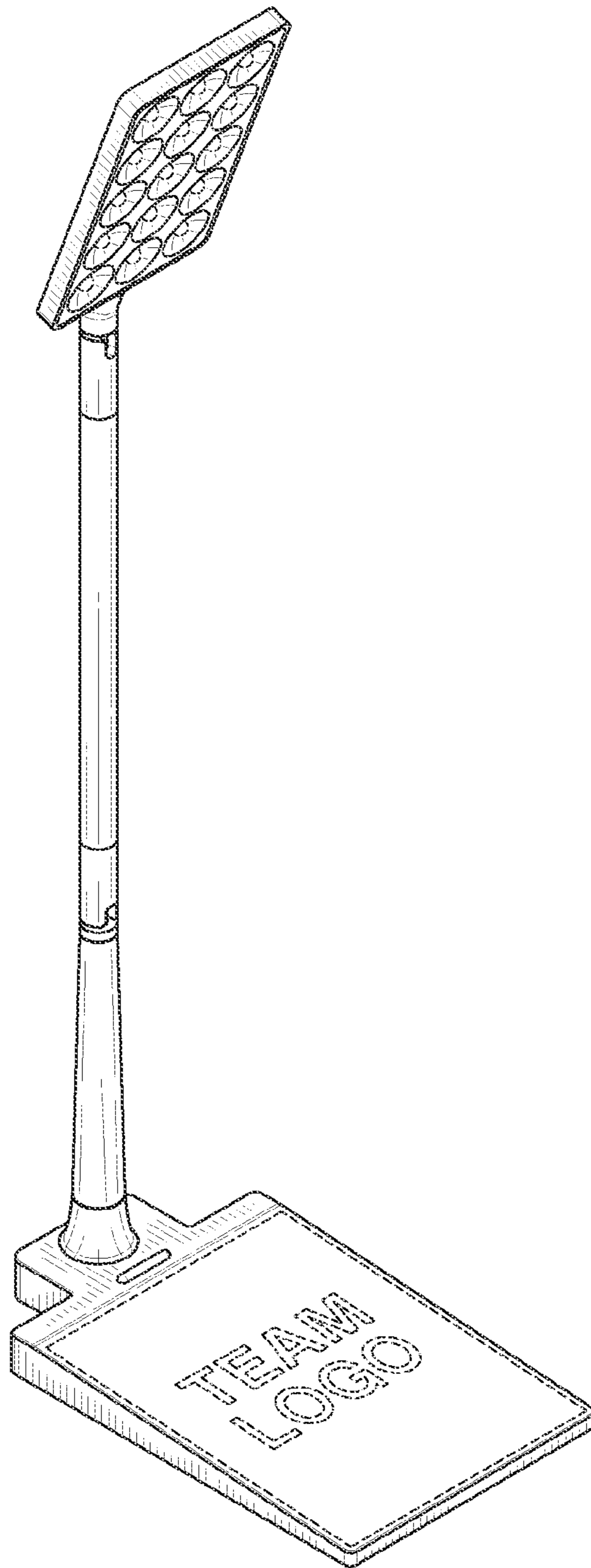


FIG-2

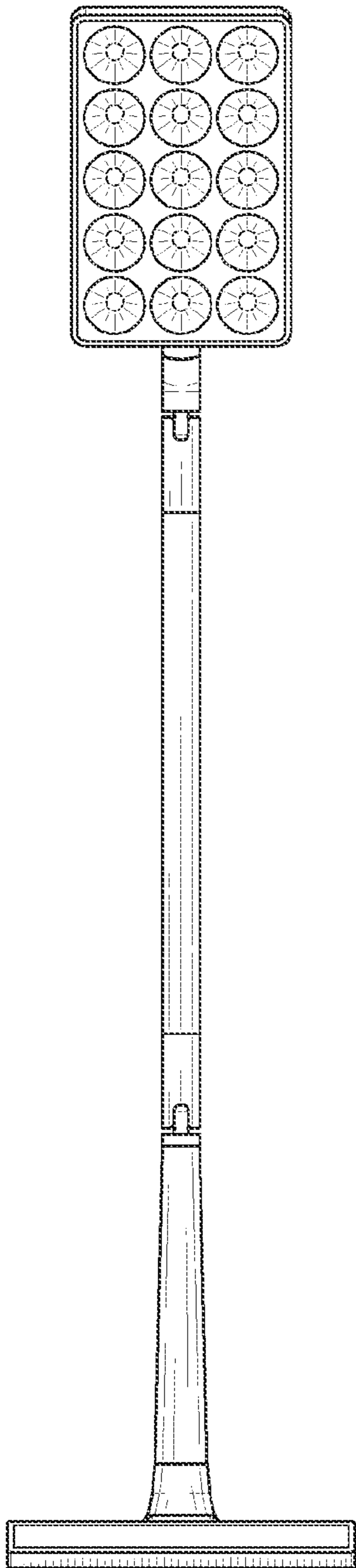


FIG-3

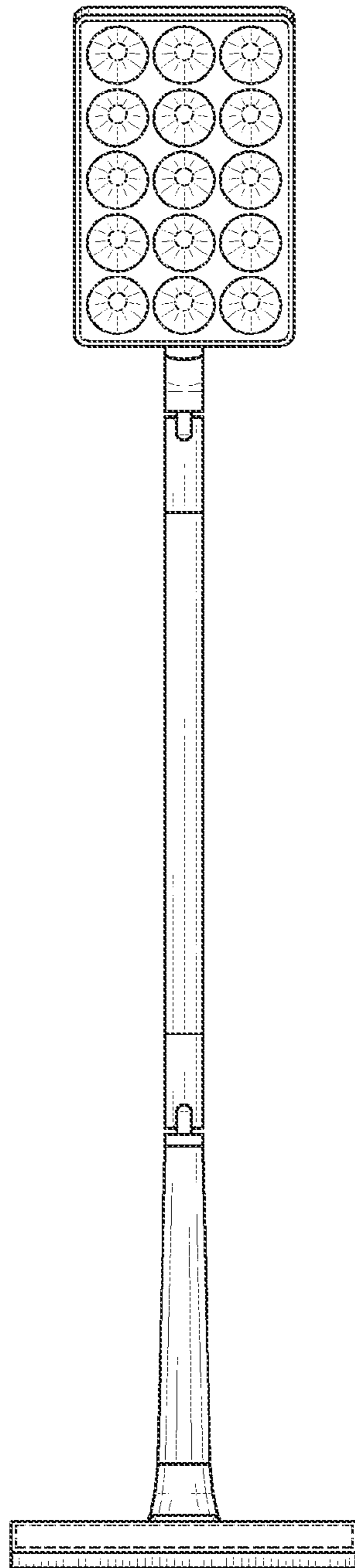


FIG-4

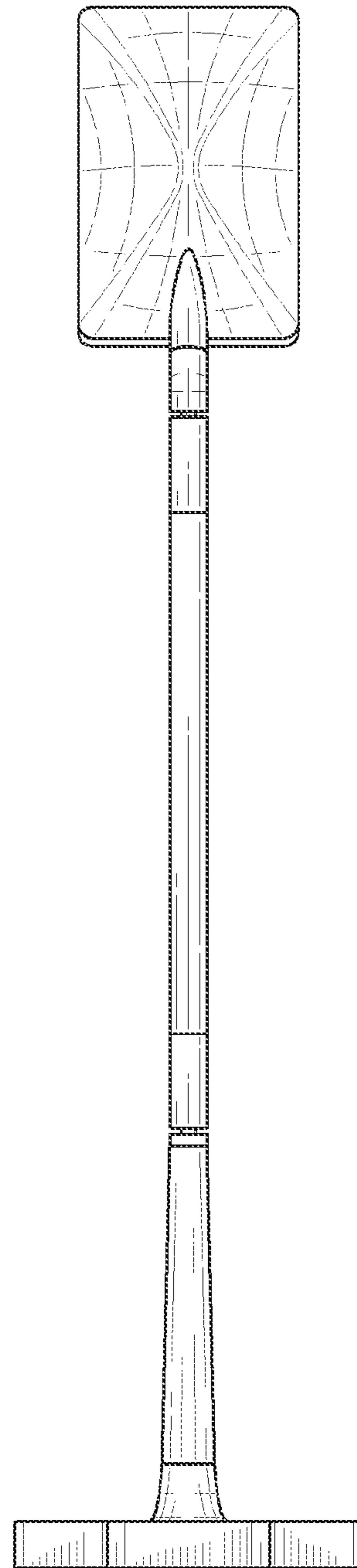


FIG-5

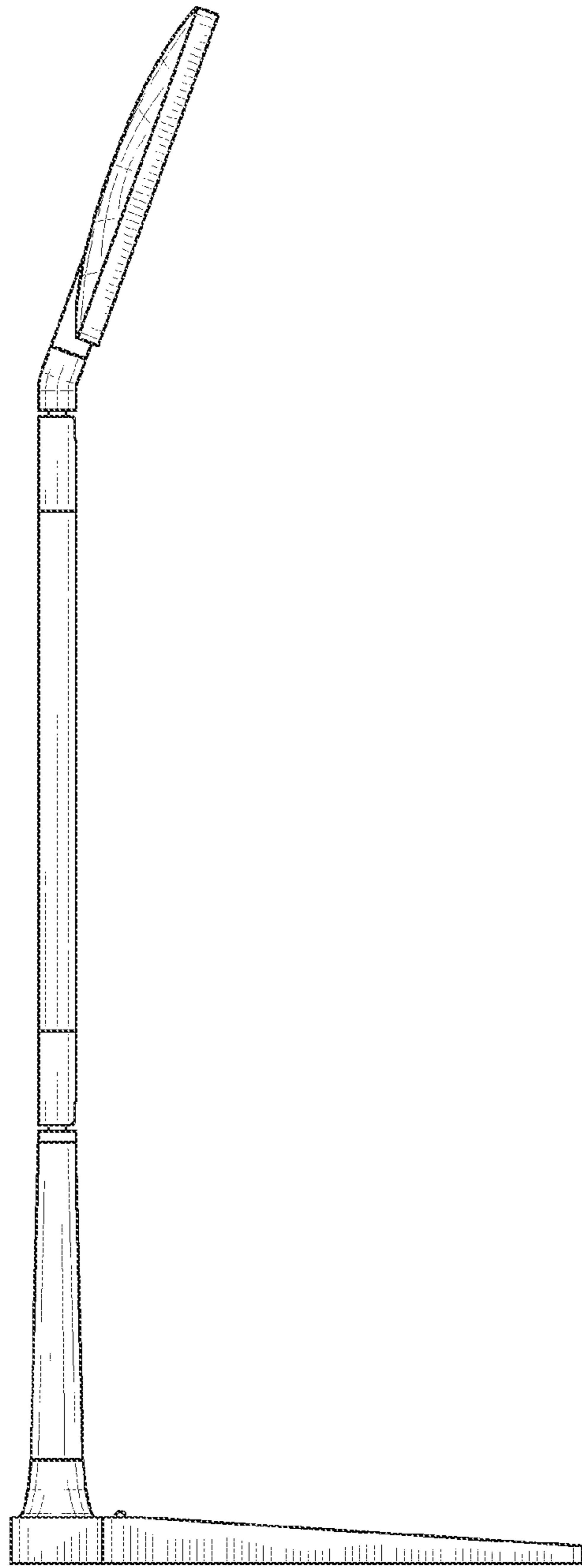


FIG-6

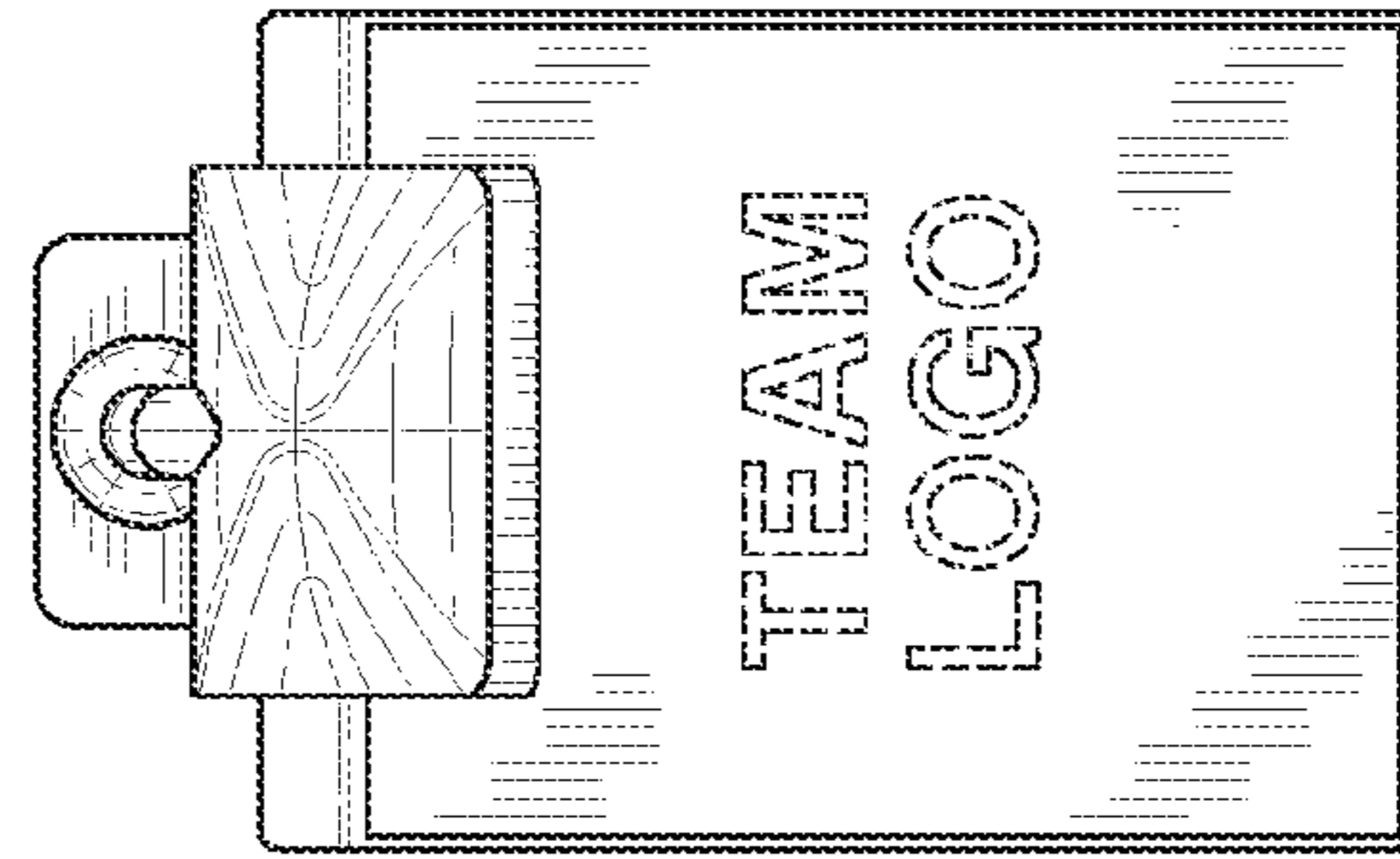


FIG-7

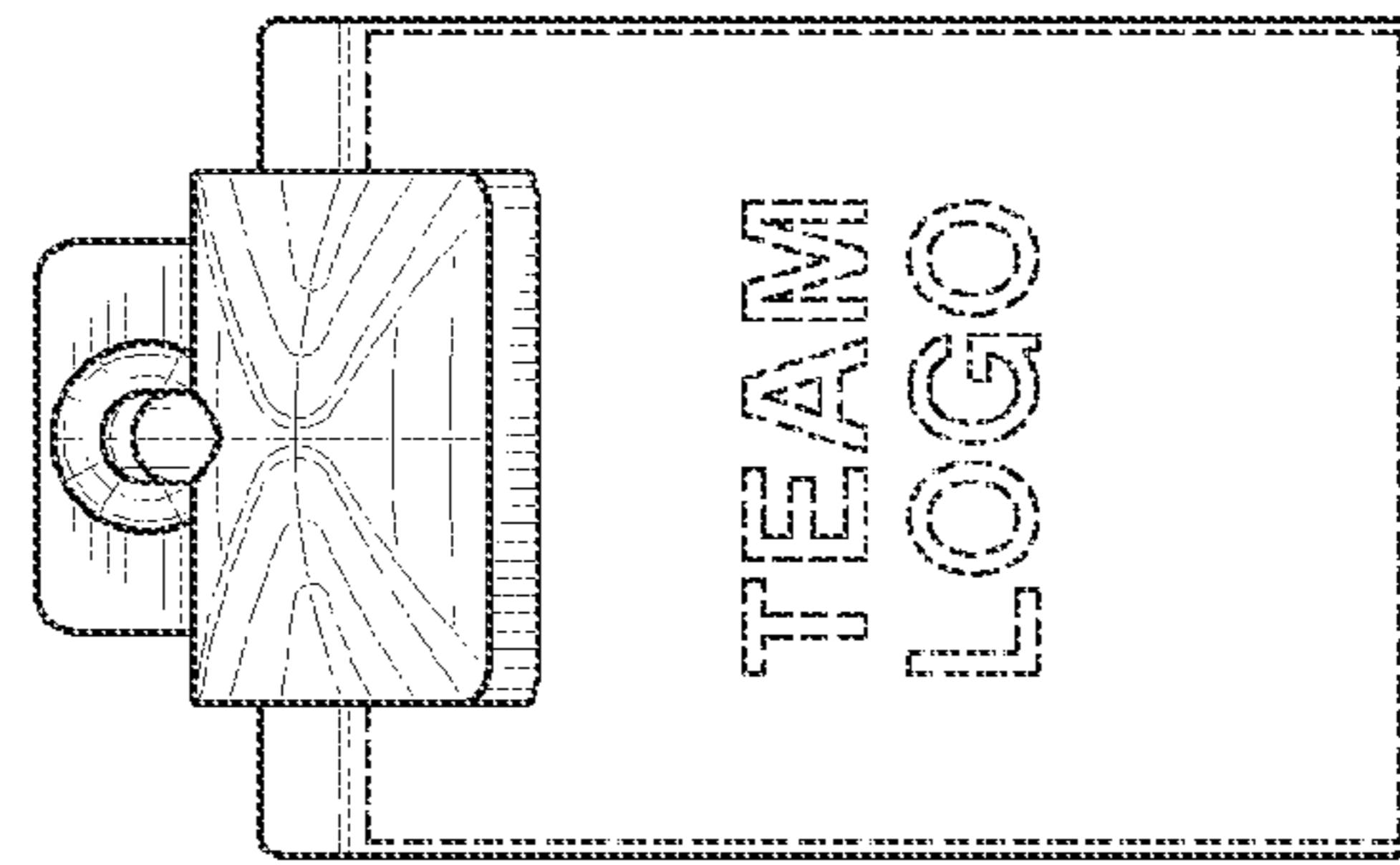


FIG-8




FIG-9

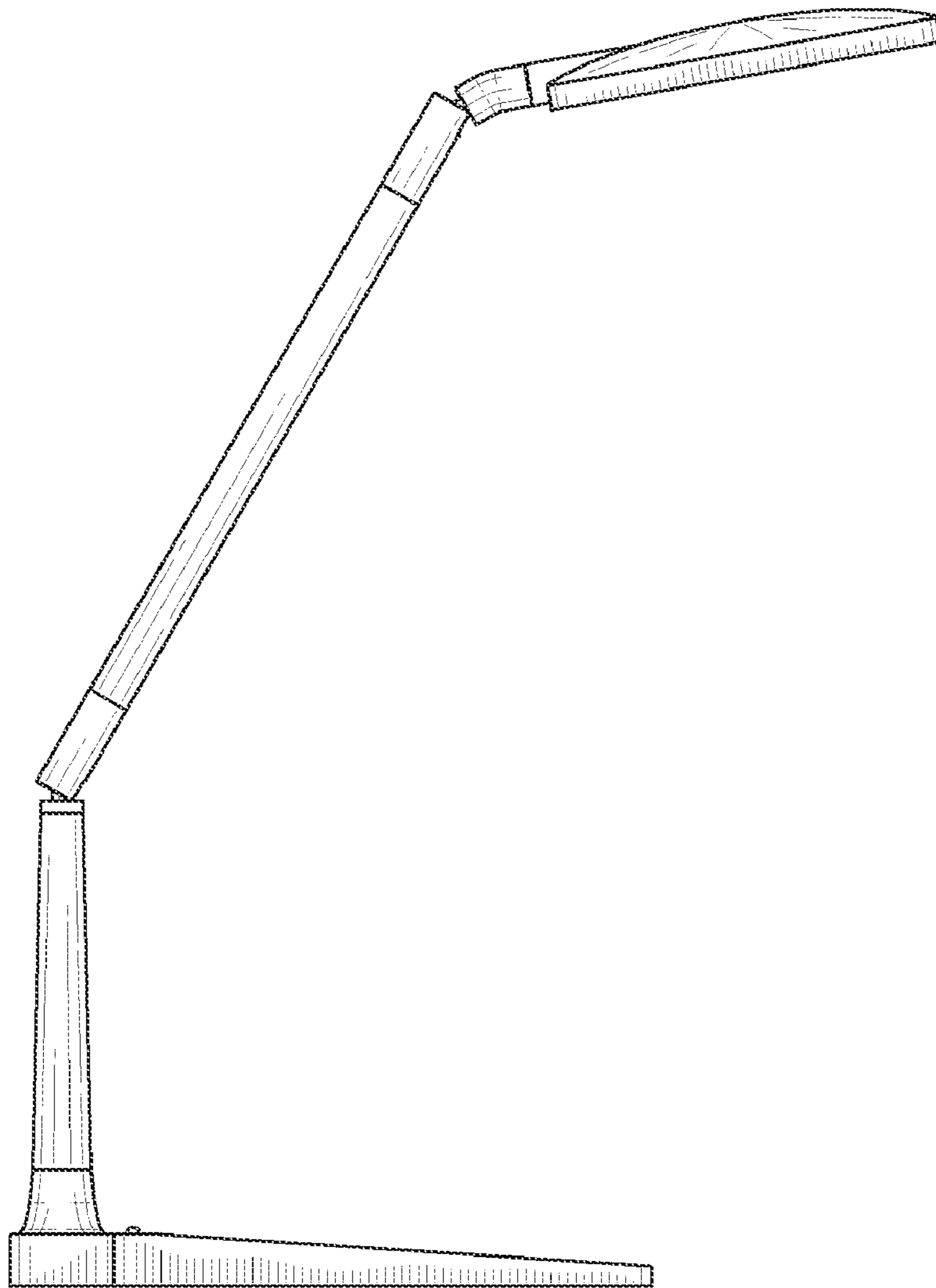


FIG-10