



US00D650909S

(12) **United States Design Patent**  
**Anderson**

(10) **Patent No.:** **US D650,909 S**

(45) **Date of Patent:** **\*\* Dec. 20, 2011**

(54) **THERAPEUTIC GLOVE FOR PROVIDING COLD AND HEAT THERAPY TO A HAND**

(76) Inventor: **Janice Anderson**, Gary, IN (US)

(\*\*) Term: **14 Years**

(21) Appl. No.: **29/387,751**

(22) Filed: **Mar. 17, 2011**

(51) **LOC (9) Cl.** ..... **24-04**

(52) **U.S. Cl.** ..... **D24/206**

(58) **Field of Classification Search** ..... D24/206,  
D24/207, 208, 200, 189, 190; D2/614, 616,  
D2/617, 621, 622, 623; D29/117.1, 113,  
D29/116.1, 116.2, 116.3, 123; D21/807;  
607/111, 108, 145; 2/159, 161.7, 161.5,  
2/163, 167, 161.6, 458, 168; 601/134  
See application file for complete search history.

(56) **References Cited**

**U.S. PATENT DOCUMENTS**

2,152,725	A *	4/1939	Auzin	.....	D2/621
2,434,035	A *	1/1948	De Laney et al.	.....	2/168
3,197,786	A *	8/1965	Velonis et al.	.....	D2/617
4,370,696	A *	1/1983	Darrell	.....	607/145
4,525,877	A *	7/1985	Chong		
4,750,218	A *	6/1988	Ziegler	.....	2/167
5,035,003	A *	7/1991	Rinehart		
5,050,596	A *	9/1991	Walasek et al.		
5,405,310	A *	4/1995	Yoo	.....	601/134
5,448,777	A *	9/1995	Lew	.....	2/161.7

5,572,744	A	11/1996	Reid, Jr. et al.		
6,141,801	A	11/2000	Helenick		
D445,995	S	8/2001	Stanley		
D463,090	S *	9/2002	Richer-Valenzano	.....	D2/621
D477,125	S *	7/2003	Trams	.....	D2/621
D478,405	S *	8/2003	Hatcher et al.	.....	D2/617
D479,972	S *	9/2003	Cueto	.....	D2/617
D515,783	S	2/2006	Mattesky		
D516,215	S *	2/2006	Jones	.....	D2/617
7,043,768	B2	5/2006	Gogarty		
D549,399	S *	8/2007	Davis	.....	D29/117.1
D569,556	S *	5/2008	Cooper et al.	.....	D29/117.1
7,458,106	B2 *	12/2008	Yue	.....	2/159
D589,212	S *	3/2009	Carr	.....	D29/117.1
D602,207	S *	10/2009	Hull	.....	D29/117.1
2008/0229476	A1	9/2008	Sanders		

\* cited by examiner

*Primary Examiner* — David Muller


(57) **CLAIM**

The ornamental design for a therapeutic glove for providing cold and heat therapy to a hand, as shown and described.

**DESCRIPTION**

FIG. 1 is a front view of a therapeutic glove for providing cold and heat therapy to a hand showing my new design;  
FIG. 2 is a back view thereof;  
FIG. 3 is a side view thereof;  
FIG. 4 is an opposite side view thereof;  
FIG. 5 is a top view thereof; and,  
FIG. 6 is a bottom view thereof.

**1 Claim, 4 Drawing Sheets**






FIG. 1




FIG. 2




FIG. 3



FIG. 4



FIG. 5



FIG. 6