



US00D650907S

(12) **United States Design Patent**  
**Naumann et al.**

(10) **Patent No.:** **US D650,907 S**

(45) **Date of Patent:** **\*\* Dec. 20, 2011**

(54) **HEARING INSTRUMENT**

(75) Inventors: **Frank Naumann**, Erlangen (DE);  
**Tobias Reese**, Fuerth (DE)

(73) Assignee: **Siemens Medical Instruments Pte. Ltd.**, Singapore (SG)

(\*\*) Term: **14 Years**

(21) Appl. No.: **29/387,073**

(22) Filed: **Mar. 9, 2011**

(30) **Foreign Application Priority Data**

Sep. 10, 2010 (EM) ..... 001233761

(51) **LOC (9) Cl.** ..... **24-99**

(52) **U.S. Cl.** ..... **D24/174**

(58) **Field of Classification Search** ..... D24/173-175,  
D24/151; D14/205, 223, 224, 249; 381/23.1,  
381/312, 322-324, 328-330

See application file for complete search history.

(56) **References Cited**

**U.S. PATENT DOCUMENTS**

D506,258 S *	6/2005	Nielsen	.....	D24/174
D532,520 S *	11/2006	Kampmeier et al.	.....	D24/174
D546,455 S *	7/2007	Darbut et al.	.....	D24/174
D568,480 S *	5/2008	Lockenwitz	.....	D24/174
D595,856 S *	7/2009	Tronza	.....	D24/174
D608,449 S *	1/2010	Cano et al.	.....	D24/174

D612,943 S *	3/2010	Bailey et al.	.....	D24/174
D618,805 S *	6/2010	Hindhede	.....	D24/174
D634,848 S *	3/2011	Brimhall et al.	.....	D24/174
D635,263 S *	3/2011	Meinertz	.....	D24/174
2009/0279727 A1 *	11/2009	Brimhall et al.	.....	381/323
2011/0013795 A1 *	1/2011	Takeda et al.	.....	381/322

\* cited by examiner

*Primary Examiner* — Anhdao Doan

(74) *Attorney, Agent, or Firm* — Laurence A. Greenberg;  
Werner H. Stemer; Ralph E. Locher

(57) **CLAIM**

The ornamental design for a hearing instrument, as shown and described.

**DESCRIPTION**

FIG. 1 is a front view of a hearing instrument showing our new design;

FIG. 2 is a rear view thereof;

FIG. 3 is a top view thereof;

FIG. 4 is a bottom view thereof;

FIG. 5 is a left side view thereof;

FIG. 6 is a right side view thereof; and,

FIG. 7 is a top perspective view thereof.

The broken lines in FIGS. 2 and 3 are included for the purpose of illustrating portions of the hearing instrument that form no part of the claimed design.

**1 Claim, 7 Drawing Sheets**

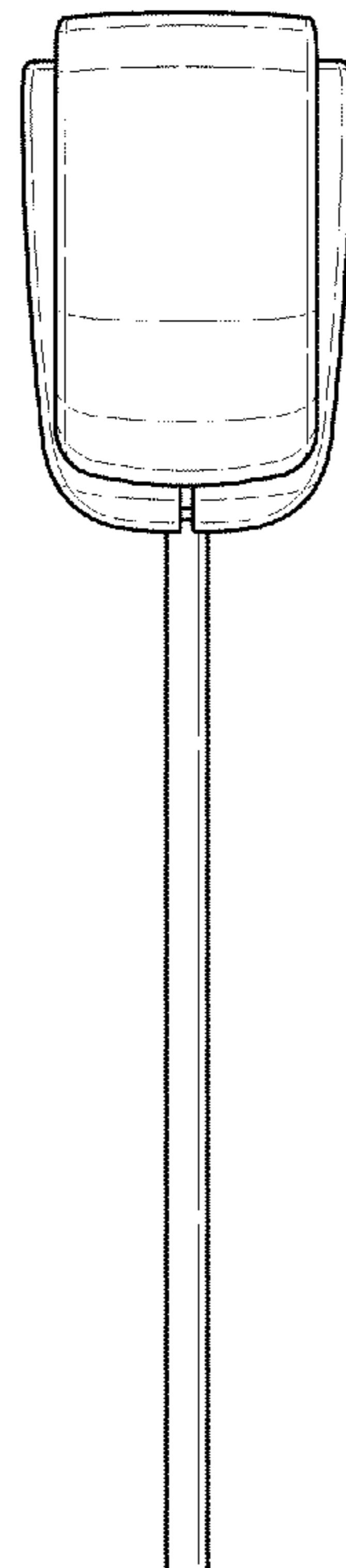


FIG. 1

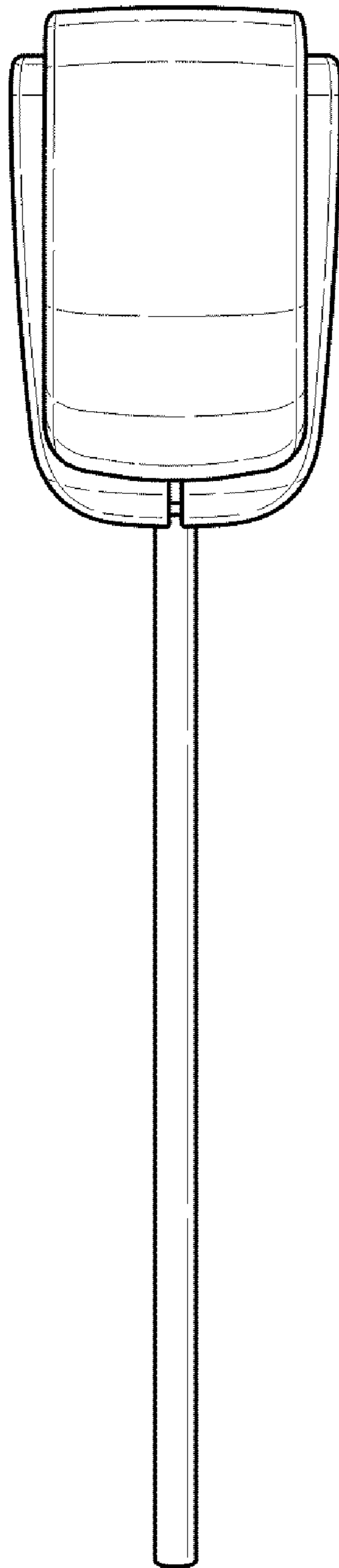


FIG. 2

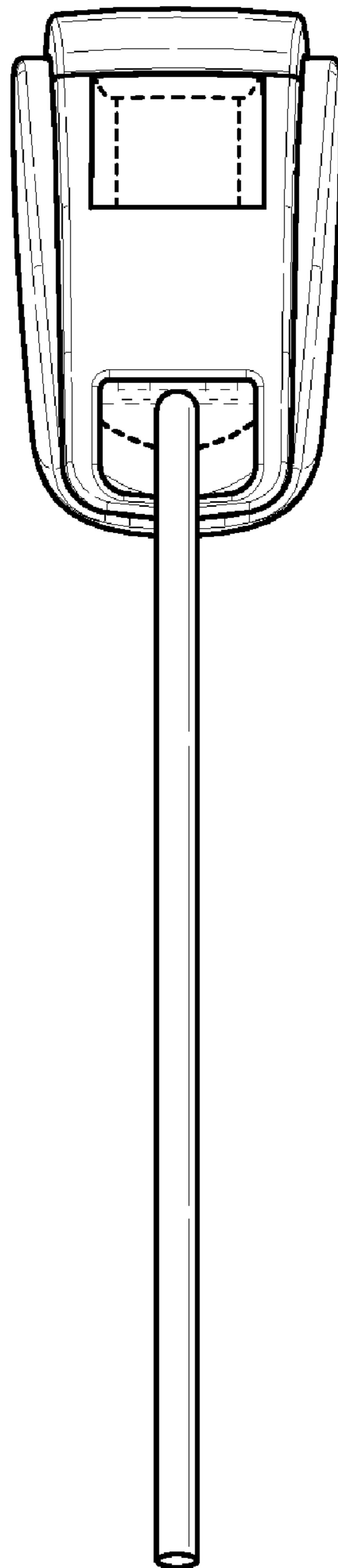


FIG. 3

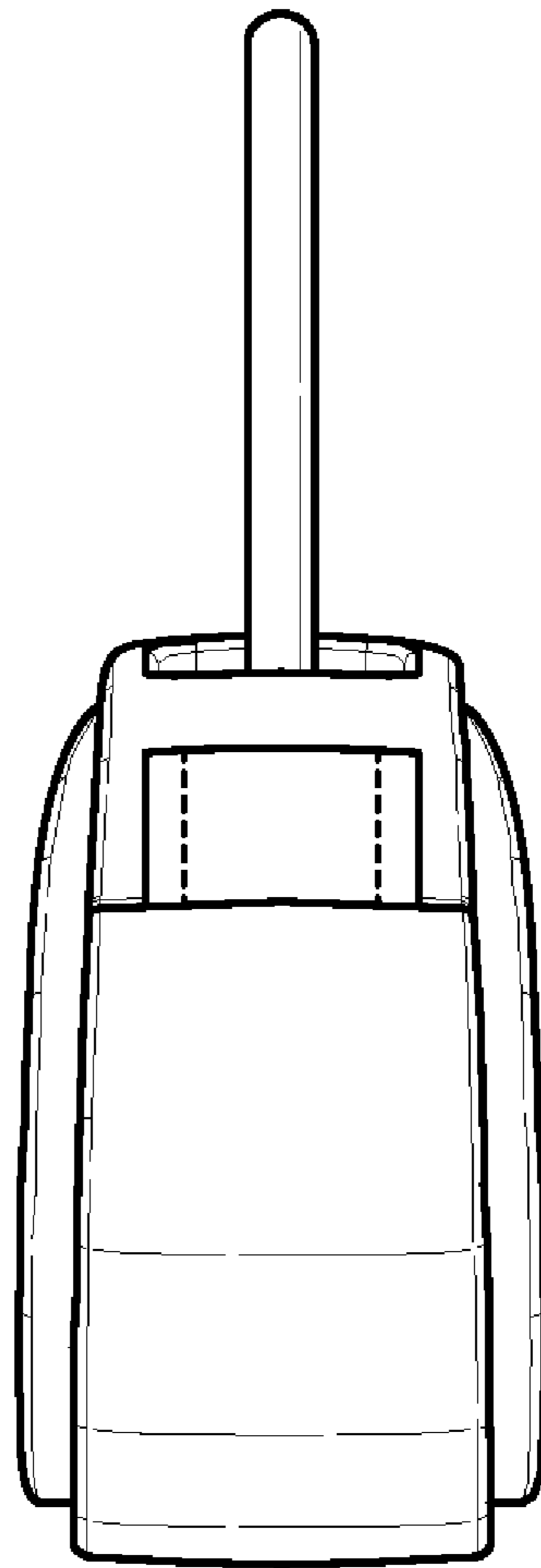


FIG. 4

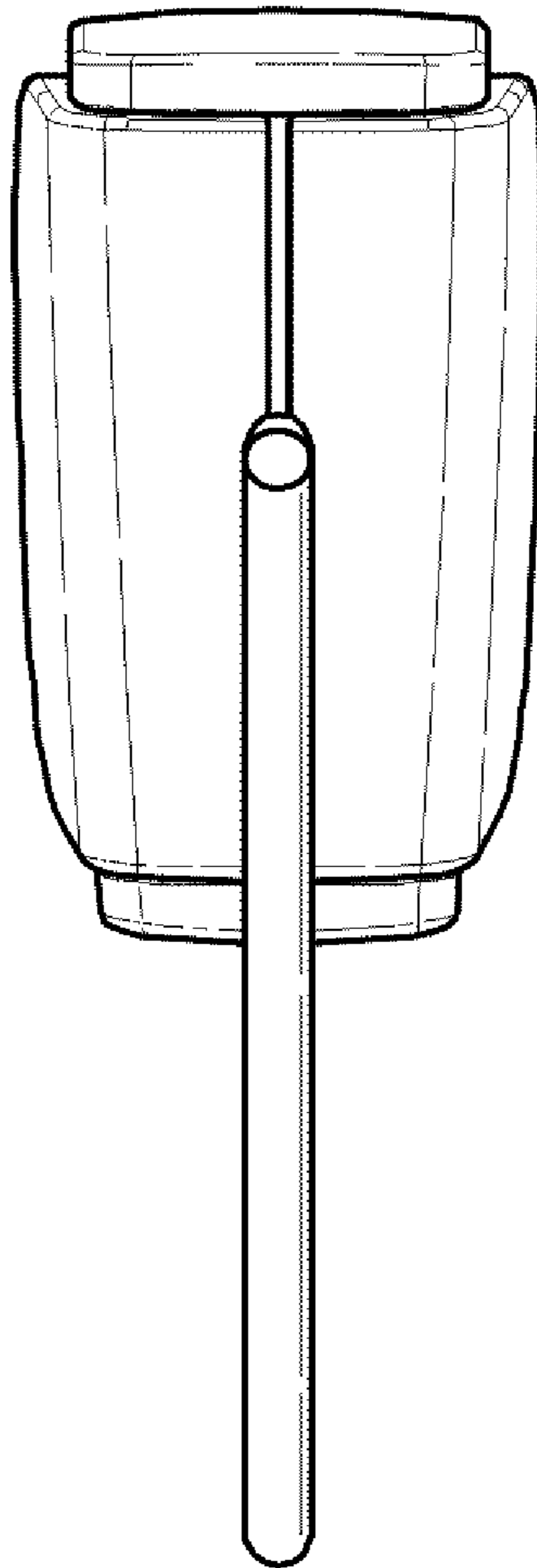


FIG. 5

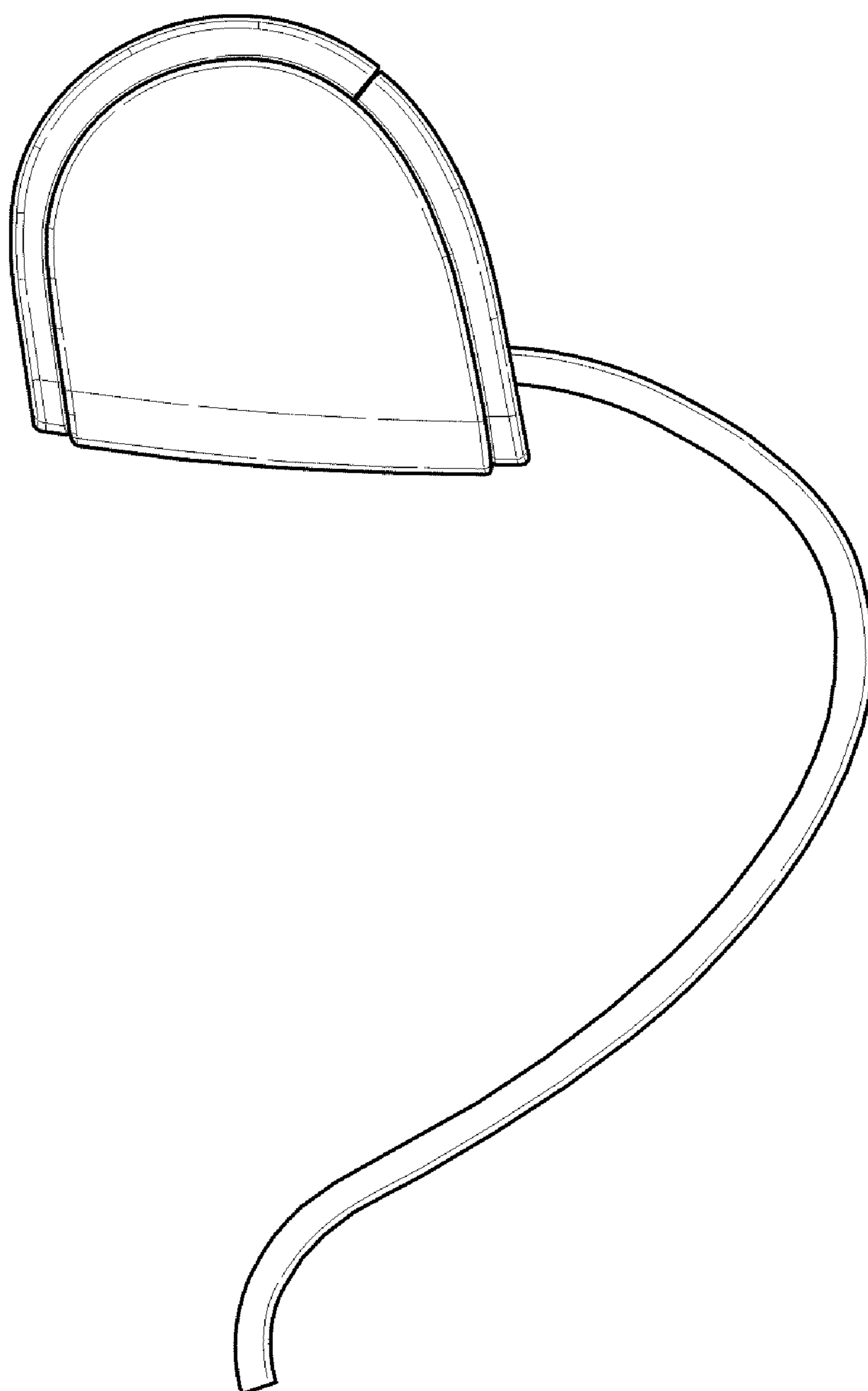


FIG. 6

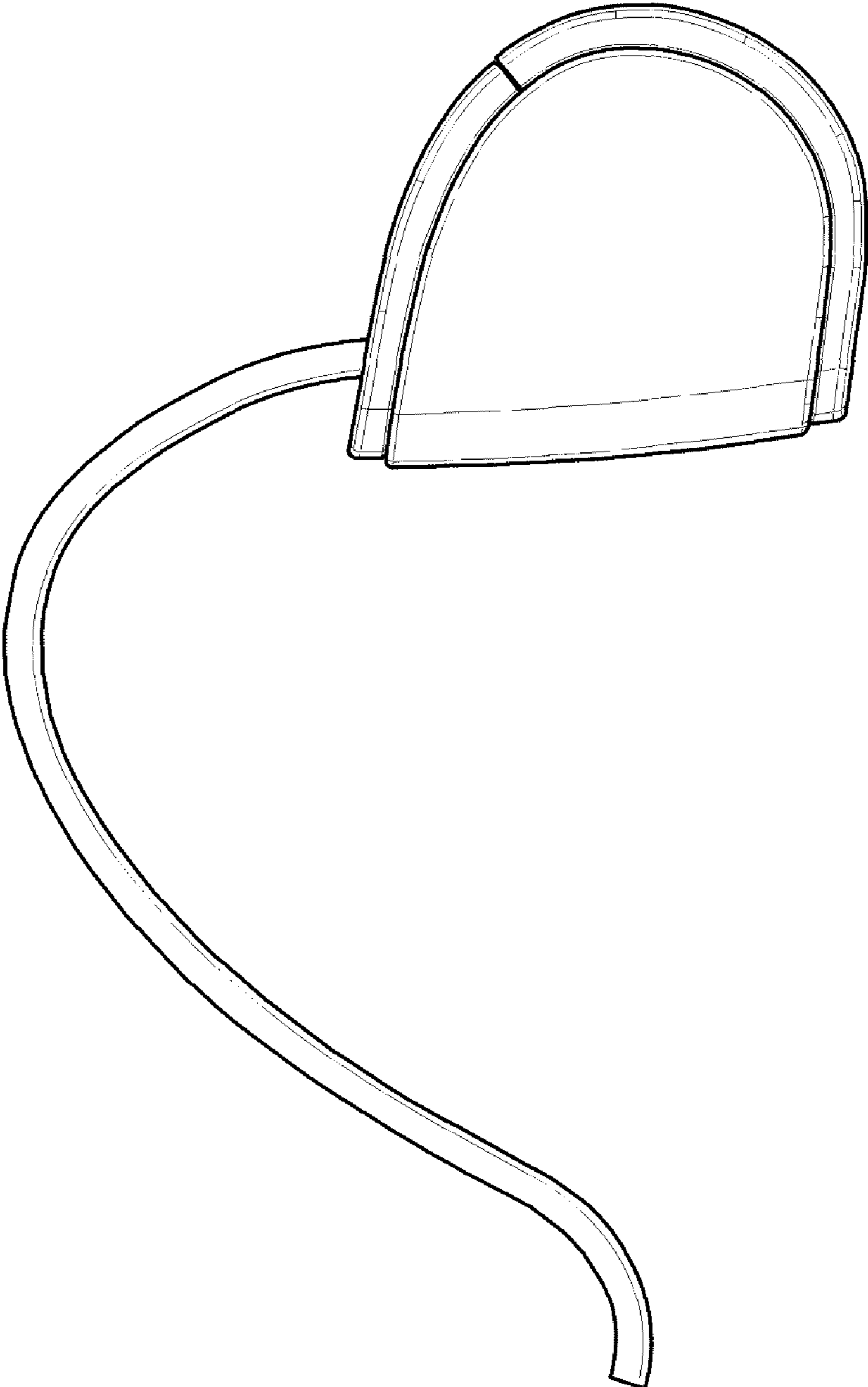


FIG. 7

