



US00D650891S

(12) **United States Design Patent**
Freeborn et al.

(10) **Patent No.:** **US D650,891 S**
(45) **Date of Patent:** **** Dec. 20, 2011**

(54) **AIR FRESHENER HOUSING**

(75) Inventors: **Matthew Freeborn**, Scottsdale, AZ (US); **Keith Cardinal**, Gilbert, AZ (US); **Hagins Fugate**, Phoenix, AZ (US); **Christopher J. Wolpert**, Scottsdale, AZ (US)

(73) Assignee: **The Dial Corporation**, Scottsdale, AZ (US)

(**) Term: **14 Years**

(21) Appl. No.: **29/391,598**

(22) Filed: **May 11, 2011**

(51) **LOC (9) Cl.** **28-99**

(52) **U.S. Cl.** **D23/366**

(58) **Field of Classification Search** D23/355-369;
D28/5, 6; 261/DIG. 17, DIG. 42, DIG. 47,
261/DIG. 55, DIG. 65, DIG. 70, DIG. 88,
261/DIG. 89; 392/386, 390, 392, 394, 395;
239/34, 44, 53, 56, 60, 308, 326

See application file for complete search history.

(56) **References Cited**

U.S. PATENT DOCUMENTS

D484,583 S * 12/2003 Hunt et al. D23/360
D508,285 S * 8/2005 Velicescu D23/366

* cited by examiner

Primary Examiner — Sandra Snapp

(74) *Attorney, Agent, or Firm* — Paul A. Pappalardo


(57) **CLAIM**

The ornamental design for an air freshener housing, as shown and described.

DESCRIPTION

FIG. 1 is an upper perspective view of an air freshener housing embodying our new design;
FIG. 2 is a front side elevation view thereof;
FIG. 3 is a rear side elevation view thereof;
FIG. 4 is a right side elevation view thereof;
FIG. 5 is a left side elevation view thereof;
FIG. 6 is a top plan view thereof; and,
FIG. 7 is a bottom plan view thereof.

1 Claim, 4 Drawing Sheets






FIG. 1

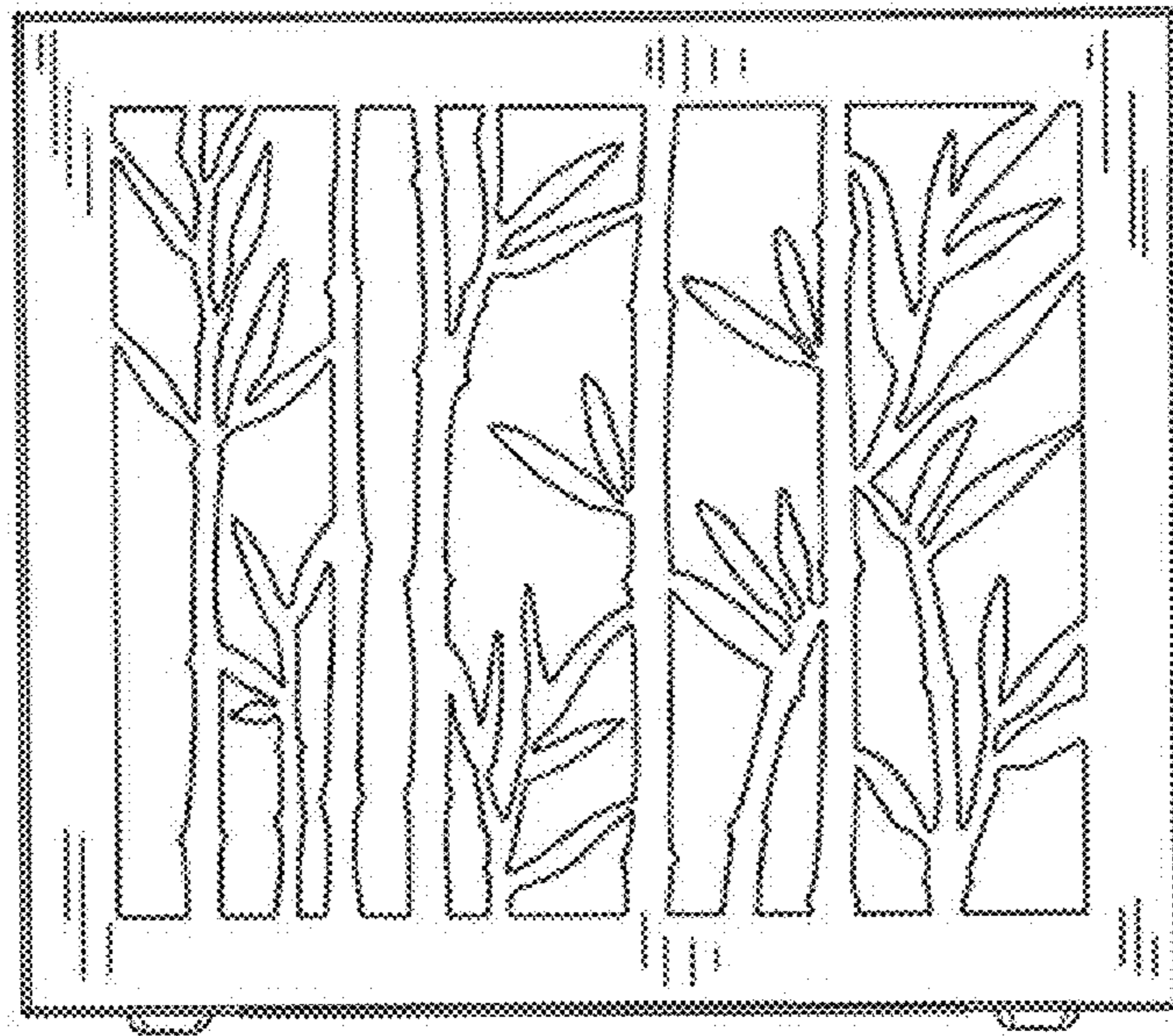


FIG. 2




FIG. 3

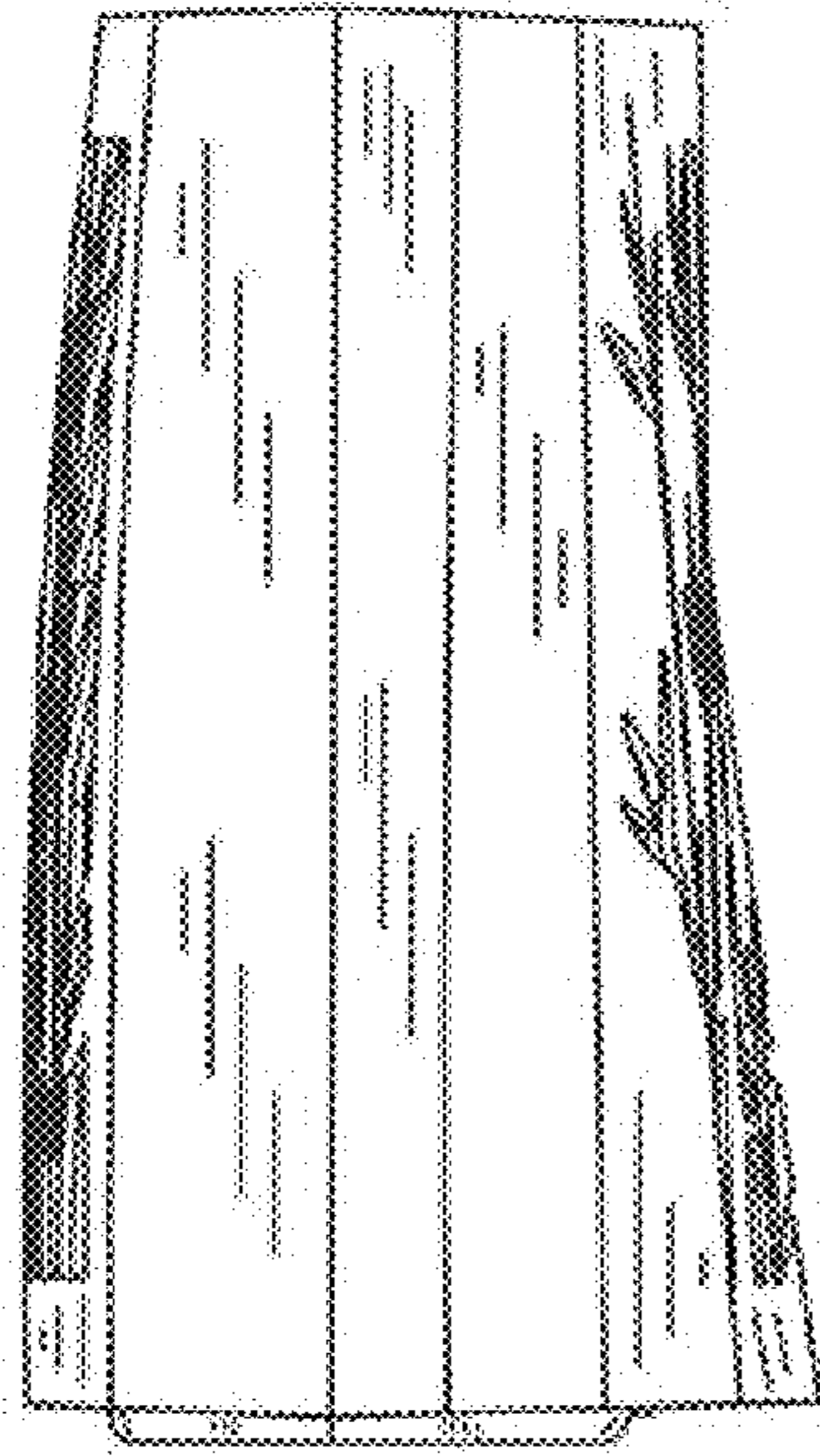


FIG. 4



FIG. 5

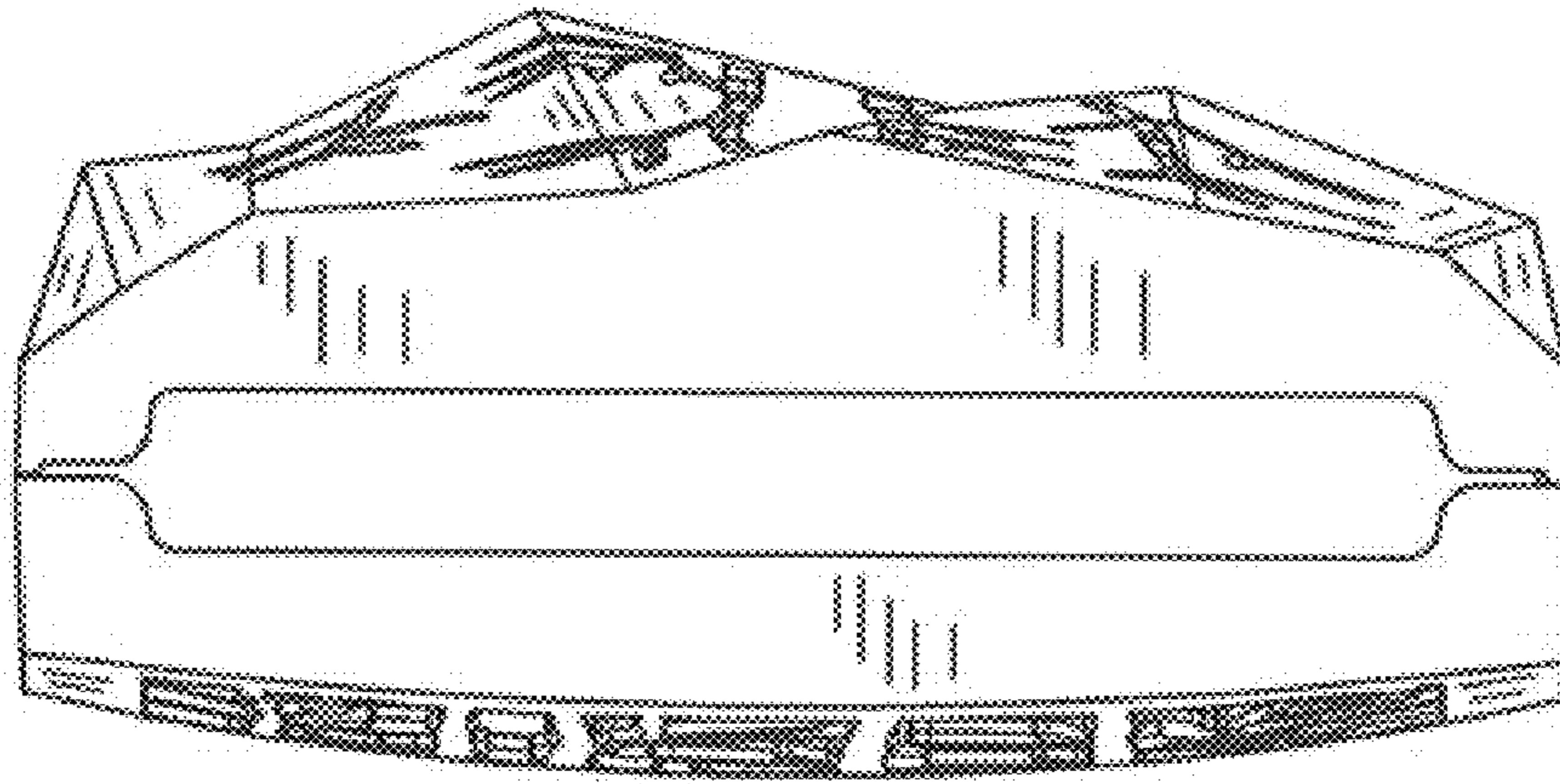


FIG. 6

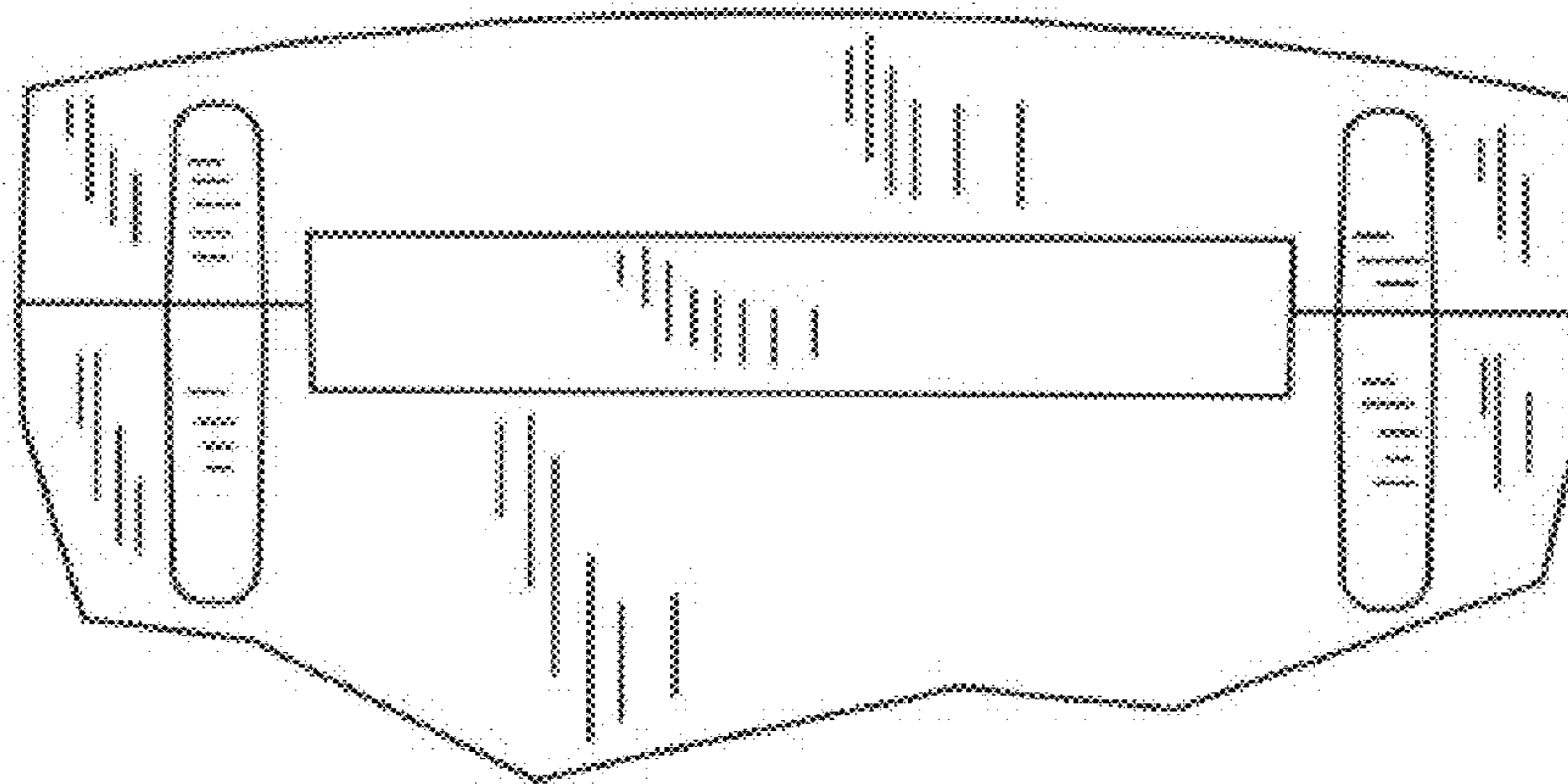


FIG. 7